

TRES DIAS OF SOUTHEAST TENNESSEE

ACTION PROFESSOR TEAM BOOK

Welcome to Christ's team. Whether this is your first team experience or one of many, it is the prayer of this community that it will assist you in developing a closer walk with our Lord and Savior, Jesus Christ.



ABOUT THIS BOOK

1. This book is used by men and women
 - Male pronouns (he, him his, etc.) are a convention of convenience and are understood to mean both male and female.
2. This book is intended to HELP
 - Please forgive its failings
 - Please help improve it by emailing your suggestions to your respective Leader's Person
3. This material is based on the Tres Dias International "Tres Dias Team Guide for Team Members" copyrighted 2005 by Tres Dias, Incorporated.
4. Please complete the Professor Debriefing Form at the end of this book and give it to the Assistant Head Cha at the completion of the weekend.

De Colores,
Your TDSETN Secretariat

TABLE OF CONTENTS

SECTION ONE

Professor Training Notes	Page 3
--------------------------	--------

SECTION TWO

Purpose of the Rollo	Page 6
Outline of the Rollo	Page 7
Commentary on the Rollo	Page 8

SECTION THREE

What is a Table Leader	Page 13
Brief Overview of All Rollos	Page 14
Planning/Preparing/Giving a Rollo	Page 15
Service Cards	Page 19

SECTION FOUR

The Relationship of the Talks	Page 20
Team Building	Page 26

SECTION FIVE

Tres Dias Essentials	Page 28
----------------------	---------

Professor Training – Speaking and Silent

Topics Covered:

1. **What is a professor?**
2. **What are the duties and responsibilities?**
3. **How shall a professor act?**
4. **What problems may I encounter? What are some techniques for handling these problems?**
5. **What are some common mistakes to be aware of?**
6. **What is a commitment/service card?**
7. **Writing a Rollo or talk.**

1. What is a professor?

- Another name for professor is table leader. You lead and guide the candidates through the material presented over the three days. This is a leadership position.
- There are two (2) professors at each table, one (1) experienced (dominant) and one (1) inexperienced. Six (6) of the 12 professors are experienced, i.e. they have served as a professor previously.
- Either position can be speaking or silent. There are nine (9) speaking professors and three (3) silent professors. You are there to share your wisdom and your relationship with Christ to others.

2. What are the duties and responsibilities?

- The primary duty of a professor is to be a servant and to love.
- The name “silent” professor can be misleading. The duties and responsibilities are the same at the table whether you are giving a Rollo or not.
- Pray for the team, candidates and your table.
- Study the structure of Tres Dias, and learn the key points of all the Rollos so you may easily lead and guide your table through the material.
- Study commitment/service card explanations in professor book in preparation to direct your table.

3. How shall a professor act?

- The key is to be a good example. You must set a good example for the candidates to follow. You will be a demonstration of obedience.
- Be the first to answer the bell and be on time in the Rollo room, chapel and meals.
- Take notes for all the talks. Do not stop taking notes even after being revealed.
- Be a good listener, only talk when necessary. If no one starts a discussion, then ask a question on the subject to the table in general, or to a specific candidate. Ask something that requires more than a “yes” or “no” answer.
- Your job is not to make the candidates “get it”, but to demonstrate the love and grace of God to them.
- Silent professors do not remain silent. This can be a distraction to the table throughout the weekend.
- Make sure that both professors do not leave the table at the same time. This will help keep discussions on track.

- **Be yourself.** God chose you because of who you are: your personality and experiences. Be the same before you are revealed as you are after you are revealed. Remember your intent is to share and instill love and trust in the candidates, not to deceive.
- **Be honest and truthful.** Answer all questions when asked, however, don't volunteer too much information. Once revealed, there is a tendency to focus on you and look to you for all the answers. This defeats the purpose of table discussions. In this case, try to answer their questions with a question.
- If you need to talk to the Rector or teammates, please don't whisper or make it appear that you are trying to hide something, or keep something from the table.
- First day at the table may be the hardest because you don't know how your table will react. Even though you may not know it, you are being watched by the candidates, and are a direct influence on their attitude and receptiveness. Again set a good example.
- Second day there is usually more sharing, however, be prepared that you might have to share personally first. Make every effort to keep the discussion on the subject. Again, be a good listener and show concern.
- Third day it is again important to keep table discussions on the subject. This is also a good time to clear up and emphasize any points from the weekend that need to be revisited.

4. **What problems may I encounter? What are some techniques for handling these problems?**

- You may have some that like to talk too much. You may slow them down by asking a difficult question. It is best to listen at first, then, when you get a chance, thank them and ask the table what they think.
- You may have some that don't talk much. They may be timid, insecure or just taking it all in. Don't pressure these people into speaking. Try to draw them in to feeling like part of the group by asking them "yes" or "no" questions and then express your agreement with them.
- You may have some that are aggressive or argumentative. Don't let them upset you or the table. Try to find some value in what they say and emphasize this and move on. Asking questions is the suggested method of directing the table.
- Sometimes there may be a role reversal in the candidates as the weekend progresses. The quiet ones will talk and the talkative ones will be quiet.

5. **What are some common mistakes to be aware of?**

- You may talk too much at your table.
- Not listening can lead to not being aware of what is happening at your table, or on the weekend.
- Get the names of your table right and pronounce them right. This can mean a lot.
- Do not try to do excessive amounts of palanca on the weekend – complete it before you leave home.
- Never bring up negatives and always accentuate the positive.
- Never lie to or deceive anyone. Answer all questions when asked, however don't volunteer too much information.

6. **What is a commitment/service card?**

- This card is to assist you in continuing to grow in Christ.
- Further explanation is in your professor book and in team section meetings. Please study.
- Emphasize at your table that these are only guidelines. These cards are by no means Tres Dias “rules” that have to be followed.
- Please recommend to the candidates to be realistic in their times as they make commitments. It may be helpful to have your own card on the weekend, and share your own personal experiences.

7. **Writing a Rollo or talk.**

- Spend time in prayer before writing the first word. God already has the talk for you if you are prepared to listen to Him.
- Read the outline and the summary carefully.
- The “write-downs” to be included in the talk are the actual outline. Do not omit or change any part of the outline. All points must be covered.
- It is **not** recommended that you read talks previously given on a weekend. Your talk should be unique to this weekend. You may use parts of the outline summary in your Rollo if you want to.
- The talk must not exceed the time limit of 30 minutes – including your song. Piety time limit is 45 minutes.
- The outline is only the skeleton. Include personal sharing that emphasizes the talk you are giving. (If your sharing is primarily on action, but your talk is on study, it is not relevant) Ask God what He wants you to share.
- If the talk includes something about another person, (including your spouse or ex-spouse) please ask that person’s permission to share. If they say no, then do not include it in your talk. God will honor your obedience.
- Have your talk completed to turn into the Rector at least one week prior to the first team meeting or the date requested by the Rector. You should email your talk to the rector by that date. The rector will forward your talk to the Backup Rector and the Secretariat Leaders Person to review. The Rector will assign you a practice talk date at the team meetings. The team will hear and critique all the Rollos that will be presented on the weekend. The Rector will give you feedback from your practice talk.
- Do not change your talk after approval from the Rector. Do not change your talk on the weekend without approval of the Rector.
- As you read over your completed talk, ask yourself if it gives the listener the vision of the talk as presented in the outline summary.
- Become very familiar with your talk – practice.
- Write out everything you plan on saying.
- It is suggested that you do not bind or staple the pages, but simply slide the pages over on the podium. Be sure to number the pages.

ACTION

PURPOSE AND SITUATION OF THE ROLLO

Action is the third element of a strong foundation for a Christian life. The first two elements, Piety and Study, have already been presented. Action explains the third leg of the three-legged stool/tripod.

ACTION is the third rollo of the second day and should leave the candidates wanting to move outside themselves. It builds upon all the preceding rollos and shows a way to come to know Christ better by finding Him in and with other people. To accept God's free grace for oneself, and to respond to it in loving service and relationship with others in Jesus' name, is truly to have begun to live the life in grace.

Throughout this rollo, there should be strong personal examples of action. The witness should also include examples of how the Christian action of others has influenced the rollista's life. At the same time, it should be made very clear that Christians are called to act out of their own unique personality and style.

Time objective: Should not exceed 30 minutes

ACTION

OUTLINE

- I. INTRODUCTION
 - A. Definition
 - B. Connected to Piety and Study
- II. WHY IS THERE A NEED FOR ACTION?
 - A. To know Christ
 - B. To make Christ known
- III. WHAT IS THE GOAL OF ACTION?
 - A. Ministry and service
 - B. Evangelism
 - Make a friend
 - Be a friend
 - Bring your friend to Christ
- IV. WHAT ARE THE CHARACTERISTICS OF ACTION?
 - A. Authentic and God inspired
 - B. Planned and balanced
 - C. Loving, caring, and respectful of others
 - D. Persevering
- V. WHAT FORM DOES ACTION TAKE?
 - A. How?
 - Individually
 - In informal groups
 - In organized bodies
 - B. Where?
 - In the church
 - In the world
- VI. CONCLUSION
 - A. Action is inspired by Piety
 - B. Action is directed by Study
 - C. Action is the natural consequence of a lively faith

*(The Rollista is encouraged to leave the candidates with this thought:
Make a friend, Be a friend, Bring your friend to Christ)*

ACTION

COMMENTARY ON THE OUTLINE

(This material is intended as a study aid for the Rollista. It is not intended to be the rollo.)

- I. **INTRODUCTION.** This rollo is about receiving Christ and sharing Christ, in and with other people. It is about sharing a precious possession, our life in union with God. His “Love and Grace” is so overwhelming it cannot be confined within oneself. Therefore, it is essential for the rollista to show that action cannot stand alone but is always directed by study and piety.
- A. **Definition.** Christian Action is the power of the love of God and the love of neighbor, which moves us to the spreading of God’s kingdom.
- Christian action is a natural outgrowth of the life in grace.
 - Christian action is motivated by the love of God and neighbor. *“Love the Lord your God with all your heart and with all your soul and with all your mind. This is the first and greatest commandment. And the second is like it: Love your neighbor as yourself All the Law and the Prophets hang on these two commandments.”* Matthew 22: 34-40 (NIV)
- B. **Connected to Piety and Study.** Action is the third leg of the Christian life tripod/stool. The relationship of the Piety, Study, and Action elements is critical to this talk. It should be made very clear that this will become the basis of the candidates’ fourth day. The action of a Christian, in order to be fruitful, is always directed by study and piety. Piety, study, and action combine to give focus to our Ideal.
- II. **WHY IS THERE A NEED FOR ACTION?** Action is an outgrowth of the Christian life. Our Life in Grace is supported and developed by Christian action.
- A. **To know Christ.** Each of the previous rollos dealt with an individual’s relationship with Christ. The Action talk has this aspect as well. It strives to make clear that Christ reveals Himself to us in many ways; through our Christian brothers and sisters and through life’s trials and joys, struggles and victories.
- B. **To make Christ known.** Through our actions, we make Christ known to others. Faith comes alive in action; action comes alive in faith. We are loved by Christ and we cannot hold it in. *“We love Him because He first loved us.”* 1 John 4:19 (NKJV). *“That you may become blameless and harmless, children of God without fault in the midst of a crooked and perverse generation, among whom you shine as lights in the world.”* Phil. 2:15, 16 (NKJV)
- III. **WHAT IS THE GOAL OF ACTION?**
- A. **Ministry and service.** Service is the sharing of Christ in deeds of love and mercy. Christ revealed this to us by His willingness to become a servant when

He washed the disciple's feet. He fed the 5000. He healed the lepers. He cried with Mary and Martha. He rejoiced with the wedding party. He died on a cross, for all of us. He was and is the prime example of the Servant-Leader. *"After that, He poured water into a basin and began to wash the disciples' feet, drying them with the towel that was wrapped around him."* John 13:5 (NIV)

B. Evangelism. Scripture speaks of being a neighbor as one who dwells with another in justice, love, and sensitivity. It sets no limits on the answer to this classic question except to say that you have no neighbor until you are one yourself. *"Who is my neighbor?"* Luke 10:29 (NKJV). Scripture speaks of being a **friend**, one of the warmest and most loving words Jesus used. We have been **befriended**. His grace has set us free; free to be a friend to others as Christ is our friend. The call to action is a call to friendship. *"I no longer call you servants, because a servant does not know his master's business. Instead, I have called you friends, for everything that I learned from my Father I have made known to you."* John 15:15 (NKJV)

We can think of it as a threefold movement and discovery:

- **Make a friend.** Be open to establishing new relationships. Every person is potentially your friend in Christ.
- **Be a friend.** A friend stands alongside, responds when needed; is present for another, sees the warmth and grace in another's life, celebrates the joys and feels the pain. The Christ who is alive in us reaches into the lives of others as we develop caring friendships.
- **Bring your friend to Christ.** As Christians, we quite literally and tangibly share Christ's love with others. In part, we are, in an awesome sense, Christ to one another. At times we may share Him openly with spoken words in Jesus' name. At other times, our words and deeds must speak for themselves. If you love your friend, you want the very best for him/her — Jesus Christ.

IV. WHAT ARE THE CHARACTERISTICS OF ACTION? If Christian action is going to be effective, it has to have certain qualities.

A. Authentic and God inspired. Jesus Christ has set the pattern for friendship. He was involved in the daily lives of others. His service commits us to work for every form of human well-being. His suffering makes us sensitive to all the sufferings of humankind. There was nothing phony about Jesus: there should be nothing phony about us. Jesus prayed to the Father for wisdom and guidance: we should do likewise. Before you talk to your friend about God; talk to God about your friend.

B. Planned and balanced. We seek ways to show practical friendship, caring in word and deed. We act out of our own personality, our own style, our own Christ-centered way. The action of a disciple should be something we have

prayed about, thought-out, and planned. Christian action should be balanced among the many aspects of our lives (family, church, work etc.). Action also occurs on the spur of the moment, taking advantage of opportunities.

C. Loving, caring and respectful of others. Christian friendship is treating others as we want to be treated. We are to respect their autonomy; we should not try to take over their lives.

D. Persevering. Christ has not given up on anyone and neither should we.

V. WHAT FORM DOES ACTION TAKE?

A. How

- Individually. Each person in his/her own environment through word and deed and prayer. We can have the greatest impact on the world one soul at a time, man to man or woman to woman.
- **In informal groups.** Groups, which are linked together through common interests or friendship, without any kind of formal bonds, but with a Church-oriented spirit.
- **In organized bodies.** Together as the Church, we become a mighty army.

B. Where

- **In the Church.** The church can be one of our most fertile fields for action. *“As we have therefore opportunity, let us do good unto all men, especially unto them who are of the household of faith.”* Galatians 6:10 (KJV) (A brief personal example is encouraged.)
- **In the world.** This section offers opportunities to illustrate, in concrete ways, how action takes place outside the church. The candidates need to see that it is possible to make friends with those around them and to lead them to Christ. (A brief personal example is encouraged.)

VI. CONCLUSION. We come to know God the Father and Jesus through the loving acts of others. This rollo should leave the candidates with the assurance that the basic need of the Christian is, first, to live and dwell in Jesus Christ. Then the natural consequence of a lively faith is to share that life and love with others.

A. Action is an outgrowth of Piety

B. Action is directed by study

C. Action is the natural consequences of a lively faith

*(The Rollista is encouraged to leave the candidates with this thought. **Make a friend.. .Be a friend.. .Bring your friend to Christ!**
The third leg of Christian life tripod/stool should be inserted at the beginning, during, or at the end of this rollo)*

Note to the Rollista: *There is far more subject matter in this “**Commentary** . . .” than is required to meet the time objective of the rollo. While it is necessary to speak very briefly on each item listed in the outline, be careful to select for expansion, only those items for which you have something significant to contribute - - usually through personal experience. Remember, the more important part of the Weekend will occur during table discussions than what participants will learn or remember from hearing the rollo. The rollo is meant more to spark ideas for the table discussions than it is meant to be instructive.*

Time objective: Should not exceed 30 minutes

ACTION

BIBLE REFERENCES

(These Bible references are included here to help the rollista understand some of the biblical background of the rollo. The list is neither complete nor is it intended to become part of the rollo. Read the references and listen for the Word of God.)

Matthew	22:34-40	Love of God and the love of neighbor
1 John	4:19	We are loved by Christ
John	13:5	Example of the Servant Leader
Luke	10:29	Who is my neighbor
John	15:15	We have been befriended
Galatians	6:10	Let us do good unto all men

What is a Table Leader?

Those team members who sit at the tables are called table leaders. Some of them may also give rollos (rollistas). (In some communities, table leaders are referred to as “professors” and “silent professors”).

During the team meetings, the table leaders, especially those who are not giving rollos, have a great opportunity to observe the unity and wholeness of the team as it develops. The rector is managing the Weekend; the auxiliaries (Chas) are supporting the physical needs of the team meeting and planning to meet the needs of those who will be attending the Weekend; the rollistas are concentrating on their rollos. Consequently, the table leaders are the ones who are free of other responsibilities and who frequently can supply the insight and support which can help bring the team together as one body, in unity of purpose, under Christ.

During team meetings, while every team member is important to the critiquing process, table leaders (and ex-rectors or others who have previously given a certain rollo) are especially key in the important task of rollo critiquing. They are ideally placed to focus on the rollo outlines and the flow of the Weekend. During the Weekend, knowing the content of the rollo, they should use that knowledge to aid in the table discussion.

Once the Weekend begins, the task of the table leader is to unite those at the table to which they have been assigned. Table leaders need to be especially available to the candidates assigned to their tables. The candidates at the table, the Weekend’s little Reunion Group, are the object of the table leaders’ special attention and affection.

During the Weekend, the most important interaction occurs at the tables. This is the first time many of the candidates will have had experience in a small reunion group. In this group, they often learn to share openly and honestly about their lives. It is also where they frequently laugh, cry and pray together and develop a trust relationship which often lasts long after the Weekend has ended.

Brief Overview of the Rollos

The IDEALS rollo is designed to start us thinking about the purpose and plan for our lives. It encourages us to set goals that are lofty and attainable. That our lives change and so do our ideals.

The GRACE rollo shows us that God can enable us by His grace to overcome all our fears about failures and achieve any God given ideals.

The CHURCH rollo shows how we each need to be an active part in our church; to fulfill our roll in the body of Christ.

The HOLY SPIRIT rollo begins to show us just how much Jesus loves us and that through the power of the Holy Spirit we can become more than we are.

The PIETY rollo begins to open our hearts to a new perspective of our life...directing it entirely, on purpose, to God and His kingdom work.

The STUDY rollo shows us the importance of knowing God's word in order to live a life of piety. How can we live in victory if we don't have the weapons to fight the good fight? This talk should make us see the beauty and value of knowing God through His Word.

The SACRED MOMENTS OF GRACE rollo takes us to the foot of the cross to see just how much Jesus loves us and the high value He places on each of us. This is the time for self examination to make sure we have a salvation relationship with Christ.

The ACTION rollo challenges us to take our faith and our hope out into the world around us. Not just to be laymen in the church but everywhere we are. To show us that action does not have to be big things, but a life lived to God's glory.

The OBSTACLES TO GRACE rollo shows us the truth about the struggle involved in our daily walk of piety, study and action. The enemy will not leave us alone if we are determined to follow Christ.

The LEADERS rollo calls us to a higher level of thinking...that we are actually to be leaders. Not just someone who takes action but someone who leads others to take action. We can do all things through Christ.

The ENVIRONMENTS rollo then reminds us that we will be going home, back into our own unique environment. God has placed us there to be Jesus with skin on to our little world...home, work, play, church and community.

The LIFE IN GRACE tells us more about walking out the truths we have learned during the weekend. It can all be done.

The CCIA (CHRISTIAN COMMUNITY IN ACTION) rollo reminds us that we are not lone rangers. There are many Christian communities that we belong to...church, Tres Dias, bible study, Sunday school, young life....and a group effort can make an immeasurable difference.

The REUNION GROUPS rollo offers reunion groups as an additional means of enhancing a personal relationship with Christ.

The LIVING IN THE FOURTH DAY rollo gives new information regarding tools to help the new Pescadores in their new life journey...reunion groups, Secuelas, working weekends. It also cautions them about returning to their environments with a "know it all attitude." It gives them direction in beginning their fourth day.

HOW TO PLAN, PREPARE, AND GIVE A ROLLO

On a Tres Dias Weekend, a rollo should be a concise, well prepared and critiqued talk containing a balance of teaching and witness. As a rollista, your goal is to strive for brevity and balance in your rollo. The rector for the Weekend, and others in the community who are involved in team selection, see this potential in you.

You are urged to study this section with even more diligence because each Weekend is new and different.

BEFORE YOU START

1. Pray! Prayer will focus your heart and mind upon the task God has established for you in the context of this Tres Dias Weekend. Ask yourself “Why has God chosen me for this talk?”
2. Read carefully, the section on the *“Relationship of the Talks.”* If you are assigned to present the *“Ideals”* Rollo, don’t write it in such a fashion that it has any heartrending witness, as might the *“Piety”* Rollo.
3. Before you begin to prepare your Rollo, read the sections that deal with the *“Purpose and Situation”*, *“The Outline”*, and *“The Commentary on the Outline”* for your own rollo.
4. Read the Scriptures indicated in the *“Bible References”* section for the rollo. These are included to stimulate your understanding of the Christian teaching embodied in the rollo. They need not become part of the rollo, though they may be used as you deem appropriate for the rollo.
5. *Ask your rector the following questions.*
 - Will I be assigned a mentor to assist me with the writing of the rollo? (frequently done for a first-time rollista)
 - Should I show a written draft of the rollo to you or to a mentor you will assign to me before it is presented for critiquing by the entire team? (Frequently done for a first-time rollista)
 - At which team meeting is the rollo to be critiqued by the entire team?
 - Are there other responsibilities in addition to preparing and delivering the rollo? (e.g., any suggested table discussion questions, references for a Weekend book list, which might be required if the *“Study”* Rollo is the one being assigned, etc.)

If you have taken the suggestions presented in the above paragraphs seriously, you may feel overwhelmed. You may want to say far more than could possibly fit within the time constraints of the rollo. The *“Commentary on the Outline”* often includes much more ideas and material than can be used in the rollo; also, the material in the *“Commentary...”* is **not** to be used and presented verbatim. While you may use the ideas, the words should be your own. Remember that many others have done this rollo before you. So, count this abundance as a blessing and thank God for it. Prayerfully select the choicest fruits from the harvest before you. Remember, **the outline is just a skeleton**. The sinews, flesh, skin and blood needs to be put there by you. However, the Holy Spirit will breathe life into the rollo (Ezekiel 37), if you will only surrender to Jesus and ask for His assistance as you step to the podium to present the talk.

THE FIRST DRAFT

Some rollistas may have difficulty producing the first draft of their rollo. While there are many good books on the subject, a highly recommended approach is to quickly capture your own first thoughts. Let your ideas flow; get something down on paper (or on the computer). At this juncture, it is not important to have everything in the proper order. Look at the *Outline* and select a point; begin to capture and record those thoughts. Forget, at least for the moment, about grammar, punctuation and formatting; those details can be done later.

Since you are required to include the topics listed in the rollo “*Outline*” in this *Guide*, start preparing your rollo from that outline. Use examples from your own experience and heritage to expand the basic outline. The candidates need to hear about the real you in the rollo. If you have any concerns or problem with the required material, speak with the rector. The rector will either answer your concerns/questions or refer you to someone who can assist you.

If the rollo is to contain your personal testimony, include it in the outline. Many first-time rollistas have never before witnessed to the power of Christ in their lives. They may have difficulty including a personal testimony appropriate to the subject of the rollo or, they may have difficulty keeping the rollo within reasonable time limits. Remember that the candidates may also find personal testimony just as difficult to listen to as it is for you to speak it; so be sensitive to them when you prepare your rollo. Furthermore, delivering a rollo is not a time to preach on some current heated political or religious subject which you may have on your heart. That is not to say such a subject is not important to you or to Christ’s church; however, a Tres Dias Weekend is not the place to preach on this type of subject. Any discussion of current controversial issues, if brought up at all, should be a small part of your rollo and should flow naturally as a part of your personal witness. Neither should any such issues be presented in a way which would be judgmental; that is up to God.

DELIVERY

While some persons may prefer to speak from an outline and others prefer to speak from a script, on a Tres Dias Weekend, **the rollo be must be written out.** This will be most helpful in keeping to the appropriate time allowed for the rollo; furthermore, having a script is essential during the critiquing process. If someone wants to comment on something you said, it is almost impossible to refer you to that point if the rollo is not written out. Nevertheless, you will want to make two basic decisions regarding delivery; they are:

- Shall you write out the rollo and read it (being careful not to deliver it in a dull, monotonous tone); or
- Shall you write out the rollo and memorize it, referring to the pre-written script only when needed, if you forget where you are in the rollo.

If you plan to quote from books or other resources during your rollo, you need to decide (possibly in conjunction with the rector), how they are to be handled. They may be read from the source, copied into the text of the rollo and read from there, paraphrased, or

shown on some type of visual aid, such as a projection system. The important thing about references is that they should be appropriate to the rollo; candidates must be able to tell when you are beginning and ending a quotation. Furthermore, quotations should not be too long. Remember that it is your rollo; it doesn't belong to the writer of some book from which you are quoting.

In Southeast Tennessee use the concept of "write-downs" to help the candidates remember important points within the rollo. Consider the outline point itself as the write down. If you do want to amplify the point, it should be brief.

We now use PowerPoint to project visuals containing the rollo outline. The important factor is that the points listed be the ones which you want emphasized for the team and candidates to record in their notes and to be used during the rollo discussion time.

THE CRITIQUE

At some point before the Weekend, you will be asked to present your completed rollo to be critiqued by the entire team. Lay members and spiritual directors alike need to have their rollo's critiqued by the entire team. There are several important reasons for this review:

- It provides the team with an opportunity to affirm you and your role on the Weekend;
- It provides a way of assuring that your rollo supports the Tres Dias method and the Weekend;
- It provides a target date for the completion of the rollo;
- It allows the rollistas whose rollo comes before you in the Weekend schedule to know what you will be saying, and for the rollistas who follow you to hear and build upon what you said;
- It helps to assure that one rollista will not contradict another;
- It permits the rector to time the rollo and assure that it is the proper length;
- It permits candor and openness within the team, thus, building community;
- It demonstrates that neither clergy nor lay team members are elevated to a higher level and helps to assure that their rollos are compatible with each others; and,
- Finally, because the fifteen segments are just part of one message, they must fit together naturally, like the pieces of a puzzle. What the candidates should see is a beautiful tapestry consisting of fifteen rollos and five meditations woven together with scarlet thread. This can only be accomplished if all of the rollos are critiqued by the entire team.

If some changes are recommended, carefully consider them, particularly if suggested by multiple sources. If the rector asks you to make changes, prayerfully consider them, if necessary, discuss them with the rector and revise your rollo as necessary. If as a result of the critique, your rollo changes, it IS IMPERATIVE you show the rector your revised rollo! The rector will undoubtedly want to have a copy of this revised rollo. The changes will probably cause no problem for the rector; but they may affect references to it in subsequent rollos. In rare cases, the rollo may need to be critiqued again by the team. However, that is unlikely if you have a mentor who is assisting you with the rollo.

Your rollo has been critiqued and the world hasn't collapsed around you. In fact, you have likely been drawn closer to your fellow team members because you have made yourself vulnerable when delivering your rollo - - - and others have made themselves vulnerable by critiquing it in love. Set the rollo aside for a time. Pray about it. Make the changes you and the rector (if he/she has so indicated) have decided to make. Then, several days before the Weekend, re-read it several times. If possible, practice giving it in front of a mirror so you can see yourself and any hand motions or other visual aids you may use. Frequent smiles are good; not only now, but especially during the Weekend when presenting the rollo.

Time yourself to make certain you are within the time constraints allowed for the rollo (especially if you are giving write-downs and must allow time for the team and candidates to write them). It almost always takes longer to present the rollo on the Weekend than it does during your practice sessions. If necessary, cut the content to be within the allowed time. Produce a final draft that is easy for you to read and speak from on the Weekend. If your community uses visual aids (such as projection of the outline, etc.), provide a copy of the rollo, along with appropriate visuals, to the person who will be the projectionist. Give a copy to the rector. Now, you can relax!



THE TRES DIAS WEEKEND

During the Weekend, allow God to work through your rollo (the instrument He has helped you prepare). It has been honed and refined through prayer, meditation, sharing and critiquing. Your greatest temptation will be to tamper with it since you may believe you can make it even better. Perhaps you can; but it is recommended you do not alter it much more. Through the grace of God, what you have will be usable and will undoubtedly speak to many candidates --- and most likely to many team members on the Weekend as well. They will hear it in grace; God will use it to bless them.

If you have time before you are to present the rollo, read through it one more time so the thoughts are fresh in your mind. Now is not the time to make any more changes. Present what you have, trusting that the Lord has helped you write it. Be in prayer and ask another member of the team to pray with you before delivery of the rollo on the Weekend. The Lord will certainly bless you and those who hear the rollo.

Remember to smile frequently, as though indicating you are actually enjoying standing there in front of the candidates and team, sharing what God has given you. He will provide you with the strength to get through it. When you have completed your presentation, you will actually feel quite good about what you and the Lord accomplished together!

The Service Card/Growth Guide

ORDER OF REUNION	ACTION	
<p>Come Holy Spirit, fill the hearts of your faithful and kindle them in the fire of your love.</p> <p>Send forth Your Spirit and they shall be created.</p> <p>Response: And You shall renew the face of the earth.</p> <p>Let us pray; O God, Who by the light of the Holy Spirit instructs the hearts of the faithful, grant that by the same Holy Spirit we may be truly wise and ever enjoy His consolations.</p> <p>Through Christ our Lord, Amen.</p> <p>Our Father . . . Glory Be . . .</p>	<p>4. What discipleship success did the Lord accomplish through you:</p> <p>in your family</p> <p>in your work</p> <p>in your environment?</p> <p>5. With what failure have you been tested in your family</p> <p>in our work</p> <p>in your environment?</p> <p>6. How did you fulfill last week's plan? What are you planning for next week?</p> <p>7. Activities of the group?</p> <p>8. A prayer for those who have not fulfilled their commitments.</p> <p>(If one of the members of the group is missing, say a prayer for him.)</p>	
<p>PIETY</p> <p>1. With what spiritual aids have you nourished your vital union with Christ this week?</p> <p>2. What was the moment in which you felt closest to Christ?</p>	<p>PRAYER OF THANKSGIVING</p> <p>We give thanks, Almighty, God for all the benefits You have given us. You Who live and reign forever and ever.</p> <p>Amen.</p>	<p>Name: </p> <p>Table: </p>
<p>STUDY</p> <p>3. What have you done to understand better the gift of God?</p>		

YOUR PIETY	YOUR STUDY	YOUR ACTION
<p><i>"Without Me you can do nothing."</i></p> <p>Morning Offering</p> <p>Personal Prayer Period</p> <p>Worship</p> <p>Communion</p> <p>Helping Another</p> <p>Altar Visits</p> <p>Examination of Conscience</p> <p>Spiritual Direction</p> <p>Always consult with your</p>	<p><i>"If you only understood the gift of God! . . ."</i></p> <p>Bible Reading</p> <p>Reading books of formation, following the advice of your pastor</p> <p>Don't be satisfied with reading good book; read the best.</p> <p>Heavenly Father about your piety,</p>	<p><i>"I will make you fishers of men."</i></p> <p>What have you done during the week to extend the kingdom of God. . . .</p> <p>In your family</p> <p>In your profession</p> <p>In your environment</p> <p>In your church</p> <p>In your group</p> <p>In your secula</p> <p>your study, and your action.</p>

THE RELATIONSHIP OF THE TALKS

The relationship of the talks given on a Tres Dias is both important and unique. To a large degree, the talks present the message and form the character of the Weekend. Given by persons from various denominations and congregations, they also help to give an ecumenical flavor to a Tres Dias Weekend. Most important, the talks help stir in one's mind, questions to ponder during table discussions and often, even into their Fourth Day.

There are three types of talks presented during a Tres Dias:

Five clergy meditations:

KNOW YOURSELF
THE PRODIGAL SON
THE THREE GLANCES OF CHRIST
THE FIGURE OF CHRIST
CHRIST'S MESSAGE TO THE PESCADORE

Five clergy rollos:

GRACE
THE HOLY SPIRIT
SACRED MOMENTS OF GRACE
OBSTACLES TO GRACE
LIFE IN GRACE

Ten lay rollos:

IDEALS
THE CHURCH
PIETY
STUDY
ACTION
LEADERS
ENVIRONMENTS
CHRISTIAN COMMUNITY TN ACTION
REUNION GROUPS
LIVING THE FOURTH DAY

The inter-relationship of these talks is a key to the dynamics of the three days. Their progression prepares the candidates for their Fourth Day. Tres Dias recognizes this importance and prescribes the order and content of the talks in ***"The Tres Dias Essentials"***. These ***"...Essentials,"*** differentiate between the lay and clergy talks. In reality, it is as though there is only one talk given during the Tres Dias, which is divided into twenty segments: some are meditations (5) and some are rollos (15). They build upon each other.

The following observations can be made when studying the relationship of the talks given within the Tres Dias:

- There are an equal number of lay rollos and clergy rollos and meditations;
- On the whole, lay and clergy talks alternate with each other;
- The first talk of each day is a clergy meditation, announcing the theme of the day;
- The last talk of each day is a lay rollo given by a rollista whose life is a witness to the message.

Tres Dias is a cooperative ministry between laity and clergy and shows that this relationship can work on the Weekend and in the Fourth Day. On the first evening, the meditations indicate the direction for the whole Tres Dias experience. Each morning of the three days, a meditation presents the direction for that day.

TALKS ON THE FIRST EVENING

The first evening contains two meditations which are given by clergy. For the candidates, this is a time of transition from a busy world into the Weekend. It is a time for introspection. It is the threshold to the pilgrimage. The theme of the Weekend is announced in the two meditations: **KNOW YOURSELF** and **THE PRODIGAL SON**.

KNOW YOURSELF invites the candidates to take a candid look at themselves. This meditation invites them to “come to themselves” to identify their potential and their limitations.

THE PRODIGAL SON meditation assures the candidates that, just as the father in the parable loves his two sons, God loves each one of us. He comes toward us with open arms to greet us. In fact, He expects us and has a feast ready for us. (As an option on a Women’s Weekend, the Hosea — Gomer story [Hosea 1-3], or the woman taken in adultery [John 8:1-11] maybe used.)

THE TALKS OF THE THREE DAYS

Each day begins with a meditation, given by clergy, which presents the direction of the day. All rollos for the remainder of the day pursue that direction. The final rollo is given by a lay team member who has made the message of that day a personal living testimony of living the Christian faith. This rollista demonstrates that the message is worthy and workable.

THE TALKS OF THE FIRST DAY

The talks of the first day begin the alternating pattern of lay and clergy presentations, starting with the morning meditation, **THE THREE GLANCES OF CHRIST**, given by clergy. This meditation begins the transition from introspection to a proclamation of Christ. Its message is simple. In the Gospels, three people met Jesus during His ministry and each responded to that meeting in a unique way. On this first day of the Tres Dias, Christ is revealed to the candidates.

The first rollo, **IDEALS**, challenges the candidates to think about their own habits and life situations and prepares the way for the rest of the day - - - and even the rest of the Weekend. Because ideals are basic to life and give direction to our very existence, we need to know what they are. The candidates are left to consider the question: "What are my ideals?" They are also told how they might learn the answer (by contemplating the four questions regarding time, talents, treasures and thoughts).

The second rollo is **GRACE**. Grace is the reality which makes the love of God in Jesus Christ tangible and experiential. Grace provides a bridge by which a Christian answer can be given to the questions raised in the **IDEALS** Rollo. It provides a foundation for the rest of the rollos. These rollos clarify for the candidates that God's gracious offer to us in Jesus Christ can be received personally. When the invitation is issued and the heart is receptive, then a life in grace may begin.

The third rollo speaks to **THE CHURCH**, the assembly of men and women, in all times and places, who are awakening to God's grace in Jesus Christ. We are the church, the people of God. The church is Christ's men and women, laity and clergy working in partnership, who respond to the call of God to live together in grace. The mission of the community is to be active in the world for Jesus' sake.

THE HOLY SPIRIT is the fourth rollo. This rollo teaches that God empowers the church to fulfill its mission. The Holy Spirit brings the church into being, provides the gift of faith, and calls individuals into the church. The Holy Spirit lives in the hearts of believers, guiding, comforting, and strengthening those who have received Jesus Christ into their lives. It is The Holy Spirit who provides the gifts for building up the Body of Christ and for telling the world about God's love. **PALANCA** is introduced during or at the conclusion of this rollo.

What are the results of accepting Christ, of freely receiving God's grace and the gift of faith, and of being empowered by God's Spirit in the fellowship of the church? The fifth rollo, **PIETY**, presents an answer. Piety manifests Christian qualities of life which are Christ-likeness, gratitude, freedom, and maturity. It is a life in grace. This rollo aims to awaken in the candidates, a desire to know Christ better, as they submit their weakness to His strength. It should also clearly present answers to the questions raised in the first rollo of the day, **IDEALS**. More specifically, it should make clear that for the Christian, there are not multiple ideals, but one ideal; and that ideal is that a person must focus his/her life totally and completely toward God!

THE TALKS OF THE SECOND DAY

The pattern of talks begun on the first day is continued on the second day: an alternation of talks by clergy and laity. It begins with a morning meditation on **THE FIGURE OF CHRIST** and includes a recitation of Psalms and prayers from the **Pilgrim's Guide**. This meditation opens the theme of conversion for the day: after we meet and accept Christ in faith, how do we obey Him?

The rollos of the second day, starting with the **STUDY** rollo, show the way. The candidates are taught that we can come to know, trust and obey God in Christ through the written and spoken word of the Bible. Other insights preserved in the writings of

Christian men and women throughout the centuries are also available for our study. In addition, certain modern media are mentioned, which assist us in our Christian study. With prayer as our guide, and through the power of the Holy Spirit, these study aids will teach us to not only know Christ, but to know Him better and want to follow Him.

Reading and study, however, are only part of the answer. We also come to know God in Christ through various other methods which **He** has chosen and provided. In Tres Dias, we refer to them as: **SACRED MOMENTS OF GRACE**. These acts and/or events are known in various traditions as Sacraments, Ordinances, Covenants, Church Rites, Means of Grace, and Signs of Grace. In some traditions, they are not even named; nevertheless, most of them are practiced in the various denominations and churches. This clergy rollo presents these *acts o God* as visible signs of God's presence and power and as a means of grace for our journey from our birth to our physical death. A worship service including the celebration of Holy Communion is conducted during or following this rollo.

The **ACTION** rollo states the truth that we learn to know Christ through the loving acts of His people. This rollo speaks of ***"making a friend, being a friend and bringing our friend to Christ"***. If those listening to this rollo remember nothing else, it is hoped that it would be that phrase. The Holy Spirit leads us in ways that help us bear witness to our faith. Examples are given of how the rollista has influenced others, and how the rollista has been challenged, converted and strengthened by such Christ-directed actions.

There are forces which interfere with or distort our relationship with God. These are discussed in the fourth rollo of the day, **OBSTACLES TO GRACE**. What obstacles hinder the Christian from reaching maturity? They tempt and cause us to stumble every day; they are around and within us. This rollo uncovers some of them so they may be recognized. It also teaches how, with God's help, these obstacles can be overcome.

The final rollo of the second day is **LEADERS**, an expression of our Baptism into Christ. The rollista exemplifies the message of the day. The rollista is familiar with Scripture, and actively involved in living a holy life (Col. 3:1-25). The speaker testifies of a living faith and reveals that each person who accepts God's call is a leader. We are ALL called to be leaders for Christ. Each bears witness to the presence of Christ in their life. The rollo discusses the qualities of a Christian leader. **PIETY**, and the whole of the first day, focused on one's relationship to God. **LEADERS**, and the second day, develops this relationship and stresses how the candidates can come to know Christ better -- and then share Him with others.

THE TALKS OF THE THIRD DAY

The third day, as each of the two previous days, begins with a meditation, **CHRIST'S MESSAGE TO THE PESCADORE**, which sets the course for the day. The message is that He has called each of us to be followers and to be His leaders in all areas of our daily lives. We are to join in Christ's suffering for the world through self-denial --- for the sake of the Risen Christ. It requires working in the Christian community.

The first rollo of the third day concerns the several **ENVIRONMENTS** of a Christian. It observes that if Christians are to be effective in bearing witness to Christ, they must

understand the world in which they live. They should be a positive influence, seeking out individuals to befriend with whom they can share Christ. One way to transform our environment is through person-to-person contacts; in whatever environment we are situated. This work is done with patience, perseverance, prayer and through the power of the Holy Spirit.

The last clergy rollo of the three days is **LIFE IN GRACE**. It presents the key ways for a Christian to keep in touch with Christ. In addition to the experience of the Weekend, it offers a practical program of spiritual growth. Study of the Bible, prayer, and frequently availing oneself of Holy Communion are primary means for sustaining the life in grace. A life in grace is maintained through finding peace, purpose and power in Christ. The Spiritual Director's own reflections of the Weekend and his personal testimony may be given in this rollo.

The next rollo is **CHRISTIAN COMMUNITY IN ACTION**. This rollo further develops the implications of the **ACTION** rollo, which dealt with actions of individuals. This rollo deals with community action, both in its inner life and outer witness. First, there are some projects so massive (large crusades, for example) they can only be done by, or within, a Christian community. Second, it is important for the spiritual growth of each individual, that they receive training and equipping from the Christian community. The rollo discusses how the Christian community nurtures, trains and equips its members and thereby provides spiritual nourishment for itself. Its conclusion: the Christian community, with Christ as its Head, is always greater than the sum of its parts.

REUNION GROUPS first presents a brief summary of the previous rollos of the Weekend. It is recommended that this recap be given word for word from item I. A. of the *"Commentary on the Outline"*, in order to be concise and consistent regarding the message of each rollo. It emphasizes the need to remain in community. Whereas the previous two rollos speak about community in the larger sense of the church, this rollo presents the need for candidates to receive nurture from, and to be active in, a small group. It explains the elements of a successful reunion group, as well as the dynamics of reunion groups. It also introduces the Secuela. This rollo presents reunion groups as a powerful method for helping to sustain a Christian life. Also helpful is to reinforce the message of the **ACTION** rollo (**"Make a Friend, Be a Friend and Bring a Friend to Christ"**), considering that the reunion group is a good place to bring unsaved persons and/or other potential future candidates for a Tres Dias.

As with the last rollo of each of the previous days, the **LIVING THE FOURTH DAY** rollo, given by the rector, gathers up the message of the day. Because this is the last rollo of the three days, the rector seeks to exemplify not only the message of the day, but also of the whole Weekend. The rollo presents the Fourth Day as the rest of the Christian's life. It sets forth the need and the ways to be constantly attuned to Christ's spirit and will. The underlying tone of the rollo is to persevere.

Further, the rollista speaks about how things in the outside world have not changed much from what they were when the candidates left their home and/or work on the first evening of the Weekend. The candidates are reminded to be considerate of those whom they left behind when coming to the Weekend, and not to demonstrate unusual exuberance. In Southeast Tennessee, if the Rector is married, the spouse of the rector

joins the rector at the conclusion of their rollo to offer a brief sharing about re-entry back into the world they left on the first evening.

SUMMARY

The candidates, in reality, have been presented with one talk - given in twenty segments. They have been invited to look at themselves and see who they are. They have also been reassured: No matter where they are or how far they have wandered, God is there with-open arms, welcoming them back.

They have been told that being human is to have ideals; and living a life in grace, focused totally and completely toward God, is the ***Christian ideal***. They have been told that all who have received Jesus Christ as Lord and Savior and who seek this life in grace are members of His Church; furthermore, that we are led by the Holy Spirit in that quest. They have been challenged by people who are earnestly seeking to live a life in grace.

Once we desire to live a life in grace, there arises an equally strong desire to know Christ better. We are urged to seek Him in the Scriptures, in the frequent reception of Holy Communion, and in the actions of our fellow Christian brothers and sisters. When we make this search an active part of our lives and begin to suffer through obstacles to grace, we are developing into leaders for Christ.

We are becoming effective leaders for Christ as we understand the environments in which we live. This understanding is deepened by a devotion to God and by constant contact with fellow Christians. In this way, we mature spiritually and grow in grace during our life-long Fourth Day.

TEAM BUILDING

PRE-WEEKEND PHASE

Each team member is responsible for helping to build a cohesive team. This process occurs during the formative pre-weekend team meetings. Each team member should:

- Pray without ceasing for the candidates, team, their families and the community;
- Attend all team meetings;
- Prepare for and know your team duties;
- Contribute to the sharing times;
- Make an effort to meet and know all team members;
- Participate with love in all liturgies, worship and praise sessions;
- Become familiar with the outline for each rollo;
- Enter into the rollo critique process with love and caring for your teammate and for what may affect/impact the candidates;
- Believe that the rector was chosen and anointed by God to be the human leader for the weekend; and
- Believe that God will give special power, grace and wisdom to the rector for the purpose of glorifying God during this time.

Importantly, apply to this team experience, the same mind you had on your original Tres Dias Weekend. Then, (depending upon where you made your Weekend) your rector asked you to:

- Believe that great things are possible;
- Have a spirit of openness to God and what He is asking of you;
- Have a loving concern for one another and total trust in God;

or

- Receive things in a Spirit of Idealism;
- Receive things in a Spirit of Cooperation; and,
- Receive things in a Spirit of love.

THE WEEKEND

The second area of common responsibility takes place during the Tres Dias Weekend. You are important in the process of making the Weekend effective. Some actions which are helpful include:

- Learn as many of the candidates' names as possible;
- Be as available as possible to the candidates during breaks and off-hours for fellowship and to get to know them;
- Wear your name tag;
- Observe the silent retreat time during the first evening;
- Share in the financial support of the Weekend;

- Perform the tasks assigned to you to the best of your ability, letting others do theirs; and,
- Trust the rector as God's chosen leader for the Weekend.

Remember that you will be blessed most when you are serving with love and humility.

POST-WEEKEND

The final formal team responsibility is to critique the Weekend. This takes place soon after the Weekend and is usually the last time the entire team will gather. The purpose of this team meeting is to review Weekend experiences so that we may encourage those actions which were supportive of *"The Essentials of Tres Dias "*, and learn from those that were not. Team members should review the Weekend in realistic, objective terms, carefully regarding the dignity of the rector. The rector will be using this data as the basis for a written report to the local Secretariat. While the critiquing process may vary from community to community, it is best when the local community has a prepared questionnaire to elicit responses from team members, in addition to encouraging them to write their unsolicited comments in narrative fashion. The team should use *"The Tres Dias Essentials"* as a guide for measuring the value of the pre-weekend and Weekend activities, possibly following along on the local communities "Detailed Schedule" as a convenient way to cover all activities.

While the first sentence in the previous paragraph spoke about the final **formal** team responsibility, there is nevertheless, an informal responsibility the team has with regard to the new pescadores. The team (particularly table leaders and team leadership) should stay in touch with new pescadores, pray for them, and encourage them well into their Fourth Day. A couple of ways to do that is to have one or two team and candidates group reunions or a couple of reunions of the people at each table.

THE ESSENTIALS OF TRES DIAS

© COPYRIGHT 2012 BY TRES DIAS, INC.

1.0 Preamble

The TRES DIAS Movement endeavors to bring Christians to a closer, more personal walk with their Lord Jesus Christ and encourage them to Christian leadership and Apostolic Action in their environments.

TRES DIAS is based on the principles, the method, and the teachings of the Roman Catholic Cursillo movement initially proposed by Eduardo Bonnín and his fellow Christians. Each candidate goes through three phases of the TRES DIAS movement: the pre-weekend, the three-day weekend¹ and the Fourth Day. TRES DIAS is a Christian ecumenical movement.

"The founders of the Cursillo movement saw a world of great need around them. They knew that the answer to the needs of the world had to be Christ and His Grace; but ... they saw Christians who did not live for Christ, and they saw a church that was ... ineffective and without life. They developed the Cursillo to meet part of this problem: to provide any part of the church which was ready to undertake the formation of Christian life with all the people it needed -- people who would have the deep dedication to Christ and to bringing all peoples to Him -- people who would undertake a regular program of formation in Christianity, and who would make their Christian life conscious and vital -- people who would understand how to be part of a unified apostolic effort."²

The main teaching of TRES DIAS is God's unqualified love for each of us through grace. It asks each member of the TRES DIAS community to grow in their personal piety, to study God's Word and other Christian writings and to express their love for Christ in Christian Apostolic Action.

These three aspects of Christian growth are stressed in the cloistered environment called, "the weekend." An invitation is issued during the weekend for each Pescadore to join a small group of his/her own choosing for continued support, prayer and encouragement.

In order to ensure consistency and stability within the TRES DIAS Movement, there must be certain essential aspects to which all TRES DIAS organizations conform. These Essentials fall into two categories: those which are quantitative and those which are qualitative in nature. It is the intent of TRES DIAS to use both of these categories as criteria for chartering local secretariats.

It should therefore be the policy of local secretariats to comply with these Essentials. Policies of local secretariats which deviate from these Essentials must be reviewed on an individual basis and are subject to the approval of TRES DIAS.

2.0. Essentials of the Movement

1. TRES DIAS Is A Christian Movement.

The ultimate objective of the TRES DIAS movement is to strengthen and extend the Body of Christ. No TRES DIAS organization shall change the teachings or practices of the TRES DIAS Movement to accommodate the participation of non-Christians.

For the purposes of these Essentials, "Christian" is intended to refer to those who are seeking a closer relationship with Jesus Christ as their Lord and Savior.

2. TRES DIAS Is A Christian Ecumenical Organization.

All TRES DIAS organizations shall actively seek the participation of persons from all the Christian denominations in their environment.

All TRES DIAS organizations shall stress those things which the Christian denominations have in common and respect those things which are different.

All TRES DIAS organizations have the duty and the authority to protect the TRES DIAS ecumenical structure.

3. Tres Dias is a Lay-led Movement. TRES DIAS is a lay-led organization; however, the active participation of the clergy is both essential and to be encouraged.

4. TRES DIAS is a Non-Profit Movement.

TRES DIAS organizations should pursue prudent fiscal policies. They shall avoid accumulating assets beyond what is required to carry out their part in the TRES DIAS Movement.

5. The TRES DIAS Movement Shall Not Assume the Role Of A Denomination

TRES DIAS is not a church-substitute; rather, it encourages Christians to worship and serve in their home congregations, as leaders.

6. Tres Dias Is Not A Service Organization

The TRES DIAS Movement encourages Pescadores to participate in "worthy projects." TRES DIAS organizations shall limit their activities to those related to carrying out the Tres Dias method.

3.0 The Essentials of the Tres Dias Method

1. The three sequential phases of an individual's involvement shall be: The Pre-Weekend phase, The Weekend phase, and The Fourth Day phase.

2. The object of the Pre-Weekend Phase is to prepare individuals for effective participation in the Weekend.

3. The purpose of the Weekend, in terms of method, is to prepare individuals for effective participation in the Fourth Day.

3.1 The Essentials of the Pre-Weekend Phase

1. That the candidate be sponsored for participation in all phases of the Tres Dias Movement, rather than just the Weekend.

2. That Candidates be sponsored by a member of a chartered Tres Dias community or similar community approved by TRES DIAS.

3. That candidates have a desire for a closer relationship with Jesus Christ as their Lord and Savior.

4. That candidates be accepted candidates from all Christian denominations.

5. That candidates be at least 21 years of age. However, if a local secretariat, using its best judgment, finds a sound and compelling reason (such as a spouse of a pescador, or military personnel), it OCCASIONALLY, on a case-by-case basis, may accept a candidate who is at least 18 years of age.

6. That candidates have not previously made a Tres Dias Weekend or a similar experience recognized as equivalent by TRES DIAS.

3.2 The Essentials of the Weekend Phase

1. The weekend has the following characteristics:

A. It is a weekend of living in Christian community involving a combination of carefully developed activities and teachings which are meant to lead to a fuller personal commitment to Christ.

- B. It embodies personal witness, but is not a revival meeting.
 - C. It employs group dynamics, but it is neither sensitivity training nor group therapy.
 - D. It employs theological instruction that encourages the candidate to study his/her own Christian beliefs, but it is not a course in doctrine.
 - E. It includes a period of silent introspection, but it is not a retreat.
 - F. It is a renewal experience for Christians and is not necessarily a conversion experience.
 - G. It asks for basic faith, openness and seeking attitude on the part of the Candidate, but involves a great amount of dedication, prayer and careful planning on the part of the team.
 - H. It is an encounter with the Holy Spirit. However, TRES DIAS is not a "charismatic" movement.
 - I. The Weekend is a tool of God, not an end in itself. The weekend will not produce a permanent effect without Fourth Day activity.
2. The Spiritual Directors should be qualified to teach and counsel in spiritual matters.
 3. At least one of the Spiritual Directors on the Weekend should be ordained and be authorized to regularly celebrate Holy Communion by his/her denomination. For the purposes of these Essentials, "clergy" is intended to refer to those persons qualified to serve as Spiritual Directors.
 4. That men and women attend separate Weekends. The Spiritual Directors are exempted.
 5. Team members represent a spectrum of Christian denominations.
 6. That team members have previously made either a TRES DIAS Weekend or a similar experience recognized by TRES DIAS.
 7. That the Rector must be a layperson and be responsible for all aspects of the Weekend, under the authority of the local sponsoring Secretariat.
 8. That the team meets prior to the weekend to: promote community, receive instruction on the dynamics and critiques ALL Rollos.
 9. That the TRES DIAS weekend be an intensive three-day program lasting approximately 72 continuous hours.
 10. That the team and Candidates live in a cloistered environment for the entire Weekend.
 11. That lay-talks may not be given by clergy, and Spiritual Director talks may not be given by a lay person.
 12. That the Weekend begins in the evening with the following agenda:
 - Introduction given by the Rector
 - Start silent retreat to end after chapel the next morning
 - **Know Thyself** meditation, given by clergy
 - **Prodigal Son** meditation, (or alternatively, or a women's weekend, the Hosea-Gomer account as recorded in Hosea 1—3, or the account of the woman caught in adultery, as recorded in John 8:1-11) given by clergy
 13. That the first day of the Weekend will have the following agenda:
 - **The Three Glances of Christ** meditation given by clergy
 - The **Ideals** Rollo, given by a lay person
 - The **Grace** Rollo, given by clergy
 - The **Church** Rollo given by a lay person
 - The **Holy Spirit** Rollo, given by clergy
 - The **Piety Rollo**, given by a lay person
 14. That the second day of the Weekend will have the following agenda:

- The **Figure of Christ** meditation, given by clergy
 - The **Study** Rollo, given by a lay person
 - The **Sacred Moments of Grace** Rollo given by clergy, followed by Holy Communion
 - The **Action** Rollo, given by a lay person
 - The **Obstacles to Grace** Rollo, given by clergy
 - The **Leaders Rollo**, given by a lay person
15. That Chapel visits by each table occur the afternoon of the second day.
 16. That the third day of the Weekend will have the following agenda:
 - **Christ's Message to the Pescadores** meditation given by clergy
 - The **Environments** Rollo, given by a lay person
 - The **Life in Grace** Rollo, given by clergy
 - The **Christian Community In Action** Rollo, given by a lay person
 - The **Reunion Groups** Rollo, given by a lay person
 - The **Living The Fourth Day** Rollo, given by a lay person
 - The Apostolic Hour
 - The Closing
 17. That chapel visits by each table occur the third day, preferably in the morning.
 18. That table discussions follow each Rollo **except** the Fourth Day.
 19. That all Rollos and meditations follow the dynamics and outlines authorized by TRES DIAS.
 20. That the team and Candidates have the opportunity to celebrate Holy Communion each full day of the Weekend.
 21. That a diversity of environments and viewpoints must be attempted in planning the Weekend itself and in forming the tables.
 22. That the freedom of self-determination of each candidate be respected.
 23. That the lay Rollos be informal talks of a witnessing or sharing nature.
 24. That a friendly, creative Christian environment must be developed and fostered during the TRES DIAS weekend, as opposed to a coercive or manipulative environment.
 25. That the schedule allow time for informal personal contact among the team and Candidates.
 26. That the Closing be as well prepared as other activities of the Weekend.
 27. The sponsoring Secretariat encourages the community to participate in the weekend through spiritual and service Palanca.

3.3 The Essentials of the Fourth Day Phase

The Pre-Weekend and Weekend phases are only a prelude to each individual's Fourth Day.

1. Reunion Groups
 - a. That local Secretariat encourages Pescadores to participate in Reunion Groups.
 - b. That local Secretariat utilizes the form of Reunion Group known as the "Working Reunion Group" to carry out the activities of the Tres Dias Movement.
2. Secuelas
 - a. That local Secretariat sponsor regularly scheduled Secuelas; preferably at least once each month.
 - b. That each Secuela include an opportunity for Pescadores to participate in the form of Reunion Group known as the "Floating Reunion Group."

c. That each Secuela includes a "Fourth Day Talk".

4.0 The Essentials of the Local Secretariat Organization

The function of the local Secretariat is to conduct an effective program in accordance with the Tres Dias Method. Each local Secretariat must have a document, approved by its membership, describing its structure and operating procedures. The members of a local Secretariat must have completed a TRES Dias weekend or a similar experience recognized by Tres Dias. All Pescadores of the TRES DIAS community whom the local Secretariat claims to represent must be eligible to serve as voting members and officers of the secretariat, providing they agree to meet, uphold and follow the qualifications as outlined in the local community's Constitution and By-laws. The local Secretariat have a plan for the periodic election of new members. The local Secretariat must be the sole sponsor of a Tres Dias Weekend held in its community. Each local Secretariat must sponsor at least two (2) TRES DIAS Weekends each year. For the purposes of chartering, this requirement may be waived by TRES DIAS.

¹ Although the three-days are referred to as "The Weekend" the three days of the "Tres Dias Weekend" need not include Saturday and/or Sunday. The "TRES DIAS Weekend" may be held on any three consecutive days of the week.

² Adapted from TRES DIAS, NOTES ON METHOD, STRUCTURE AND DYNAMIC March 1974.

THE ESSENTIALS OF TRES DIAS

RATIFIED: JULY 1980, POUGHKEEPSIE, NEW YORK

REVISED: OCTOBER 1984; JANUARY 1986; JANUARY 1993; OCTOBER 1994, JULY 1996, JULY 2005, JULY 2012

© COPYRIGHT 2012 BY TRES DIAS, INC.

Tres Dias of Southeast Tennessee Professor Debriefing Form

Weekend # _____ (Men _____ Women _____)

_____ Professor _____ Name _____

What was your overall impression of the weekend and team meetings?

Please list any areas that, in your opinion, need improvement.

Please describe any elements of the weekend that you feel were new or particularly successful.

Did you have any problems with any particular team members? (Please elaborate on the problem)

Please describe any outstanding efforts or actions by team members in your area.

Describe anything that could be done to help professors on future weekends.


Please provide any other comments you may have.

Please return this form to the Assistant Head Cha at the end of the weekend; your duty is not complete until this form is turned in.

TRES DIAS OF SOUTHEAST TENNESSEE

CCIA PROFESSOR TEAM BOOK

Welcome to Christ's team. Whether this is your first team experience or one of many, it is the prayer of this community that it will assist you in developing a closer walk with our Lord and Savior, Jesus Christ.



ABOUT THIS BOOK

1. This book is used by men and women
 - Male pronouns (he, him his, etc.) are a convention of convenience and are understood to mean both male and female.
2. This book is intended to HELP
 - Please forgive its failings
 - Please help improve it by emailing your suggestions to your respective Leader's Person
3. This material is based on the Tres Dias International "Tres Dias Team Guide for Team Members" copyrighted 2005 by Tres Dias, Incorporated.
4. Please complete the Professor Debriefing Form at the end of this book and give it to the Assistant Head Cha at the completion of the weekend.

De Colores,
Your TDSETN Secretariat

TABLE OF CONTENTS

SECTION ONE

Professor Training Notes	Page 3
--------------------------	--------

SECTION TWO

Purpose of the Rollo	Page 6
Outline of the Rollo	Page 7
Commentary on the Rollo	Page 8

SECTION THREE

What is a Table Leader	Page 12
Brief Overview of All Rollos	Page 13
Planning/Preparing/Giving a Rollo	Page 14
Service Cards	Page 18

SECTION FOUR

The Relationship of the Talks	Page 19
Team Building	Page 25

SECTION FIVE

Tres Dias Essentials	Page 27
----------------------	---------

Professor Training – Speaking and Silent

Topics Covered:

1. **What is a professor?**
2. **What are the duties and responsibilities?**
3. **How shall a professor act?**
4. **What problems may I encounter? What are some techniques for handling these problems?**
5. **What are some common mistakes to be aware of?**
6. **What is a commitment/service card?**
7. **Writing a Rollo or talk.**

1. What is a professor?

- Another name for professor is table leader. You lead and guide the candidates through the material presented over the three days. This is a leadership position.
- There are two (2) professors at each table, one (1) experienced (dominant) and one (1) inexperienced. Six (6) of the 12 professors are experienced, i.e. they have served as a professor previously.
- Either position can be speaking or silent. There are nine (9) speaking professors and three (3) silent professors. You are there to share your wisdom and your relationship with Christ to others.

2. What are the duties and responsibilities?

- The primary duty of a professor is to be a servant and to love.
- The name “silent” professor can be misleading. The duties and responsibilities are the same at the table whether you are giving a Rollo or not.
- Pray for the team, candidates and your table.
- Study the structure of Tres Dias, and learn the key points of all the Rollos so you may easily lead and guide your table through the material.
- Study commitment/service card explanations in professor book in preparation to direct your table.

3. How shall a professor act?

- The key is to be a good example. You must set a good example for the candidates to follow. You will be a demonstration of obedience.
- Be the first to answer the bell and be on time in the Rollo room, chapel and meals.
- Take notes for all the talks. Do not stop taking notes even after being revealed.
- Be a good listener, only talk when necessary. If no one starts a discussion, then ask a question on the subject to the table in general, or to a specific candidate. Ask something that requires more than a “yes” or “no” answer.
- Your job is not to make the candidates “get it”, but to demonstrate the love and grace of God to them.
- Silent professors do not remain silent. This can be a distraction to the table throughout the weekend.
- Make sure that both professors do not leave the table at the same time. This will help keep discussions on track.

- **Be yourself.** God chose you because of who you are: your personality and experiences. Be the same before you are revealed as you are after you are revealed. Remember your intent is to share and instill love and trust in the candidates, not to deceive.
- **Be honest and truthful.** Answer all questions when asked, however, don't volunteer too much information. Once revealed, there is a tendency to focus on you and look to you for all the answers. This defeats the purpose of table discussions. In this case, try to answer their questions with a question.
- If you need to talk to the Rector or teammates, please don't whisper or make it appear that you are trying to hide something, or keep something from the table.
- First day at the table may be the hardest because you don't know how your table will react. Even though you may not know it, you are being watched by the candidates, and are a direct influence on their attitude and receptiveness. Again set a good example.
- Second day there is usually more sharing, however, be prepared that you might have to share personally first. Make every effort to keep the discussion on the subject. Again, be a good listener and show concern.
- Third day it is again important to keep table discussions on the subject. This is also a good time to clear up and emphasize any points from the weekend that need to be revisited.

4. **What problems may I encounter? What are some techniques for handling these problems?**

- You may have some that like to talk too much. You may slow them down by asking a difficult question. It is best to listen at first, then, when you get a chance, thank them and ask the table what they think.
- You may have some that don't talk much. They may be timid, insecure or just taking it all in. Don't pressure these people into speaking. Try to draw them in to feeling like part of the group by asking them "yes" or "no" questions and then express your agreement with them.
- You may have some that are aggressive or argumentative. Don't let them upset you or the table. Try to find some value in what they say and emphasize this and move on. Asking questions is the suggested method of directing the table.
- Sometimes there may be a role reversal in the candidates as the weekend progresses. The quiet ones will talk and the talkative ones will be quiet.

5. **What are some common mistakes to be aware of?**

- You may talk too much at your table.
- Not listening can lead to not being aware of what is happening at your table, or on the weekend.
- Get the names of your table right and pronounce them right. This can mean a lot.
- Do not try to do excessive amounts of palanca on the weekend – complete it before you leave home.
- Never bring up negatives and always accentuate the positive.
- Never lie to or deceive anyone. Answer all questions when asked, however don't volunteer too much information.

6. **What is a commitment/service card?**

- This card is to assist you in continuing to grow in Christ.
- Further explanation is in your professor book and in team section meetings. Please study.
- Emphasize at your table that these are only guidelines. These cards are by no means Tres Dias “rules” that have to be followed.
- Please recommend to the candidates to be realistic in their times as they make commitments. It may be helpful to have your own card on the weekend, and share your own personal experiences.

7. **Writing a Rollo or talk.**

- Spend time in prayer before writing the first word. God already has the talk for you if you are prepared to listen to Him.
- Read the outline and the summary carefully.
- The “write-downs” to be included in the talk are the actual outline. Do not omit or change any part of the outline. All points must be covered.
- It is **not** recommended that you read talks previously given on a weekend. Your talk should be unique to this weekend. You may use parts of the outline summary in your Rollo if you want to.
- The talk must not exceed the time limit of 30 minutes – including your song. Piety time limit is 45 minutes.
- The outline is only the skeleton. Include personal sharing that emphasizes the talk you are giving. (If your sharing is primarily on action, but your talk is on study, it is not relevant) Ask God what He wants you to share.
- If the talk includes something about another person, (including your spouse or ex-spouse) please ask that person’s permission to share. If they say no, then do not include it in your talk. God will honor your obedience.
- Have your talk completed to turn into the Rector at least one week prior to the first team meeting or the date requested by the Rector. You should email your talk to the rector by that date. The rector will forward your talk to the Backup Rector and the Secretariat Leaders Person to review. The Rector will assign you a practice talk date at the team meetings. The team will hear and critique all the Rollos that will be presented on the weekend. The Rector will give you feedback from your practice talk.
- Do not change your talk after approval from the Rector. Do not change your talk on the weekend without approval of the Rector.
- As you read over your completed talk, ask yourself if it gives the listener the vision of the talk as presented in the outline summary.
- Become very familiar with your talk – practice.
- Write out everything you plan on saying.
- It is suggested that you do not bind or staple the pages, but simply slide the pages over on the podium. Be sure to number the pages.

CHRISTIAN COMMUNITY IN ACTION

PURPOSE AND SITUATION OF THE ROLLO

This is the third rollo of the third and last day of the Tres Dias. It follows the **Life in Grace** rollo and continues the process of preparing the candidate for faithful living during the **Fourth Day**, and to some extent, for re-entry back into the world following three days of living in the cloistered atmosphere of a Christian community.

The rollo is meant to encourage the candidates to begin thinking less about themselves and more about community. The rollista should describe how a Christian community nurtures and equips its people and discuss the formation, composition, and support of the Christian community. It is also helpful to set forth, to some limited extent, the mission of any individual community.

Further, the rollista should develop how the mission of any Christian community might be accomplished. The rollo might best indicate that the community can be a dynamic and purposeful instrument in performing Christ's work here on earth; in the life of the believer, in the church, and in the world.

It is suggested that the rollista deal realistically with some of the problems and shortcomings of living and working in community; also, he/she should discuss how some of these problems might be confronted and overcome.

Finally, the rollista is encouraged to give personal examples of how he/she has worked as a member of the Christian community to build teamwork and accomplish some specific aspect of the Lord's work. He/she might describe how the community determined the objective to be accomplished. Information would also be helpful regarding how they acted creatively to accomplish the objective, what pitfalls or obstacles were encountered along the way, how they worked in community to resolve these problems, and what were the final results.

While being careful not to discuss the material designated for the next rollo (**Reunion Groups**), this rollo does, nevertheless, establish the idea of working in community. However, the rollista should avoid talking in any significant detail about any projects or programs emanating from the small groups we know as **Reunion Groups**; leave that to the next rollista.

Time objective: Should not exceed 30 minutes.

CHRISTIAN COMMUNITY IN ACTION

OUTLINE

I. INTRODUCTION

- A. The Christian community nurtures its members**
- B. The Christian community trains and equips its members**
- C. The Christian community provides spiritual nourishment for itself**

II. WHO IS THE CHRISTIAN COMMUNITY?

- A. Definition**
- B. Many communities in the one Body of Christ**
- C. Church based communities**
- D. Other Christian communities**

III. WHAT IS THE CHRISTIAN COMMUNITY CALLED TO DO?

- A. Identify God's mission for the ministry**
- B. Be committed to that mission**
- C. Work together in a spirit of love**
- D. Decide where and when to act**

IV. HOW IS THE MISSION ACCOMPLISHED?

- A. Through the Body of Christ in action**
- B. By taking stands on issues**
- C. By dealing with disagreements openly, honestly, and with Christian love**

V. CONCLUSION

- The Christian Community, with Christ as its Head, is always greater than the sum of its parts.**

CHRISTIAN COMMUNITY IN ACTION

COMMENTARY ON THE OUTLINE

(This material is intended as a study aid for the Rollista. It is not intended to be the rollo.)

I. INTRODUCTION

- A. The Christian community nurtures its members.** The Christian life in grace calls us as individuals to a life in piety, study, and action. It also calls us into community where our piety, study, and action will be encouraged and nurtured. However, unless shared with others, we have not accomplished anywhere near what our Lord and Savior desires and expects of us. From Ephesians 4:12,13, we learn that we are to prepare for works of service so that the Body of Christ (the church) may be built up, we might reach unity in the faith and become mature. In most situations, these works of service can best be accomplished through community; in *fact*, more often than not, they can only be accomplished through community.
- B. The Christian community trains and equips its members.** The Christian community has the responsibility to train and equip its members before sending them out for works of service (action). The Great Commission (Matt. 28:19, 20), commands us to make disciples of all nations and to teach them to obey everything Christ has commanded. Making disciples is not accomplished merely by selecting a warm body and a willing person; it requires working with these persons, encouraging them, teaching and training them, and disciplining them when necessary.
- C. The Christian community provides spiritual nourishment for itself.** We also learn that the Body of Christ has a ministry in and to the world. In 1 Peter 2:9 (NIV), we read that we are: *“a chosen people, a royal priesthood, a holy nation, a people belonging to God, that you may declare the praises of him who called you out of darkness into his wonderful light.”* We are commanded to declare (proclaim) the praises of God. The Christian community, therefore, focuses in upon itself for its own spiritual nourishment so as to enable it to then focus outward in work and witness to the world with energy, intelligence, imagination, and love. It acts collectively, doing those things that individuals cannot accomplish by themselves.

II. WHO IS THE CHRISTIAN COMMUNITY?

- A. Definition:** The Christian community is made up of all Christians who have a vital, living union with Christ, who have come together to live their lives for Christ and who are engaged in the action of bringing others to know Christ through various ministries.
- B. Many communities in one Body of Christ.** There are many communities which make up the Body of Christ. The institutional church is but one of these communities. Christ declares that where two or more people gather together in His name, He is in the midst of them (Man. 18:20). Christian community

can be prayer groups, study groups, service organizations, issue-based organizations, similar interest-based organizations, etc.

- C. Church based communities.** Among organizations which emanate from the institutional church are missionary groups, Bible study groups, youth groups, worship-dance groups, altar care guilds, Cursillo de Christiandad, Via de Cristo, Walk to Emmaus, and many others. If the rollista is a member of one of these or a similar organization, a (*very brief*) statement may be given about his/her involvement in it.
- D. Other Christian communities.** Among Christian communities, which do not emanate from the institutional church, are Tres Dias and Kairos Prison Ministries. Here, the rollista may want to say a few words (*be brief*, about being involved in Tres Dias or in a prison ministry. Other ministries are to unwed mothers, the Gideon's (Bible distribution), issue-oriented groups supporting Christian action, such as pro-life groups, ministries to those in terminal illness situations, etc. However, it is *imperative* that if you are involved in any issue-oriented groups (such as pro-life) which are current "hot-button" issues, you CANNOT use this rollo as a "soapbox" to promote your beliefs regarding the issue; that could be hurtful to a candidate. This is not the time or place for preaching on issues. Mention of your involvement, however, is both appropriate and adequate.

III. WHAT IS THE CHRISTIAN COMMUNITY CALLED TO DO?

- A. Identify God's mission for the ministry.** When a new ministry is begun, it needs to be bathed in prayer to identify what is God's mission for the ministry. There should be clear consensus from those involved regarding God's plan for the ministry. Periodically, the mission may need to be re-examined to determine if it continues to adequately meet the needs of those to whom the ministry is directed. Seeking God's direction through prayer is the only way to assure the ministry is pleasing to Him and for it to be a continuing success.
- B. Be committed to that mission.** Once God's plan for a ministry is clear, those involved in the ministry need to be committed to seeing it through to its completion in order to accomplish God's plans. If it is a long-term project or a continuing ministry, a commitment for a reasonable length of time should be made. Commitment to ministry should be taken seriously. There often is a tendency for people to flutter in and out of various ministries (and even congregations). It is important for persons to be committed to the ministry and supportive of the leadership God has called to it.
- C. Work together in a spirit of love.** When accepting a call to a ministry, the Christian community needs to work together in a spirit of love. Encouraging those involved in the ministry, teaching and training them, and assisting new members to assimilate should be the normal pattern for those who have been in the ministry for a longer time. Demonstrating through actions that you care about your fellow servants in the ministry will come naturally as you study God's word. Through prayer, He will also reveal to you, persons in need of

special attention and concern. Being considerate of the feelings of others and demonstrating Christian charity through your actions are indicative of your love for your fellow workers and servants of God (Phil. 2:3-4). If appropriate, the rollista might want to make a declarative statement about how the Christian community demonstrated their Christian love to the rollista at a time when the rollista had a need.

- D. Decide when and where to act.** When building Christian community, as in most areas of life, deciding where and when to take action is critical. When making ministry decisions, consideration of costs and other practical issues are important. Regarding meeting in a Bible-study group, the decision of when to study a certain topic might be based upon some current topic in vogue with many people. For example, if a movie or book on Christian values or ethics has just been released, the time to begin a small group study is undoubtedly right now. The key is to look to God through prayer for discernment and guidance. Speaking to your pastor and/or other respected Christian leaders to confirm your inclinations would be appropriate.

IV. HOW IS THE MISSION ACCOMPLISHED?

- A. Through the Body of Christ in action.** Only through the Body of Christ in action can a Christian community accomplish their ministry effectively and with a clear witness. Can you imagine, for example, how a Christian weekend like Tres Dias could be conducted without a Christian community? Similarly, most mission projects would not likely be very successful if attempted alone. God has given gifts within the Christian community that are needed for the work and service of the church (1 Cor. 12).
- B. By taking stands on issues.** There comes a time when the Christian community needs to stand up and be counted on certain moral issues of the day. When Scripture is clear on an issue and God is definitely leading you and others to address the issue, listen to Him; seek His guidance regarding how to proceed, consider wise counsel from respected Christian leaders, make a stand on the issue, and take action. However, proceed with the assistance, support, and wisdom of other Christians. The rollista may want to make a brief statement on some issue where the Christian community took a stand. As indicated earlier, please be certain not to preach in the rollo regarding the issue.
- C. By dealing with disagreements openly, honestly, and in Christian love.** In every Christian community, disagreements will occasionally occur. Paul and Barnabas had a sharp disagreement (Acts 15:36-41). When disagreements arise, it is important that the Christian community acknowledge their differences and bring them into the open. The issues need to be discussed honestly and with candor. The disagreements need to be dealt with in Christian love, being respectful of the views of others. The circle of discussion should be no larger than the circle of the offense. If the Christian community is unable to arrive at a peaceful solution, it is recommended they secure the assistance of a Christian counselor who is not

involved with the disagreement.

V. CONCLUSION

- **The Christian community, with Christ as its head, is always greater than the sum of its parts.** One of the wisest men who ever lived (King Solomon) said, as recorded in Ecc. 4:12 (NIV): *“Though one may be overpowered, two can defend themselves. A cord of three strands is not quickly broken.”* This is the idea behind Christian community in action. There is strength in numbers, particularly if those numbers are filled and empowered by the Holy Spirit.

Note to the rollista: *There is far more subject matter in this “**Commentary...**” than is required to meet the time objective of the rollo. While it is necessary to speak very briefly on each item listed in the outline, be careful to select for expansion, only those items for which you have something significant to contribute - - usually through personal experience. Remember, the more important part of the Weekend will occur during table discussions than what participants will learn or remember from hearing the rollo. The rollo is meant more to spark ideas for the table discussions than it is meant to be instructive.*

Time Objective: Not to exceed 30 minutes.

CHRISTIAN COMMUNITY IN ACTION

BIBLE REFERENCES

(These Bible references are included here to help the rollista understand some of the biblical background of the rollo. The list is neither complete nor is it intended to become part of the rollo. Read the references and listen for the Word of God.)

Ephesians	4: 12-13	Prepare for works of service
Matthew	28: 19-20	Make disciples of all nations
I Peter	2:9	A people belonging to God
Phil.	2:3-4	Consideration for others
I Cor.	12	Spiritual gifts
Acts	15:36-41	Disagreements among Christians
Proverbs	20:3	It is to a man's honor to avoid strife
Psalms	133	How good and pleasant it is when brothers live together in unity
Romans	12:4-8	One body with many members
Ecc.	4:12	Strength in numbers

What is a Table Leader?

Those team members who sit at the tables are called table leaders. Some of them may also give rollos (rollistas). (In some communities, table leaders are referred to as “professors” and “silent professors”).

During the team meetings, the table leaders, especially those who are not giving rollos, have a great opportunity to observe the unity and wholeness of the team as it develops. The rector is managing the Weekend; the auxiliaries (Chas) are supporting the physical needs of the team meeting and planning to meet the needs of those who will be attending the Weekend; the rollistas are concentrating on their rollos. Consequently, the table leaders are the ones who are free of other responsibilities and who frequently can supply the insight and support which can help bring the team together as one body, in unity of purpose, under Christ.

During team meetings, while every team member is important to the critiquing process, table leaders (and ex-rectors or others who have previously given a certain rollo) are especially key in the important task of rollo critiquing. They are ideally placed to focus on the rollo outlines and the flow of the Weekend. During the Weekend, knowing the content of the rollo, they should use that knowledge to aid in the table discussion.

Once the Weekend begins, the task of the table leader is to unite those at the table to which they have been assigned. Table leaders need to be especially available to the candidates assigned to their tables. The candidates at the table, the Weekend’s little Reunion Group, are the object of the table leaders’ special attention and affection.

During the Weekend, the most important interaction occurs at the tables. This is the first time many of the candidates will have had experience in a small reunion group. In this group, they often learn to share openly and honestly about their lives. It is also where they frequently laugh, cry and pray together and develop a trust relationship which often lasts long after the Weekend has ended.

Brief Overview of the Rollos

The IDEALS rollo is designed to start us thinking about the purpose and plan for our lives. It encourages us to set goals that are lofty and attainable. That our lives change and so do our ideals.

The GRACE rollo shows us that God can enable us by His grace to overcome all our fears about failures and achieve any God given ideals.

The CHURCH rollo shows how we each need to be an active part in our church; to fulfill our roll in the body of Christ.

The HOLY SPIRIT rollo begins to show us just how much Jesus loves us and that through the power of the Holy Spirit we can become more than we are.

The PIETY rollo begins to open our hearts to a new perspective of our life...directing it entirely, on purpose, to God and His kingdom work.

The STUDY rollo shows us the importance of knowing God's word in order to live a life of piety. How can we live in victory if we don't have the weapons to fight the good fight? This talk should make us see the beauty and value of knowing God through His Word.

The SACRED MOMENTS OF GRACE rollo takes us to the foot of the cross to see just how much Jesus loves us and the high value He places on each of us. This is the time for self examination to make sure we have a salvation relationship with Christ.

The ACTION rollo challenges us to take our faith and our hope out into the world around us. Not just to be laymen in the church but everywhere we are. To show us that action does not have to be big things, but a life lived to God's glory.

The OBSTACLES TO GRACE rollo shows us the truth about the struggle involved in our daily walk of piety, study and action. The enemy will not leave us alone if we are determined to follow Christ.

The LEADERS rollo calls us to a higher level of thinking...that we are actually to be leaders. Not just someone who takes action but someone who leads others to take action. We can do all things through Christ.

The ENVIRONMENTS rollo then reminds us that we will be going home, back into our own unique environment. God has placed us there to be Jesus with skin on to our little world...home, work, play, church and community.

The LIFE IN GRACE tells us more about walking out the truths we have learned during the weekend. It can all be done.

The CCIA (CHRISTIAN COMMUNITY IN ACTION) rollo reminds us that we are not lone rangers. There are many Christian communities that we belong to...church, Tres Dias, bible study, Sunday school, young life....and a group effort can make an immeasurable difference.

The REUNION GROUPS rollo offers reunion groups as an additional means of enhancing a personal relationship with Christ.

The LIVING IN THE FOURTH DAY rollo gives new information regarding tools to help the new Pescadores in their new life journey...reunion groups, Secuelas, working weekends. It also cautions them about returning to their environments with a "know it all attitude." It gives them direction in beginning their fourth day.

HOW TO PLAN, PREPARE, AND GIVE A ROLLO

On a Tres Dias Weekend, a rollo should be a concise, well prepared and critiqued talk containing a balance of teaching and witness. As a rollista, your goal is to strive for brevity and balance in your rollo. The rector for the Weekend, and others in the community who are involved in team selection, see this potential in you.

You are urged to study this section with even more diligence because each Weekend is new and different.

BEFORE YOU START

1. Pray! Prayer will focus your heart and mind upon the task God has established for you in the context of this Tres Dias Weekend. Ask yourself “Why has God chosen me for this talk?”
2. Read carefully, the section on the *“Relationship of the Talks.”* If you are assigned to present the *“Ideals”* Rollo, don’t write it in such a fashion that it has any heartrending witness, as might the *“Piety”* Rollo.
3. Before you begin to prepare your Rollo, read the sections that deal with the *“Purpose and Situation”*, *“The Outline”*, and *“The Commentary on the Outline”* for your own rollo.
4. Read the Scriptures indicated in the *“Bible References”* section for the rollo. These are included to stimulate your understanding of the Christian teaching embodied in the rollo. They need not become part of the rollo, though they may be used as you deem appropriate for the rollo.
5. *Ask your rector the following questions.*
 - Will I be assigned a mentor to assist me with the writing of the rollo? (frequently done for a first-time rollista)
 - Should I show a written draft of the rollo to you or to a mentor you will assign to me before it is presented for critiquing by the entire team? (Frequently done for a first-time rollista)
 - At which team meeting is the rollo to be critiqued by the entire team?
 - Are there other responsibilities in addition to preparing and delivering the rollo? (e.g., any suggested table discussion questions, references for a Weekend book list, which might be required if the *“Study”* Rollo is the one being assigned, etc.)

If you have taken the suggestions presented in the above paragraphs seriously, you may feel overwhelmed. You may want to say far more than could possibly fit within the time constraints of the rollo. The *“Commentary on the Outline”* often includes much more ideas and material than can be used in the rollo; also, the material in the *“Commentary...”* is **not** to be used and presented verbatim. While you may use the ideas, the words should be your own. Remember that many others have done this rollo before you. So, count this abundance as a blessing and thank God for it. Prayerfully select the choicest fruits from the harvest before you. Remember, **the outline is just a skeleton.** The sinews, flesh, skin and blood needs to be put there by you. However, the Holy Spirit will breathe life into the rollo (Ezekiel 37), if you will only surrender to Jesus and ask for His assistance as you step to the podium to present the talk.

THE FIRST DRAFT

Some rollistas may have difficulty producing the first draft of their rollo. While there are many good books on the subject, a highly recommended approach is to quickly capture your own first thoughts. Let your ideas flow; get something down on paper (or on the computer). At this juncture, it is not important to have everything in the proper order. Look at the *Outline* and select a point; begin to capture and record those thoughts. Forget, at least for the moment, about grammar, punctuation and formatting; those details can be done later.

Since you are required to include the topics listed in the rollo “*Outline*” in this *Guide*, start preparing your rollo from that outline. Use examples from your own experience and heritage to expand the basic outline. The candidates need to hear about the real you in the rollo. If you have any concerns or problem with the required material, speak with the rector. The rector will either answer your concerns/questions or refer you to someone who can assist you.

If the rollo is to contain your personal testimony, include it in the outline. Many first-time rollistas have never before witnessed to the power of Christ in their lives. They may have difficulty including a personal testimony appropriate to the subject of the rollo or, they may have difficulty keeping the rollo within reasonable time limits. Remember that the candidates may also find personal testimony just as difficult to listen to as it is for you to speak it; so be sensitive to them when you prepare your rollo. Furthermore, delivering a rollo is not a time to preach on some current heated political or religious subject which you may have on your heart. That is not to say such a subject is not important to you or to Christ’s church; however, a Tres Dias Weekend is not the place to preach on this type of subject. Any discussion of current controversial issues, if brought up at all, should be a small part of your rollo and should flow naturally as a part of your personal witness. Neither should any such issues be presented in a way which would be judgmental; that is up to God.

DELIVERY

While some persons may prefer to speak from an outline and others prefer to speak from a script, on a Tres Dias Weekend, **the rollo be must be written out.** This will be most helpful in keeping to the appropriate time allowed for the rollo; furthermore, having a script is essential during the critiquing process. If someone wants to comment on something you said, it is almost impossible to refer you to that point if the rollo is not written out. Nevertheless, you will want to make two basic decisions regarding delivery; they are:

- Shall you write out the rollo and read it (being careful not to deliver it in a dull, monotonous tone); or
- Shall you write out the rollo and memorize it, referring to the pre-written script only when needed, if you forget where you are in the rollo.

If you plan to quote from books or other resources during your rollo, you need to decide (possibly in conjunction with the rector), how they are to be handled. They may be read from the source, copied into the text of the rollo and read from there, paraphrased, or

shown on some type of visual aid, such as a projection system. The important thing about references is that they should be appropriate to the rollo; candidates must be able to tell when you are beginning and ending a quotation. Furthermore, quotations should not be too long. Remember that it is your rollo; it doesn't belong to the writer of some book from which you are quoting.

In Southeast Tennessee use the concept of "write-downs" to help the candidates remember important points within the rollo. Consider the outline point itself as the write down. If you do want to amplify the point, it should be brief.

We now use PowerPoint to project visuals containing the rollo outline. The important factor is that the points listed be the ones which you want emphasized for the team and candidates to record in their notes and to be used during the rollo discussion time.

THE CRITIQUE

At some point before the Weekend, you will be asked to present your completed rollo to be critiqued by the entire team. Lay members and spiritual directors alike need to have their rollo's critiqued by the entire team. There are several important reasons for this review:

- It provides the team with an opportunity to affirm you and your role on the Weekend;
- It provides a way of assuring that your rollo supports the Tres Dias method and the Weekend;
- It provides a target date for the completion of the rollo;
- It allows the rollistas whose rollo comes before you in the Weekend schedule to know what you will be saying, and for the rollistas who follow you to hear and build upon what you said;
- It helps to assure that one rollista will not contradict another;
- It permits the rector to time the rollo and assure that it is the proper length;
- It permits candor and openness within the team, thus, building community;
- It demonstrates that neither clergy nor lay team members are elevated to a higher level and helps to assure that their rollos are compatible with each others; and,
- Finally, because the fifteen segments are just part of one message, they must fit together naturally, like the pieces of a puzzle. What the candidates should see is a beautiful tapestry consisting of fifteen rollos and five meditations woven together with scarlet thread. This can only be accomplished if all of the rollos are critiqued by the entire team.

If some changes are recommended, carefully consider them, particularly if suggested by multiple sources. If the rector asks you to make changes, prayerfully consider them, if necessary, discuss them with the rector and revise your rollo as necessary. If as a result of the critique, your rollo changes, it IS IMPERATIVE you show the rector your revised rollo! The rector will undoubtedly want to have a copy of this revised rollo. The changes will probably cause no problem for the rector; but they may affect references to it in subsequent rollos. In rare cases, the rollo may need to be critiqued again by the team. However, that is unlikely if you have a mentor who is assisting you with the rollo.

Your rollo has been critiqued and the world hasn't collapsed around you. In fact, you have likely been drawn closer to your fellow team members because you have made yourself vulnerable when delivering your rollo - - - and others have made themselves vulnerable by critiquing it in love. Set the rollo aside for a time. Pray about it. Make the changes you and the rector (if he/she has so indicated) have decided to make. Then, several days before the Weekend, re-read it several times. If possible, practice giving it in front of a mirror so you can see yourself and any hand motions or other visual aids you may use. Frequent smiles are good; not only now, but especially during the Weekend when presenting the rollo.

Time yourself to make certain you are within the time constraints allowed for the rollo (especially if you are giving write-downs and must allow time for the team and candidates to write them). It almost always takes longer to present the rollo on the Weekend than it does during your practice sessions. If necessary, cut the content to be within the allowed time. Produce a final draft that is easy for you to read and speak from on the Weekend. If your community uses visual aids (such as projection of the outline, etc.), provide a copy of the rollo, along with appropriate visuals, to the person who will be the projectionist. Give a copy to the rector. Now, you can relax!



THE TRES DIAS WEEKEND

During the Weekend, allow God to work through your rollo (the instrument He has helped you prepare). It has been honed and refined through prayer, meditation, sharing and critiquing. Your greatest temptation will be to tamper with it since you may believe you can make it even better. Perhaps you can; but it is recommended you do not alter it much more. Through the grace of God, what you have will be usable and will undoubtedly speak to many candidates --- and most likely to many team members on the Weekend as well. They will hear it in grace; God will use it to bless them.

If you have time before you are to present the rollo, read through it one more time so the thoughts are fresh in your mind. Now is not the time to make any more changes. Present what you have, trusting that the Lord has helped you write it. Be in prayer and ask another member of the team to pray with you before delivery of the rollo on the Weekend. The Lord will certainly bless you and those who hear the rollo.

Remember to smile frequently, as though indicating you are actually enjoying standing there in front of the candidates and team, sharing what God has given you. He will provide you with the strength to get through it. When you have completed your presentation, you will actually feel quite good about what you and the Lord accomplished together!

The Service Card/Growth Guide

ORDER OF REUNION	ACTION	
<p>Come Holy Spirit, fill the hearts of your faithful and kindle them in the fire of your love.</p> <p>Send forth Your Spirit and they shall be created.</p> <p>Response: And You shall renew the face of the earth.</p> <p>Let us pray; O God, Who by the light of the Holy Spirit instructs the hearts of the faithful, grant that by the same Holy Spirit we may be truly wise and ever enjoy His consolations.</p> <p>Through Christ our Lord, Amen.</p> <p>Our Father . . . Glory Be . . .</p>	<p>4. What discipleship success did the Lord accomplish through you:</p> <p>in your family</p> <p>in your work</p> <p>in your environment?</p> <p>5. With what failure have you been tested</p> <p>in your family</p> <p>in our work</p> <p>in your environment?</p> <p>6. How did you fulfill last week's plan?</p> <p>What are you planning for next week?</p> <p>7. Activities of the group?</p> <p>8. A prayer for those who have not fulfilled their commitments.</p> <p>(If one of the members of the group is missing, say a prayer for him.)</p>	
<p>PIETY</p> <p>1. With what spiritual aids have you nourished your vital union with Christ this week?</p> <p>2. What was the moment in which you felt closest to Christ?</p>	<p>PRAYER OF THANKSGIVING</p> <p>We give thanks, Almighty, God for all the benefits You have given us. You Who live and reign forever and ever.</p> <p>Amen.</p>	<p>Name: </p> <p>Table: </p>
<p>STUDY</p> <p>3. What have you done to understand better the gift of God?</p>		

YOUR PIETY	YOUR STUDY	YOUR ACTION
<p><i>"Without Me you can do nothing."</i></p> <p>Morning Offering</p> <p>Personal Prayer Period</p> <p>Worship</p> <p>Communion</p> <p>Helping Another</p> <p>Altar Visits</p> <p>Examination of Conscience</p> <p>Spiritual Direction</p> <p>Always consult with your</p>	<p><i>"If you only understood the gift of God! . . ."</i></p> <p>Bible Reading</p> <p>Reading books of formation, following the advice of your pastor</p> <p>Don't be satisfied with reading good book; read the best.</p> <p>Heavenly Father about your piety,</p>	<p><i>"I will make you fishers of men."</i></p> <p>What have you done during the week to extend the kingdom of God. . . .</p> <p>In your family</p> <p>In your profession</p> <p>In your environment</p> <p>In your church</p> <p>In your group</p> <p>In your sequela</p> <p>your study, and your action.</p>

THE RELATIONSHIP OF THE TALKS

The relationship of the talks given on a Tres Dias is both important and unique. To a large degree, the talks present the message and form the character of the Weekend. Given by persons from various denominations and congregations, they also help to give an ecumenical flavor to a Tres Dias Weekend. Most important, the talks help stir in one's mind, questions to ponder during table discussions and often, even into their Fourth Day.

There are three types of talks presented during a Tres Dias:

Five clergy meditations:

KNOW YOURSELF
THE PRODIGAL SON
THE THREE GLANCES OF CHRIST
THE FIGURE OF CHRIST
CHRIST'S MESSAGE TO THE PESCADORE

Five clergy rollos:

GRACE
THE HOLY SPIRIT
SACRED MOMENTS OF GRACE
OBSTACLES TO GRACE
LIFE IN GRACE

Ten lay rollos:

IDEALS
THE CHURCH
PIETY
STUDY
ACTION
LEADERS
ENVIRONMENTS
CHRISTIAN COMMUNITY TN ACTION
REUNION GROUPS
LIVING THE FOURTH DAY

The inter-relationship of these talks is a key to the dynamics of the three days. Their progression prepares the candidates for their Fourth Day. Tres Dias recognizes this importance and prescribes the order and content of the talks in ***"The Tres Dias Essentials"***. These ***"...Essentials,"*** differentiate between the lay and clergy talks. In reality, it is as though there is only one talk given during the Tres Dias, which is divided into twenty segments: some are meditations (5) and some are rollos (15). They build upon each other.

The following observations can be made when studying the relationship of the talks given within the Tres Dias:

- There are an equal number of lay rollos and clergy rollos and meditations;
- On the whole, lay and clergy talks alternate with each other;
- The first talk of each day is a clergy meditation, announcing the theme of the day;
- The last talk of each day is a lay rollo given by a rollista whose life is a witness to the message.

Tres Dias is a cooperative ministry between laity and clergy and shows that this relationship can work on the Weekend and in the Fourth Day. On the first evening, the meditations indicate the direction for the whole Tres Dias experience. Each morning of the three days, a meditation presents the direction for that day.

TALKS ON THE FIRST EVENING

The first evening contains two meditations which are given by clergy. For the candidates, this is a time of transition from a busy world into the Weekend. It is a time for introspection. It is the threshold to the pilgrimage. The theme of the Weekend is announced in the two meditations: **KNOW YOURSELF** and **THE PRODIGAL SON**.

KNOW YOURSELF invites the candidates to take a candid look at themselves. This meditation invites them to “come to themselves” to identify their potential and their limitations.

THE PRODIGAL SON meditation assures the candidates that, just as the father in the parable loves his two sons, God loves each one of us. He comes toward us with open arms to greet us. In fact, He expects us and has a feast ready for us. (As an option on a Women’s Weekend, the Hosea — Gomer story [Hosea 1-3], or the woman taken in adultery [John 8:1-11] maybe used.)

THE TALKS OF THE THREE DAYS

Each day begins with a meditation, given by clergy, which presents the direction of the day. All rollos for the remainder of the day pursue that direction. The final rollo is given by a lay team member who has made the message of that day a personal living testimony of living the Christian faith. This rollista demonstrates that the message is worthy and workable.

THE TALKS OF THE FIRST DAY

The talks of the first day begin the alternating pattern of lay and clergy presentations, starting with the morning meditation, **THE THREE GLANCES OF CHRIST**, given by clergy. This meditation begins the transition from introspection to a proclamation of Christ. Its message is simple. In the Gospels, three people met Jesus during His ministry and each responded to that meeting in a unique way. On this first day of the Tres Dias, Christ is revealed to the candidates.

The first rollo, **IDEALS**, challenges the candidates to think about their own habits and life situations and prepares the way for the rest of the day - - - and even the rest of the Weekend. Because ideals are basic to life and give direction to our very existence, we need to know what they are. The candidates are left to consider the question: "What are my ideals?" They are also told how they might learn the answer (by contemplating the four questions regarding time, talents, treasures and thoughts).

The second rollo is **GRACE**. Grace is the reality which makes the love of God in Jesus Christ tangible and experiential. Grace provides a bridge by which a Christian answer can be given to the questions raised in the **IDEALS** Rollo. It provides a foundation for the rest of the rollos. These rollos clarify for the candidates that God's gracious offer to us in Jesus Christ can be received personally. When the invitation is issued and the heart is receptive, then a life in grace may begin.

The third rollo speaks to **THE CHURCH**, the assembly of men and women, in all times and places, who are awakening to God's grace in Jesus Christ. We are the church, the people of God. The church is Christ's men and women, laity and clergy working in partnership, who respond to the call of God to live together in grace. The mission of the community is to be active in the world for Jesus' sake.

THE HOLY SPIRIT is the fourth rollo. This rollo teaches that God empowers the church to fulfill its mission. The Holy Spirit brings the church into being, provides the gift of faith, and calls individuals into the church. The Holy Spirit lives in the hearts of believers, guiding, comforting, and strengthening those who have received Jesus Christ into their lives. It is The Holy Spirit who provides the gifts for building up the Body of Christ and for telling the world about God's love. **PALANCA** is introduced during or at the conclusion of this rollo.

What are the results of accepting Christ, of freely receiving God's grace and the gift of faith, and of being empowered by God's Spirit in the fellowship of the church? The fifth rollo, **PIETY**, presents an answer. Piety manifests Christian qualities of life which are Christ-likeness, gratitude, freedom, and maturity. It is a life in grace. This rollo aims to awaken in the candidates, a desire to know Christ better, as they submit their weakness to His strength. It should also clearly present answers to the questions raised in the first rollo of the day, **IDEALS**. More specifically, it should make clear that for the Christian, there are not multiple ideals, but one ideal; and that ideal is that a person must focus his/her life totally and completely toward God!

THE TALKS OF THE SECOND DAY

The pattern of talks begun on the first day is continued on the second day: an alternation of talks by clergy and laity. It begins with a morning meditation on **THE FIGURE OF CHRIST** and includes a recitation of Psalms and prayers from the **Pilgrim's Guide**. This meditation opens the theme of conversion for the day: after we meet and accept Christ in faith, how do we obey Him?

The rollos of the second day, starting with the **STUDY** rollo, show the way. The candidates are taught that we can come to know, trust and obey God in Christ through the written and spoken word of the Bible. Other insights preserved in the writings of

Christian men and women throughout the centuries are also available for our study. In addition, certain modern media are mentioned, which assist us in our Christian study. With prayer as our guide, and through the power of the Holy Spirit, these study aids will teach us to not only know Christ, but to know Him better and want to follow Him.

Reading and study, however, are only part of the answer. We also come to know God in Christ through various other methods which **He** has chosen and provided. In Tres Dias, we refer to them as: **SACRED MOMENTS OF GRACE**. These acts and/or events are known in various traditions as Sacraments, Ordinances, Covenants, Church Rites, Means of Grace, and Signs of Grace. In some traditions, they are not even named; nevertheless, most of them are practiced in the various denominations and churches. This clergy rollo presents these *acts o God* as visible signs of God's presence and power and as a means of grace for our journey from our birth to our physical death. A worship service including the celebration of Holy Communion is conducted during or following this rollo.

The **ACTION** rollo states the truth that we learn to know Christ through the loving acts of His people. This rollo speaks of ***"making a friend, being a friend and bringing our friend to Christ"***. If those listening to this rollo remember nothing else, it is hoped that it would be that phrase. The Holy Spirit leads us in ways that help us bear witness to our faith. Examples are given of how the rollista has influenced others, and how the rollista has been challenged, converted and strengthened by such Christ-directed actions.

There are forces which interfere with or distort our relationship with God. These are discussed in the fourth rollo of the day, **OBSTACLES TO GRACE**. What obstacles hinder the Christian from reaching maturity? They tempt and cause us to stumble every day; they are around and within us. This rollo uncovers some of them so they may be recognized. It also teaches how, with God's help, these obstacles can be overcome.

The final rollo of the second day is **LEADERS**, an expression of our Baptism into Christ. The rollista exemplifies the message of the day. The rollista is familiar with Scripture, and actively involved in living a holy life (Col. 3:1-25). The speaker testifies of a living faith and reveals that each person who accepts God's call is a leader. We are ALL called to be leaders for Christ. Each bears witness to the presence of Christ in their life. The rollo discusses the qualities of a Christian leader. **PIETY**, and the whole of the first day, focused on one's relationship to God. **LEADERS**, and the second day, develops this relationship and stresses how the candidates can come to know Christ better -- and then share Him with others.

THE TALKS OF THE THIRD DAY

The third day, as each of the two previous days, begins with a meditation, **CHRIST'S MESSAGE TO THE PESCADORE**, which sets the course for the day. The message is that He has called each of us to be followers and to be His leaders in all areas of our daily lives. We are to join in Christ's suffering for the world through self-denial --- for the sake of the Risen Christ. It requires working in the Christian community.

The first rollo of the third day concerns the several **ENVIRONMENTS** of a Christian. It observes that if Christians are to be effective in bearing witness to Christ, they must

understand the world in which they live. They should be a positive influence, seeking out individuals to befriend with whom they can share Christ. One way to transform our environment is through person-to-person contacts; in whatever environment we are situated. This work is done with patience, perseverance, prayer and through the power of the Holy Spirit.

The last clergy rollo of the three days is **LIFE IN GRACE**. It presents the key ways for a Christian to keep in touch with Christ. In addition to the experience of the Weekend, it offers a practical program of spiritual growth. Study of the Bible, prayer, and frequently availing oneself of Holy Communion are primary means for sustaining the life in grace. A life in grace is maintained through finding peace, purpose and power in Christ. The Spiritual Director's own reflections of the Weekend and his personal testimony may be given in this rollo.

The next rollo is **CHRISTIAN COMMUNITY IN ACTION**. This rollo further develops the implications of the **ACTION** rollo, which dealt with actions of individuals. This rollo deals with community action, both in its inner life and outer witness. First, there are some projects so massive (large crusades, for example) they can only be done by, or within, a Christian community. Second, it is important for the spiritual growth of each individual, that they receive training and equipping from the Christian community. The rollo discusses how the Christian community nurtures, trains and equips its members and thereby provides spiritual nourishment for itself. Its conclusion: the Christian community, with Christ as its Head, is always greater than the sum of its parts.

REUNION GROUPS first presents a brief summary of the previous rollos of the Weekend. It is recommended that this recap be given word for word from item I. A. of the *"Commentary on the Outline"*, in order to be concise and consistent regarding the message of each rollo. It emphasizes the need to remain in community. Whereas the previous two rollos speak about community in the larger sense of the church, this rollo presents the need for candidates to receive nurture from, and to be active in, a small group. It explains the elements of a successful reunion group, as well as the dynamics of reunion groups. It also introduces the Secuela. This rollo presents reunion groups as a powerful method for helping to sustain a Christian life. Also helpful is to reinforce the message of the **ACTION** rollo (**"Make a Friend, Be a Friend and Bring a Friend to Christ"**), considering that the reunion group is a good place to bring unsaved persons and/or other potential future candidates for a Tres Dias.

As with the last rollo of each of the previous days, the **LIVING THE FOURTH DAY** rollo, given by the rector, gathers up the message of the day. Because this is the last rollo of the three days, the rector seeks to exemplify not only the message of the day, but also of the whole Weekend. The rollo presents the Fourth Day as the rest of the Christian's life. It sets forth the need and the ways to be constantly attuned to Christ's spirit and will. The underlying tone of the rollo is to persevere.

Further, the rollista speaks about how things in the outside world have not changed much from what they were when the candidates left their home and/or work on the first evening of the Weekend. The candidates are reminded to be considerate of those whom they left behind when coming to the Weekend, and not to demonstrate unusual exuberance. In Southeast Tennessee, if the Rector is married, the spouse of the rector

joins the rector at the conclusion of their rollo to offer a brief sharing about re-entry back into the world they left on the first evening.

SUMMARY

The candidates, in reality, have been presented with one talk - given in twenty segments. They have been invited to look at themselves and see who they are. They have also been reassured: No matter where they are or how far they have wandered, God is there with-open arms, welcoming them back.

They have been told that being human is to have ideals; and living a life in grace, focused totally and completely toward God, is the ***Christian ideal***. They have been told that all who have received Jesus Christ as Lord and Savior and who seek this life in grace are members of His Church; furthermore, that we are led by the Holy Spirit in that quest. They have been challenged by people who are earnestly seeking to live a life in grace.

Once we desire to live a life in grace, there arises an equally strong desire to know Christ better. We are urged to seek Him in the Scriptures, in the frequent reception of Holy Communion, and in the actions of our fellow Christian brothers and sisters. When we make this search an active part of our lives and begin to suffer through obstacles to grace, we are developing into leaders for Christ.

We are becoming effective leaders for Christ as we understand the environments in which we live. This understanding is deepened by a devotion to God and by constant contact with fellow Christians. In this way, we mature spiritually and grow in grace during our life-long Fourth Day.

TEAM BUILDING

PRE-WEEKEND PHASE

Each team member is responsible for helping to build a cohesive team. This process occurs during the formative pre-weekend team meetings. Each team member should:

- Pray without ceasing for the candidates, team, their families and the community;
- Attend all team meetings;
- Prepare for and know your team duties;
- Contribute to the sharing times;
- Make an effort to meet and know all team members;
- Participate with love in all liturgies, worship and praise sessions;
- Become familiar with the outline for each rollo;
- Enter into the rollo critique process with love and caring for your teammate and for what may affect/impact the candidates;
- Believe that the rector was chosen and anointed by God to be the human leader for the weekend; and
- Believe that God will give special power, grace and wisdom to the rector for the purpose of glorifying God during this time.

Importantly, apply to this team experience, the same mind you had on your original Tres Dias Weekend. Then, (depending upon where you made your Weekend) your rector asked you to:

- Believe that great things are possible;
- Have a spirit of openness to God and what He is asking of you;
- Have a loving concern for one another and total trust in God;

or

- Receive things in a Spirit of Idealism;
- Receive things in a Spirit of Cooperation; and,
- Receive things in a Spirit of love.

THE WEEKEND

The second area of common responsibility takes place during the Tres Dias Weekend. You are important in the process of making the Weekend effective. Some actions which are helpful include:

- Learn as many of the candidates' names as possible;
- Be as available as possible to the candidates during breaks and off-hours for fellowship and to get to know them;
- Wear your name tag;
- Observe the silent retreat time during the first evening;
- Share in the financial support of the Weekend;

- Perform the tasks assigned to you to the best of your ability, letting others do theirs; and,
- Trust the rector as God's chosen leader for the Weekend.

Remember that you will be blessed most when you are serving with love and humility.

POST-WEEKEND

The final formal team responsibility is to critique the Weekend. This takes place soon after the Weekend and is usually the last time the entire team will gather. The purpose of this team meeting is to review Weekend experiences so that we may encourage those actions which were supportive of *"The Essentials of Tres Dias "*, and learn from those that were not. Team members should review the Weekend in realistic, objective terms, carefully regarding the dignity of the rector. The rector will be using this data as the basis for a written report to the local Secretariat. While the critiquing process may vary from community to community, it is best when the local community has a prepared questionnaire to elicit responses from team members, in addition to encouraging them to write their unsolicited comments in narrative fashion. The team should use *"The Tres Dias Essentials"* as a guide for measuring the value of the pre-weekend and Weekend activities, possibly following along on the local communities "Detailed Schedule" as a convenient way to cover all activities.

While the first sentence in the previous paragraph spoke about the final **formal** team responsibility, there is nevertheless, an informal responsibility the team has with regard to-the new pescadores. The team (particularly table leaders and team leadership) should stay in touch with new pescadores, pray for them, and encourage them well into their Fourth Day. A couple of ways to do that is to have one or two team and candidates group reunions or a couple of reunions of the people at each table.

THE ESSENTIALS OF TRES DIAS

© COPYRIGHT 2012 BY TRES DIAS, INC.

1.0 Preamble

The TRES DIAS Movement endeavors to bring Christians to a closer, more personal walk with their Lord Jesus Christ and encourage them to Christian leadership and Apostolic Action in their environments.

TRES DIAS is based on the principles, the method, and the teachings of the Roman Catholic Cursillo movement initially proposed by Eduardo Bonnín and his fellow Christians. Each candidate goes through three phases of the TRES DIAS movement: the pre-weekend, the three-day weekend¹ and the Fourth Day. TRES DIAS is a Christian ecumenical movement.

"The founders of the Cursillo movement saw a world of great need around them. They knew that the answer to the needs of the world had to be Christ and His Grace; but ... they saw Christians who did not live for Christ, and they saw a church that was ... ineffective and without life. They developed the Cursillo to meet part of this problem: to provide any part of the church which was ready to undertake the formation of Christian life with all the people it needed -- people who would have the deep dedication to Christ and to bringing all peoples to Him -- people who would undertake a regular program of formation in Christianity, and who would make their Christian life conscious and vital -- people who would understand how to be part of a unified apostolic effort."²

The main teaching of TRES DIAS is God's unqualified love for each of us through grace. It asks each member of the TRES DIAS community to grow in their personal piety, to study God's Word and other Christian writings and to express their love for Christ in Christian Apostolic Action.

These three aspects of Christian growth are stressed in the cloistered environment called, "the weekend." An invitation is issued during the weekend for each Pescadore to join a small group of his/her own choosing for continued support, prayer and encouragement.

In order to ensure consistency and stability within the TRES DIAS Movement, there must be certain essential aspects to which all TRES DIAS organizations conform. These Essentials fall into two categories: those which are quantitative and those which are qualitative in nature. It is the intent of TRES DIAS to use both of these categories as criteria for chartering local secretariats.

It should therefore be the policy of local secretariats to comply with these Essentials. Policies of local secretariats which deviate from these Essentials must be reviewed on an individual basis and are subject to the approval of TRES DIAS.

2.0. Essentials of the Movement

1. TRES DIAS Is A Christian Movement.

The ultimate objective of the TRES DIAS movement is to strengthen and extend the

Body of Christ. No TRES DIAS organization shall change the teachings or practices of the TRES DIAS Movement to accommodate the participation of non-Christians.

For the purposes of these Essentials, "Christian" is intended to refer to those who are seeking a closer relationship with Jesus Christ as their Lord and Savior.

2. TRES DIAS Is A Christian Ecumenical Organization.

All TRES DIAS organizations shall actively seek the participation of persons from all the Christian denominations in their environment.

All TRES DIAS organizations shall stress those things which the Christian denominations have in common and respect those things which are different.

All TRES DIAS organizations have the duty and the authority to protect the TRES DIAS ecumenical structure.

3. Tres Dias is a Lay-led Movement. TRES DIAS is a lay-led organization; however, the active participation of the clergy is both essential and to be encouraged.

4. TRES DIAS is a Non-Profit Movement.

TRES DIAS organizations should pursue prudent fiscal policies. They shall avoid accumulating assets beyond what is required to carry out their part in the TRES DIAS Movement.

5. The TRES DIAS Movement Shall Not Assume the Role Of A Denomination

TRES DIAS is not a church-substitute; rather, it encourages Christians to worship and serve in their home congregations, as leaders.

6. Tres Dias Is Not A Service Organization

The TRES DIAS Movement encourages Pescadores to participate in "worthy projects." TRES DIAS organizations shall limit their activities to those related to carrying out the Tres Dias method.

3.0 The Essentials of the Tres Dias Method

1. The three sequential phases of an individual's involvement shall be: The Pre-Weekend phase, The Weekend phase, and The Fourth Day phase.

2. The object of the Pre-Weekend Phase is to prepare individuals for effective participation in the Weekend.

3. The purpose of the Weekend, in terms of method, is to prepare individuals for effective participation in the Fourth Day.

3.1 The Essentials of the Pre-Weekend Phase

1. That the candidate be sponsored for participation in all phases of the Tres Dias Movement, rather than just the Weekend.

2. That Candidates be sponsored by a member of a chartered Tres Dias community or similar community approved by TRES DIAS.

3. That candidates have a desire for a closer relationship with Jesus Christ as their Lord and Savior.

4. That candidates be accepted candidates from all Christian denominations.

5. That candidates be at least 21 years of age. However, if a local secretariat, using its best judgment, finds a sound and compelling reason (such as a spouse of a pescador, or military personnel), it OCCASIONALLY, on a case-by-case basis, may accept a candidate who is at least 18 years of age.

6. That candidates have not previously made a Tres Dias Weekend or a similar experience recognized as equivalent by TRES DIAS.

3.2 The Essentials of the Weekend Phase

1. The weekend has the following characteristics:

- A. It is a weekend of living in Christian community involving a combination of carefully developed activities and teachings which are meant to lead to a fuller personal commitment to Christ.
 - B. It embodies personal witness, but is not a revival meeting.
 - C. It employs group dynamics, but it is neither sensitivity training nor group therapy.
 - D. It employs theological instruction that encourages the candidate to study his/her own Christian beliefs, but it is not a course in doctrine.
 - E. It includes a period of silent introspection, but it is not a retreat.
 - F. It is a renewal experience for Christians and is not necessarily a conversion experience.
 - G. It asks for basic faith, openness and seeking attitude on the part of the Candidate, but involves a great amount of dedication, prayer and careful planning on the part of the team.
 - H. It is an encounter with the Holy Spirit. However, TRES DIAS is not a "charismatic" movement.
 - I. The Weekend is a tool of God, not an end in itself. The weekend will not produce a permanent effect without Fourth Day activity.
2. The Spiritual Directors should be qualified to teach and counsel in spiritual matters.
 3. At least one of the Spiritual Directors on the Weekend should be ordained and be authorized to regularly celebrate Holy Communion by his/her denomination. For the purposes of these Essentials, "clergy" is intended to refer to those persons qualified to serve as Spiritual Directors.
 4. That men and women attend separate Weekends. The Spiritual Directors are exempted.
 5. Team members represent a spectrum of Christian denominations.
 6. That team members have previously made either a TRES DIAS Weekend or a similar experience recognized by TRES DIAS.
 7. That the Rector must be a layperson and be responsible for all aspects of the Weekend, under the authority of the local sponsoring Secretariat.
 8. That the team meets prior to the weekend to: promote community, receive instruction on the dynamics and critiques ALL Rollos.
 9. That the TRES DIAS weekend be an intensive three-day program lasting approximately 72 continuous hours.
 10. That the team and Candidates live in a cloistered environment for the entire Weekend.
 11. That lay-talks may not be given by clergy, and Spiritual Director talks may not be given by a lay person.
 12. That the Weekend begins in the evening with the following agenda:
 - Introduction given by the Rector
 - Start silent retreat to end after chapel the next morning
 - **Know Thyself** meditation, given by clergy
 - **Prodigal Son** meditation, (or alternatively, or a women's weekend, the Hosea-Gomer account as recorded in Hosea 1—3, or the account of the woman caught in adultery, as recorded in John 8:1-11) given by clergy
 13. That the first day of the Weekend will have the following agenda:
 - **The Three Glances of Christ** meditation given by clergy
 - The **Ideals** Rollo, given by a lay person
 - The **Grace** Rollo, given by clergy
 - The **Church** Rollo given by a lay person

- The **Holy Spirit** Rollo, given by clergy
 - The **Piety Rollo**, given by a lay person
14. That the second day of the Weekend will have the following agenda:
 - The **Figure of Christ** meditation, given by clergy
 - The **Study** Rollo, given by a lay person
 - The **Sacred Moments of Grace** Rollo given by clergy, followed by Holy Communion
 - The **Action** Rollo, given by a lay person
 - The **Obstacles to Grace** Rollo, given by clergy
 - The **Leaders Rollo**, given by a lay person
 15. That Chapel visits by each table occur the afternoon of the second day.
 16. That the third day of the Weekend will have the following agenda:
 - **Christ's Message to the Pescadores** meditation given by clergy
 - The **Environments** Rollo, given by a lay person
 - The **Life in Grace** Rollo, given by clergy
 - The **Christian Community In Action** Rollo, given by a lay person
 - The **Reunion Groups** Rollo, given by a lay person
 - The **Living The Fourth Day** Rollo, given by a lay person
 - The Apostolic Hour
 - The Closing
 17. That chapel visits by each table occur the third day, preferably in the morning.
 18. That table discussions follow each Rollo **except** the Fourth Day.
 19. That all Rollos and meditations follow the dynamics and outlines authorized by TRES DIAS.
 20. That the team and Candidates have the opportunity to celebrate Holy Communion each full day of the Weekend.
 21. That a diversity of environments and viewpoints must be attempted in planning the Weekend itself and in forming the tables.
 22. That the freedom of self-determination of each candidate be respected.
 23. That the lay Rollos be informal talks of a witnessing or sharing nature.
 24. That a friendly, creative Christian environment must be developed and fostered during the TRES DIAS weekend, as opposed to a coercive or manipulative environment.
 25. That the schedule allow time for informal personal contact among the team and Candidates.
 26. That the Closing be as well prepared as other activities of the Weekend.
 27. The sponsoring Secretariat encourages the community to participate in the weekend through spiritual and service Palanca.
- ### 3.3 The Essentials of the Fourth Day Phase
- The Pre-Weekend and Weekend phases are only a prelude to each individual's Fourth Day.
1. Reunion Groups
 - a. That local Secretariat encourages Pescadores to participate in Reunion Groups.
 - b. That local Secretariat utilizes the form of Reunion Group known as the "Working Reunion Group" to carry out the activities of the Tres Dias Movement.
 2. Secuelas

- a. That local Secretariat sponsor regularly scheduled Secuelas; preferably at least once each month.
- b. That each Secuela include an opportunity for Pescadores to participate in the form of Reunion Group known as the "Floating Reunion Group."
- c. That each Secuela includes a "Fourth Day Talk".

4.0 The Essentials of the Local Secretariat Organization

The function of the local Secretariat is to conduct an effective program in accordance with the Tres Dias Method. Each local Secretariat must have a document, approved by its membership, describing its structure and operating procedures. The members of a local Secretariat must have completed a TRES Dias weekend or a similar experience recognized by Tres Dias. All Pescadores of the TRES DIAS community whom the local Secretariat claims to represent must be eligible to serve as voting members and officers of the secretariat, providing they agree to meet, uphold and follow the qualifications as outlined in the local community's Constitution and By-laws. The local Secretariat have a plan for the periodic election of new members. The local Secretariat must be the sole sponsor of a Tres Dias Weekend held in its community. Each local Secretariat must sponsor at least two (2) TRES DIAS Weekends each year. For the purposes of chartering, this requirement may be waived by TRES DIAS.

¹ Although the three-days are referred to as "The Weekend" the three days of the "Tres Dias Weekend" need not include Saturday and/or Sunday. The "TRES DIAS Weekend" may be held on any three consecutive days of the week.

² Adapted from TRES DIAS, NOTES ON METHOD, STRUCTURE AND DYNAMIC March 1974.

THE ESSENTIALS OF TRES DIAS

RATIFIED: JULY 1980, POUGHKEEPSIE, NEW YORK

REVISED: OCTOBER 1984; JANUARY 1986; JANUARY 1993; OCTOBER 1994, JULY 1996, JULY 2005, JULY 2012

© COPYRIGHT 2012 BY TRES DIAS, INC.

Tres Dias of Southeast Tennessee Professor Debriefing Form

Weekend # _____ (Men _____ Women _____)

_____ Professor Name _____

What was your overall impression of the weekend and team meetings?

Please list any areas that, in your opinion, need improvement.

Please describe any elements of the weekend that you feel were new or particularly successful.

Did you have any problems with any particular team members? (Please elaborate on the problem)

Please describe any outstanding efforts or actions by team members in your area.

Describe anything that could be done to help professors on future weekends.


Please provide any other comments you may have.

Please return this form to the Assistant Head Cha at the end of the weekend; your duty is not complete until this form is turned in.

TRES DIAS OF SOUTHEAST TENNESSEE

CHURCH PROFESSOR TEAM BOOK

Welcome to Christ's team. Whether this is your first team experience or one of many, it is the prayer of this community that it will assist you in developing a closer walk with our Lord and Savior, Jesus Christ.



ABOUT THIS BOOK

1. This book is used by men and women
 - Male pronouns (he, him his, etc.) are a convention of convenience and are understood to mean both male and female.
2. This book is intended to HELP
 - Please forgive its failings
 - Please help improve it by emailing your suggestions to your respective Leader's Person
3. This material is based on the Tres Dias International "Tres Dias Team Guide for Team Members" copyrighted 2005 by Tres Dias, Incorporated.
4. Please complete the Professor Debriefing Form at the end of this book and give it to the Assistant Head Cha at the completion of the weekend.

De Colores,
Your TDSETN Secretariat

TABLE OF CONTENTS

SECTION ONE

Professor Training Notes	Page 3
--------------------------	--------

SECTION TWO

Purpose of the Rollo	Page 6
Outline of the Rollo	Page 7
Commentary on the Rollo	Page 8

SECTION THREE

What is a Table Leader	Page 12
Brief Overview of All Rollos	Page 13
Planning/Preparing/Giving a Rollo	Page 14
Service Cards	Page 18

SECTION FOUR

The Relationship of the Talks	Page 19
Team Building	Page 25

SECTION FIVE

Tres Dias Essentials	Page 27
----------------------	---------

Professor Training – Speaking and Silent

Topics Covered:

1. **What is a professor?**
2. **What are the duties and responsibilities?**
3. **How shall a professor act?**
4. **What problems may I encounter? What are some techniques for handling these problems?**
5. **What are some common mistakes to be aware of?**
6. **What is a commitment/service card?**
7. **Writing a Rollo or talk.**

1. What is a professor?

- Another name for professor is table leader. You lead and guide the candidates through the material presented over the three days. This is a leadership position.
- There are two (2) professors at each table, one (1) experienced (dominant) and one (1) inexperienced. Six (6) of the 12 professors are experienced, i.e. they have served as a professor previously.
- Either position can be speaking or silent. There are nine (9) speaking professors and three (3) silent professors. You are there to share your wisdom and your relationship with Christ to others.

2. What are the duties and responsibilities?

- The primary duty of a professor is to be a servant and to love.
- The name “silent” professor can be misleading. The duties and responsibilities are the same at the table whether you are giving a Rollo or not.
- Pray for the team, candidates and your table.
- Study the structure of Tres Dias, and learn the key points of all the Rollos so you may easily lead and guide your table through the material.
- Study commitment/service card explanations in professor book in preparation to direct your table.

3. How shall a professor act?

- The key is to be a good example. You must set a good example for the candidates to follow. You will be a demonstration of obedience.
- Be the first to answer the bell and be on time in the Rollo room, chapel and meals.
- Take notes for all the talks. Do not stop taking notes even after being revealed.
- Be a good listener, only talk when necessary. If no one starts a discussion, then ask a question on the subject to the table in general, or to a specific candidate. Ask something that requires more than a “yes” or “no” answer.
- Your job is not to make the candidates “get it”, but to demonstrate the love and grace of God to them.
- Silent professors do not remain silent. This can be a distraction to the table throughout the weekend.
- Make sure that both professors do not leave the table at the same time. This will help keep discussions on track.

- **Be yourself.** God chose you because of who you are: your personality and experiences. Be the same before you are revealed as you are after you are revealed. Remember your intent is to share and instill love and trust in the candidates, not to deceive.
- **Be honest and truthful.** Answer all questions when asked, however, don't volunteer too much information. Once revealed, there is a tendency to focus on you and look to you for all the answers. This defeats the purpose of table discussions. In this case, try to answer their questions with a question.
- If you need to talk to the Rector or teammates, please don't whisper or make it appear that you are trying to hide something, or keep something from the table.
- First day at the table may be the hardest because you don't know how your table will react. Even though you may not know it, you are being watched by the candidates, and are a direct influence on their attitude and receptiveness. Again set a good example.
- Second day there is usually more sharing, however, be prepared that you might have to share personally first. Make every effort to keep the discussion on the subject. Again, be a good listener and show concern.
- Third day it is again important to keep table discussions on the subject. This is also a good time to clear up and emphasize any points from the weekend that need to be revisited.

4. **What problems may I encounter? What are some techniques for handling these problems?**

- You may have some that like to talk too much. You may slow them down by asking a difficult question. It is best to listen at first, then, when you get a chance, thank them and ask the table what they think.
- You may have some that don't talk much. They may be timid, insecure or just taking it all in. Don't pressure these people into speaking. Try to draw them in to feeling like part of the group by asking them "yes" or "no" questions and then express your agreement with them.
- You may have some that are aggressive or argumentative. Don't let them upset you or the table. Try to find some value in what they say and emphasize this and move on. Asking questions is the suggested method of directing the table.
- Sometimes there may be a role reversal in the candidates as the weekend progresses. The quiet ones will talk and the talkative ones will be quiet.

5. **What are some common mistakes to be aware of?**

- You may talk too much at your table.
- Not listening can lead to not being aware of what is happening at your table, or on the weekend.
- Get the names of your table right and pronounce them right. This can mean a lot.
- Do not try to do excessive amounts of palanca on the weekend – complete it before you leave home.
- Never bring up negatives and always accentuate the positive.
- Never lie to or deceive anyone. Answer all questions when asked, however don't volunteer too much information.

6. **What is a commitment/service card?**

- This card is to assist you in continuing to grow in Christ.
- Further explanation is in your professor book and in team section meetings. Please study.
- Emphasize at your table that these are only guidelines. These cards are by no means Tres Dias “rules” that have to be followed.
- Please recommend to the candidates to be realistic in their times as they make commitments. It may be helpful to have your own card on the weekend, and share your own personal experiences.

7. **Writing a Rollo or talk.**

- Spend time in prayer before writing the first word. God already has the talk for you if you are prepared to listen to Him.
- Read the outline and the summary carefully.
- The “write-downs” to be included in the talk are the actual outline. Do not omit or change any part of the outline. All points must be covered.
- It is **not** recommended that you read talks previously given on a weekend. Your talk should be unique to this weekend. You may use parts of the outline summary in your Rollo if you want to.
- The talk must not exceed the time limit of 30 minutes – including your song. Piety time limit is 45 minutes.
- The outline is only the skeleton. Include personal sharing that emphasizes the talk you are giving. (If your sharing is primarily on action, but your talk is on study, it is not relevant) Ask God what He wants you to share.
- If the talk includes something about another person, (including your spouse or ex-spouse) please ask that person’s permission to share. If they say no, then do not include it in your talk. God will honor your obedience.
- Have your talk completed to turn into the Rector at least one week prior to the first team meeting or the date requested by the Rector. You should email your talk to the rector by that date. The rector will forward your talk to the Backup Rector and the Secretariat Leaders Person to review. The Rector will assign you a practice talk date at the team meetings. The team will hear and critique all the Rollos that will be presented on the weekend. The Rector will give you feedback from your practice talk.
- Do not change your talk after approval from the Rector. Do not change your talk on the weekend without approval of the Rector.
- As you read over your completed talk, ask yourself if it gives the listener the vision of the talk as presented in the outline summary.
- Become very familiar with your talk – practice.
- Write out everything you plan on saying.
- It is suggested that you do not bind or staple the pages, but simply slide the pages over on the podium. Be sure to number the pages.

THE CHURCH

PURPOSE AND SITUATION OF THE ROLLO

This is the third rollo of the Weekend, preceded by **Grace** which presents Christ as the full expression of God's love. The purpose of this rollo is to present the church as the whole community of those who are in union with Jesus Christ. The church is to be an instrument of God's grace. The candidates are invited to see themselves in the light of His grace.

This rollo does not set forth detailed doctrine of the church. Instead it emphasizes that all Christians, with a focus on the laity, are called to be active members of the church. This is done through regular worship, work, witness, prayer, fellowship, and bearing witness to the reality of the kingdom of God. Because it is scheduled early in the Weekend, **THE CHURCH** rollo should have a moderate amount of witness.

We are the church. As such, we are called to continue His work in this world.

Time objective: Should not exceed 30 minutes

THE CHURCH

OUTLINE

- I. INTRODUCTION
 - A. The condition of the world
 - B. The mission of the church
 - C. The focus of this rollo will be on the role of the laity
- II. WHO IS THE CHURCH?
 - A. The Body of Christ
 - B. Laity and clergy in partnership
- III. WHAT IS THE ROLE OF THE LAITY?
 - A. The call - to serve God
 - B. The command - to go into the world
 - C. The commitment - to be active in the world for Jesus' sake
 - D. The community - to support each other in grace
- IV. WHAT IS THE PURPOSE OF THE CHURCH?
 - A. To be an instrument (tool) of God's grace
 - B. To continue the works of Jesus
- V. CONCLUSION
 - We are the church — the mission is clear

THE CHURCH

COMMENTARY ON THE OUTLINE

(This material is intended as a study aid for the Rollista. It is **not** intended to be the rollo.)

I. INTRODUCTION

- A. **The condition of the world.** This rollo begins by asking the candidates to look at the condition of our world. It is a world wrapped in spiritual darkness - war, greed, selfishness, sorrow, injustice, and hatred. It is a broken world, a sinful world, a lost world, and an unbelieving world. All human solutions lead to failure. In spite of education, technological advances, and the progress of civilization, people are still unable to find peace with each other and with God. The solution to the problems of this world is Jesus Christ.
- B. **The mission of the church.** Therefore the mission of the church is to make Christ known to the world.
- C. **The focus of this rollo will be on the role of the laity.** In accomplishing this mission, the role of the laity is critical.

II. WHO IS THE CHURCH?

- A. **The Body of Christ.** The church is the people of God. The New Testament describes the church as the Body of Christ. The church is both local assemblies of believers and the whole people of God: the faithful fellowship of the saints, living and dead, not limited by time and space. It is the whole community of those who are in union with Jesus Christ.
(1 Cor. 12:12, 27; Heb. 11:13-16; Heb. 11:39-12:2)
- B. **Laity and clergy in partnership.** The clergy should be mentioned, but not emphasized, in this rollo. The clergy preach and teach the Word of God, lead worship, and shepherd the congregation to which they are called or appointed. The laity of the church is called to work as active disciples, in unity with the clergy, using their unique gifts to fulfill the mission of the church — making Christ known to the world. Pastors need to hear an affirming word about their partnership with laity in the work of the church.

The whole body of Christ, laity and clergy, must share in seeking to understand what God in Christ can do through them in His church and in the world. We are to love, pray, study, serve, teach, and admonish in love, and seek to extend the church on earth — uniting the hearts of all in Christ's love.

III. WHAT IS THE ROLE OF THE LAITY?

- A. **The Call - To Serve God.** God calls every Christian to a life of active service in the world. Every circumstance and situation in working life, social life,

family life, and leisure life is an opportunity to make visible God's love in Jesus Christ. As the people of God, each member of the church is given a ministry by the Holy Spirit to use for the common good. Each person has a unique role in this mission, which God desires and equips you to fulfill. (1 Peter 4:10-11)

- B. The Command - To Go into the World.** The great commission of the church is the same for every Christian - to go into the world and make disciples of every nation. Our obedience to Christ's command means that we are sent. We are God's voice, God's compassion, God's hands, and God's feet. (Matt. 28:18-20)
- C. The Commitment - To Be Active in the World for Jesus' Sake.** The Bible is full of examples of how Jesus, Himself, was active in His world and always directed attention to God. When we hear God's call, we must be willing to respond. God will equip us for the task to which He has called us. When we make ourselves available, God will use the gifts He has given us for His purposes. We all must strive to be our best for Christ and to be active in the community, so that others may believe that God is alive. (John 14:10-11)
- D. The Community - To Support Each Other in Grace.** It is important that each Christian who seeks to serve God in the world be part of a Christian community, a church. Such a community supports us in our daily walk with Jesus — in our victories and defeats, our joys and sorrows, as we work and worship together. It is within the community of Christ's people that we discover the gifts God gives us to serve Him and each other. It is within the Christian community that we hold one another accountable. (1 Thes. 5:12-15)

IV. WHAT IS THE PURPOSE OF THE CHURCH?

- A. To be an instrument (tool) of God's grace.** The church is an instrument of God's grace. The rollista should point out that the church is the principal tool for revealing God's grace and truth. The church is called to:
- demonstrate unity and love to the world, (John 17:21-23 and John 13:34, 35)
 - worship and glorify God in all things, and
 - witness to the presence of, as well as, the coming of the Kingdom of God.
- B. To continue the works of Jesus.** The church was created by Jesus Christ; we have been called to continue His work in the world today, i.e. to be God's hands and feet. We are called to love and serve others, and to promote goodness, justice, and peace. (Col. 1:15-20 and John 14:12-14)

V. CONCLUSION

- This rollo tells the candidates that we (all of God's people) are the church and that we are called to be active within the world. God works through us. By His grace, we become servants of Christ. Each of us has a unique call. The church was chosen by God to reveal Jesus Christ to the world. We are the church. Our mission is clear!

Note to the rollista: *There is far more subject matter in this “**Commentary...**” than is required to meet the time objective of the rollo. While it is necessary to speak very briefly on each item listed in the outline, be careful to select for expansion, only those items for which you have something significant to contribute -- - usually through personal experience. Remember, the more important part of the Weekend will occur during table discussions than what participants will learn or remember from hearing the rollo. The rollo is meant more to spark ideas for the table discussions than it is meant to be instructive.*

Time Objective: Should not exceed 30 minutes

THE CHURCH

BIBLE REFERENCES

(These Bible references are included here to help the rollista understand some of the biblical background of the rollo. The list is neither complete nor is it intended to become part of the rollo. Read the references and listen for the Word of God.)

1 Cor.	12:12, 27	We are the Body of Christ
Hebrews	11: 13-16	The church is the faithful fellowship of saints, living and dead
Hebrews	11:39-12:2	Let us <i>fix</i> our eyes on Jesus
1 Peter	4:10, 11	Each one should use whatever gift he has received to serve others
Matthew	28:18-20	Go into the world and make disciples of all nations
John	14:10, 11	Anyone who has faith in Jesus will do what He has done
1 Thes.	5: 12-15	Live in peace with each other; warn, encourage, help and be patient
John	13:34, 35	As Jesus has loved us, love one another
John	17:21-23	That we may all be one as Jesus and the Father are One
Col.	1: 15-20	Jesus is the head of the Body, the church
John	14:12-14	We may ask for anything in Jesus Name and He will do it

What is a Table Leader?

Those team members who sit at the tables are called table leaders. Some of them may also give rollos (rollistas). (In some communities, table leaders are referred to as “professors” and “silent professors”).

During the team meetings, the table leaders, especially those who are not giving rollos, have a great opportunity to observe the unity and wholeness of the team as it develops. The rector is managing the Weekend; the auxiliaries (Chas) are supporting the physical needs of the team meeting and planning to meet the needs of those who will be attending the Weekend; the rollistas are concentrating on their rollos. Consequently, the table leaders are the ones who are free of other responsibilities and who frequently can supply the insight and support which can help bring the team together as one body, in unity of purpose, under Christ.

During team meetings, while every team member is important to the critiquing process, table leaders (and ex-rectors or others who have previously given a certain rollo) are especially key in the important task of rollo critiquing. They are ideally placed to focus on the rollo outlines and the flow of the Weekend. During the Weekend, knowing the content of the rollo, they should use that knowledge to aid in the table discussion.

Once the Weekend begins, the task of the table leader is to unite those at the table to which they have been assigned. Table leaders need to be especially available to the candidates assigned to their tables. The candidates at the table, the Weekend’s little Reunion Group, are the object of the table leaders’ special attention and affection.

During the Weekend, the most important interaction occurs at the tables. This is the first time many of the candidates will have had experience in a small reunion group. In this group, they often learn to share openly and honestly about their lives. It is also where they frequently laugh, cry and pray together and develop a trust relationship which often lasts long after the Weekend has ended.

Brief Overview of the Rollos

The IDEALS rollo is designed to start us thinking about the purpose and plan for our lives. It encourages us to set goals that are lofty and attainable. That our lives change and so do our ideals.

The GRACE rollo shows us that God can enable us by His grace to overcome all our fears about failures and achieve any God given ideals.

The CHURCH rollo shows how we each need to be an active part in our church; to fulfill our roll in the body of Christ.

The HOLY SPIRIT rollo begins to show us just how much Jesus loves us and that through the power of the Holy Spirit we can become more than we are.

The PIETY rollo begins to open our hearts to a new perspective of our life...directing it entirely, on purpose, to God and His kingdom work.

The STUDY rollo shows us the importance of knowing God's word in order to live a life of piety. How can we live in victory if we don't have the weapons to fight the good fight? This talk should make us see the beauty and value of knowing God through His Word.

The SACRED MOMENTS OF GRACE rollo takes us to the foot of the cross to see just how much Jesus loves us and the high value He places on each of us. This is the time for self examination to make sure we have a salvation relationship with Christ.

The ACTION rollo challenges us to take our faith and our hope out into the world around us. Not just to be laymen in the church but everywhere we are. To show us that action does not have to be big things, but a life lived to God's glory.

The OBSTACLES TO GRACE rollo shows us the truth about the struggle involved in our daily walk of piety, study and action. The enemy will not leave us alone if we are determined to follow Christ.

The LEADERS rollo calls us to a higher level of thinking...that we are actually to be leaders. Not just someone who takes action but someone who leads others to take action. We can do all things through Christ.

The ENVIRONMENTS rollo then reminds us that we will be going home, back into our own unique environment. God has placed us there to be Jesus with skin on to our little world...home, work, play, church and community.

The LIFE IN GRACE tells us more about walking out the truths we have learned during the weekend. It can all be done.

The CCIA (CHRISTIAN COMMUNITY IN ACTION) rollo reminds us that we are not lone rangers. There are many Christian communities that we belong to...church, Tres Dias, bible study, Sunday school, young life....and a group effort can make an immeasurable difference.

The REUNION GROUPS rollo offers reunion groups as an additional means of enhancing a personal relationship with Christ.

The LIVING IN THE FOURTH DAY rollo gives new information regarding tools to help the new Pescadores in their new life journey...reunion groups, Secuelas, working weekends. It also cautions them about returning to their environments with a "know it all attitude." It gives them direction in beginning their fourth day.

HOW TO PLAN, PREPARE, AND GIVE A ROLLO

On a Tres Dias Weekend, a rollo should be a concise, well prepared and critiqued talk containing a balance of teaching and witness. As a rollista, your goal is to strive for brevity and balance in your rollo. The rector for the Weekend, and others in the community who are involved in team selection, see this potential in you.

You are urged to study this section with even more diligence because each Weekend is new and different.

BEFORE YOU START

1. Pray! Prayer will focus your heart and mind upon the task God has established for you in the context of this Tres Dias Weekend. Ask yourself “Why has God chosen me for this talk?”
2. Read carefully, the section on the *“Relationship of the Talks.”* If you are assigned to present the *“Ideals”* Rollo, don’t write it in such a fashion that it has any heartrending witness, as might the *“Piety”* Rollo.
3. Before you begin to prepare your Rollo, read the sections that deal with the *“Purpose and Situation”*, *“The Outline”*, and *“The Commentary on the Outline”* for your own rollo.
4. Read the Scriptures indicated in the *“Bible References”* section for the rollo. These are included to stimulate your understanding of the Christian teaching embodied in the rollo. They need not become part of the rollo, though they may be used as you deem appropriate for the rollo.
5. *Ask your rector the following questions.*
 - Will I be assigned a mentor to assist me with the writing of the rollo? (frequently done for a first-time rollista)
 - Should I show a written draft of the rollo to you or to a mentor you will assign to me before it is presented for critiquing by the entire team? (Frequently done for a first-time rollista)
 - At which team meeting is the rollo to be critiqued by the entire team?
 - Are there other responsibilities in addition to preparing and delivering the rollo? (e.g., any suggested table discussion questions, references for a Weekend book list, which might be required if the *“Study”* Rollo is the one being assigned, etc.)

If you have taken the suggestions presented in the above paragraphs seriously, you may feel overwhelmed. You may want to say far more than could possibly fit within the time constraints of the rollo. The *“Commentary on the Outline”* often includes much more ideas and material than can be used in the rollo; also, the material in the *“Commentary...”* is **not** to be used and presented verbatim. While you may use the ideas, the words should be your own. Remember that many others have done this rollo before you. So, count this abundance as a blessing and thank God for it. Prayerfully select the choicest fruits from the harvest before you. Remember, **the outline is just a skeleton**. The sinews, flesh, skin and blood needs to be put there by you. However, the Holy Spirit will breathe life into the rollo (Ezekiel 37), if you will only surrender to Jesus and ask for His assistance as you step to the podium to present the talk.

THE FIRST DRAFT

Some rollistas may have difficulty producing the first draft of their rollo. While there are many good books on the subject, a highly recommended approach is to quickly capture your own first thoughts. Let your ideas flow; get something down on paper (or on the computer). At this juncture, it is not important to have everything in the proper order. Look at the *Outline* and select a point; begin to capture and record those thoughts. Forget, at least for the moment, about grammar, punctuation and formatting; those details can be done later.

Since you are required to include the topics listed in the rollo “*Outline*” in this *Guide*, start preparing your rollo from that outline. Use examples from your own experience and heritage to expand the basic outline. The candidates need to hear about the real you in the rollo. If you have any concerns or problem with the required material, speak with the rector. The rector will either answer your concerns/questions or refer you to someone who can assist you.

If the rollo is to contain your personal testimony, include it in the outline. Many first-time rollistas have never before witnessed to the power of Christ in their lives. They may have difficulty including a personal testimony appropriate to the subject of the rollo or, they may have difficulty keeping the rollo within reasonable time limits. Remember that the candidates may also find personal testimony just as difficult to listen to as it is for you to speak it; so be sensitive to them when you prepare your rollo. Furthermore, delivering a rollo is not a time to preach on some current heated political or religious subject which you may have on your heart. That is not to say such a subject is not important to you or to Christ’s church; however, a Tres Dias Weekend is not the place to preach on this type of subject. Any discussion of current controversial issues, if brought up at all, should be a small part of your rollo and should flow naturally as a part of your personal witness. Neither should any such issues be presented in a way which would be judgmental; that is up to God.

DELIVERY

While some persons may prefer to speak from an outline and others prefer to speak from a script, on a Tres Dias Weekend, **the rollo be must be written out.** This will be most helpful in keeping to the appropriate time allowed for the rollo; furthermore, having a script is essential during the critiquing process. If someone wants to comment on something you said, it is almost impossible to refer you to that point if the rollo is not written out. Nevertheless, you will want to make two basic decisions regarding delivery; they are:

- Shall you write out the rollo and read it (being careful not to deliver it in a dull, monotonous tone); or
- Shall you write out the rollo and memorize it, referring to the pre-written script only when needed, if you forget where you are in the rollo.

If you plan to quote from books or other resources during your rollo, you need to decide (possibly in conjunction with the rector), how they are to be handled. They may be read from the source, copied into the text of the rollo and read from there, paraphrased, or

shown on some type of visual aid, such as a projection system. The important thing about references is that they should be appropriate to the rollo; candidates must be able to tell when you are beginning and ending a quotation. Furthermore, quotations should not be too long. Remember that it is your rollo; it doesn't belong to the writer of some book from which you are quoting.

In Southeast Tennessee use the concept of "write-downs" to help the candidates remember important points within the rollo. Consider the outline point itself as the write down. If you do want to amplify the point, it should be brief.

We now use PowerPoint to project visuals containing the rollo outline. The important factor is that the points listed be the ones which you want emphasized for the team and candidates to record in their notes and to be used during the rollo discussion time.

THE CRITIQUE

At some point before the Weekend, you will be asked to present your completed rollo to be critiqued by the entire team. Lay members and spiritual directors alike need to have their rollo's critiqued by the entire team. There are several important reasons for this review:

- It provides the team with an opportunity to affirm you and your role on the Weekend;
- It provides a way of assuring that your rollo supports the Tres Dias method and the Weekend;
- It provides a target date for the completion of the rollo;
- It allows the rollistas whose rollo comes before you in the Weekend schedule to know what you will be saying, and for the rollistas who follow you to hear and build upon what you said;
- It helps to assure that one rollista will not contradict another;
- It permits the rector to time the rollo and assure that it is the proper length;
- It permits candor and openness within the team, thus, building community;
- It demonstrates that neither clergy nor lay team members are elevated to a higher level and helps to assure that their rollos are compatible with each others; and,
- Finally, because the fifteen segments are just part of one message, they must fit together naturally, like the pieces of a puzzle. What the candidates should see is a beautiful tapestry consisting of fifteen rollos and five meditations woven together with scarlet thread. This can only be accomplished if all of the rollos are critiqued by the entire team.

If some changes are recommended, carefully consider them, particularly if suggested by multiple sources. If the rector asks you to make changes, prayerfully consider them, if necessary, discuss them with the rector and revise your rollo as necessary. If as a result of the critique, your rollo changes, it IS IMPERATIVE you show the rector your revised rollo! The rector will undoubtedly want to have a copy of this revised rollo. The changes will probably cause no problem for the rector; but they may affect references to it in subsequent rollos. In rare cases, the rollo may need to be critiqued again by the team. However, that is unlikely if you have a mentor who is assisting you with the rollo.

Your rollo has been critiqued and the world hasn't collapsed around you. In fact, you have likely been drawn closer to your fellow team members because you have made yourself vulnerable when delivering your rollo - - - and others have made themselves vulnerable by critiquing it in love. Set the rollo aside for a time. Pray about it. Make the changes you and the rector (if he/she has so indicated) have decided to make. Then, several days before the Weekend, re-read it several times. If possible, practice giving it in front of a mirror so you can see yourself and any hand motions or other visual aids you may use. Frequent smiles are good; not only now, but especially during the Weekend when presenting the rollo.

Time yourself to make certain you are within the time constraints allowed for the rollo (especially if you are giving write-downs and must allow time for the team and candidates to write them). It almost always takes longer to present the rollo on the Weekend than it does during your practice sessions. If necessary, cut the content to be within the allowed time. Produce a final draft that is easy for you to read and speak from on the Weekend. If your community uses visual aids (such as projection of the outline, etc.), provide a copy of the rollo, along with appropriate visuals, to the person who will be the projectionist. Give a copy to the rector. Now, you can relax!



THE TRES DIAS WEEKEND

During the Weekend, allow God to work through your rollo (the instrument He has helped you prepare). It has been honed and refined through prayer, meditation, sharing and critiquing. Your greatest temptation will be to tamper with it since you may believe you can make it even better. Perhaps you can; but it is recommended you do not alter it much more. Through the grace of God, what you have will be usable and will undoubtedly speak to many candidates --- and most likely to many team members on the Weekend as well. They will hear it in grace; God will use it to bless them.

If you have time before you are to present the rollo, read through it one more time so the thoughts are fresh in your mind. Now is not the time to make any more changes. Present what you have, trusting that the Lord has helped you write it. Be in prayer and ask another member of the team to pray with you before delivery of the rollo on the Weekend. The Lord will certainly bless you and those who hear the rollo.

Remember to smile frequently, as though indicating you are actually enjoying standing there in front of the candidates and team, sharing what God has given you. He will provide you with the strength to get through it. When you have completed your presentation, you will actually feel quite good about what you and the Lord accomplished together!

The Service Card/Growth Guide

ORDER OF REUNION	ACTION	
<p>Come Holy Spirit, fill the hearts of your faithful and kindle them in the fire of your love.</p> <p>Send forth Your Spirit and they shall be created.</p> <p>Response: And You shall renew the face of the earth.</p> <p>Let us pray; O God, Who by the light of the Holy Spirit instructs the hearts of the faithful, grant that by the same Holy Spirit we may be truly wise and ever enjoy His consolations.</p> <p>Through Christ our Lord, Amen.</p> <p>Our Father . . . Glory Be . . .</p>	<p>4. What discipleship success did the Lord accomplish through you:</p> <p>in your family</p> <p>in your work</p> <p>in your environment?</p> <p>5. With what failure have you been tested</p> <p>in your family</p> <p>in our work</p> <p>in your environment?</p> <p>6. How did you fulfill last week's plan?</p> <p>What are you planning for next week?</p> <p>7. Activities of the group?</p> <p>8. A prayer for those who have not fulfilled their commitments.</p> <p>(If one of the members of the group is missing, say a prayer for him.)</p>	
<p>PIETY</p> <p>1. With what spiritual aids have you nourished your vital union with Christ this week?</p> <p>2. What was the moment in which you felt closest to Christ?</p>	<p>PRAYER OF THANKSGIVING</p> <p>We give thanks, Almighty, God for all the benefits You have given us. You Who live and reign forever and ever.</p> <p>Amen.</p>	<p>Name: </p> <p>Table: </p>
<p>STUDY</p> <p>3. What have you done to understand better the gift of God?</p>		

YOUR PIETY	YOUR STUDY	YOUR ACTION
<p><i>"Without Me you can do nothing."</i></p> <p>Morning Offering</p> <p>Personal Prayer Period</p> <p>Worship</p> <p>Communion</p> <p>Helping Another</p> <p>Altar Visits</p> <p>Examination of Conscience</p> <p>Spiritual Direction</p> <p>Always consult with your</p>	<p><i>"If you only understood the gift of God! . . ."</i></p> <p>Bible Reading</p> <p>Reading books of formation, following the advice of your pastor</p> <p>Don't be satisfied with reading good book; read the best.</p> <p>Heavenly Father about your piety,</p>	<p><i>"I will make you fishers of men."</i></p> <p>What have you done during the week to extend the kingdom of God. . . .</p> <p>In your family</p> <p>In your profession</p> <p>In your environment</p> <p>In your church</p> <p>In your group</p> <p>In your secula</p> <p>your study, and your action.</p>

THE RELATIONSHIP OF THE TALKS

The relationship of the talks given on a Tres Dias is both important and unique. To a large degree, the talks present the message and form the character of the Weekend. Given by persons from various denominations and congregations, they also help to give an ecumenical flavor to a Tres Dias Weekend. Most important, the talks help stir in one's mind, questions to ponder during table discussions and often, even into their Fourth Day.

There are three types of talks presented during a Tres Dias:

Five clergy meditations:

KNOW YOURSELF
THE PRODIGAL SON
THE THREE GLANCES OF CHRIST
THE FIGURE OF CHRIST
CHRIST'S MESSAGE TO THE PESCADORE

Five clergy rollos:

GRACE
THE HOLY SPIRIT
SACRED MOMENTS OF GRACE
OBSTACLES TO GRACE
LIFE IN GRACE

Ten lay rollos:

IDEALS
THE CHURCH
PIETY
STUDY
ACTION
LEADERS
ENVIRONMENTS
CHRISTIAN COMMUNITY TN ACTION
REUNION GROUPS
LIVING THE FOURTH DAY

The inter-relationship of these talks is a key to the dynamics of the three days. Their progression prepares the candidates for their Fourth Day. Tres Dias recognizes this importance and prescribes the order and content of the talks in ***"The Tres Dias Essentials"***. These ***"...Essentials,"*** differentiate between the lay and clergy talks. In reality, it is as though there is only one talk given during the Tres Dias, which is divided into twenty segments: some are meditations (5) and some are rollos (15). They build upon each other.

The following observations can be made when studying the relationship of the talks given within the Tres Dias:

- There are an equal number of lay rollos and clergy rollos and meditations;
- On the whole, lay and clergy talks alternate with each other;
- The first talk of each day is a clergy meditation, announcing the theme of the day;
- The last talk of each day is a lay rollo given by a rollista whose life is a witness to the message.

Tres Dias is a cooperative ministry between laity and clergy and shows that this relationship can work on the Weekend and in the Fourth Day. On the first evening, the meditations indicate the direction for the whole Tres Dias experience. Each morning of the three days, a meditation presents the direction for that day.

TALKS ON THE FIRST EVENING

The first evening contains two meditations which are given by clergy. For the candidates, this is a time of transition from a busy world into the Weekend. It is a time for introspection. It is the threshold to the pilgrimage. The theme of the Weekend is announced in the two meditations: **KNOW YOURSELF** and **THE PRODIGAL SON**.

KNOW YOURSELF invites the candidates to take a candid look at themselves. This meditation invites them to “come to themselves” to identify their potential and their limitations.

THE PRODIGAL SON meditation assures the candidates that, just as the father in the parable loves his two sons, God loves each one of us. He comes toward us with open arms to greet us. In fact, He expects us and has a feast ready for us. (As an option on a Women’s Weekend, the Hosea — Gomer story [Hosea 1-3], or the woman taken in adultery [John 8:1-11] maybe used.)

THE TALKS OF THE THREE DAYS

Each day begins with a meditation, given by clergy, which presents the direction of the day. All rollos for the remainder of the day pursue that direction. The final rollo is given by a lay team member who has made the message of that day a personal living testimony of living the Christian faith. This rollista demonstrates that the message is worthy and workable.

THE TALKS OF THE FIRST DAY

The talks of the first day begin the alternating pattern of lay and clergy presentations, starting with the morning meditation, **THE THREE GLANCES OF CHRIST**, given by clergy. This meditation begins the transition from introspection to a proclamation of Christ. Its message is simple. In the Gospels, three people met Jesus during His ministry and each responded to that meeting in a unique way. On this first day of the Tres Dias, Christ is revealed to the candidates.

The first rollo, **IDEALS**, challenges the candidates to think about their own habits and life situations and prepares the way for the rest of the day - - - and even the rest of the Weekend. Because ideals are basic to life and give direction to our very existence, we need to know what they are. The candidates are left to consider the question: "What are my ideals?" They are also told how they might learn the answer (by contemplating the four questions regarding time, talents, treasures and thoughts).

The second rollo is **GRACE**. Grace is the reality which makes the love of God in Jesus Christ tangible and experiential. Grace provides a bridge by which a Christian answer can be given to the questions raised in the **IDEALS** Rollo. It provides a foundation for the rest of the rollos. These rollos clarify for the candidates that God's gracious offer to us in Jesus Christ can be received personally. When the invitation is issued and the heart is receptive, then a life in grace may begin.

The third rollo speaks to **THE CHURCH**, the assembly of men and women, in all times and places, who are awakening to God's grace in Jesus Christ. We are the church, the people of God. The church is Christ's men and women, laity and clergy working in partnership, who respond to the call of God to live together in grace. The mission of the community is to be active in the world for Jesus' sake.

THE HOLY SPIRIT is the fourth rollo. This rollo teaches that God empowers the church to fulfill its mission. The Holy Spirit brings the church into being, provides the gift of faith, and calls individuals into the church. The Holy Spirit lives in the hearts of believers, guiding, comforting, and strengthening those who have received Jesus Christ into their lives. It is The Holy Spirit who provides the gifts for building up the Body of Christ and for telling the world about God's love. **PALANCA** is introduced during or at the conclusion of this rollo.

What are the results of accepting Christ, of freely receiving God's grace and the gift of faith, and of being empowered by God's Spirit in the fellowship of the church? The fifth rollo, **PIETY**, presents an answer. Piety manifests Christian qualities of life which are Christ-likeness, gratitude, freedom, and maturity. It is a life in grace. This rollo aims to awaken in the candidates, a desire to know Christ better, as they submit their weakness to His strength. It should also clearly present answers to the questions raised in the first rollo of the day, **IDEALS**. More specifically, it should make clear that for the Christian, there are not multiple ideals, but one ideal; and that ideal is that a person must focus his/her life totally and completely toward God!

THE TALKS OF THE SECOND DAY

The pattern of talks begun on the first day is continued on the second day: an alternation of talks by clergy and laity. It begins with a morning meditation on **THE FIGURE OF CHRIST** and includes a recitation of Psalms and prayers from the **Pilgrim's Guide**. This meditation opens the theme of conversion for the day: after we meet and accept Christ in faith, how do we obey Him?

The rollos of the second day, starting with the **STUDY** rollo, show the way. The candidates are taught that we can come to know, trust and obey God in Christ through the written and spoken word of the Bible. Other insights preserved in the writings of

Christian men and women throughout the centuries are also available for our study. In addition, certain modern media are mentioned, which assist us in our Christian study. With prayer as our guide, and through the power of the Holy Spirit, these study aids will teach us to not only know Christ, but to know Him better and want to follow Him.

Reading and study, however, are only part of the answer. We also come to know God in Christ through various other methods which **He** has chosen and provided. In Tres Dias, we refer to them as: **SACRED MOMENTS OF GRACE**. These acts and/or events are known in various traditions as Sacraments, Ordinances, Covenants, Church Rites, Means of Grace, and Signs of Grace. In some traditions, they are not even named; nevertheless, most of them are practiced in the various denominations and churches. This clergy rollo presents these *acts o God* as visible signs of God's presence and power and as a means of grace for our journey from our birth to our physical death. A worship service including the celebration of Holy Communion is conducted during or following this rollo.

The **ACTION** rollo states the truth that we learn to know Christ through the loving acts of His people. This rollo speaks of ***"making a friend, being a friend and bringing our friend to Christ"***. If those listening to this rollo remember nothing else, it is hoped that it would be that phrase. The Holy Spirit leads us in ways that help us bear witness to our faith. Examples are given of how the rollista has influenced others, and how the rollista has been challenged, converted and strengthened by such Christ-directed actions.

There are forces which interfere with or distort our relationship with God. These are discussed in the fourth rollo of the day, **OBSTACLES TO GRACE**. What obstacles hinder the Christian from reaching maturity? They tempt and cause us to stumble every day; they are around and within us. This rollo uncovers some of them so they may be recognized. It also teaches how, with God's help, these obstacles can be overcome.

The final rollo of the second day is **LEADERS**, an expression of our Baptism into Christ. The rollista exemplifies the message of the day. The rollista is familiar with Scripture, and actively involved in living a holy life (Col. 3:1-25). The speaker testifies of a living faith and reveals that each person who accepts God's call is a leader. We are ALL called to be leaders for Christ. Each bears witness to the presence of Christ in their life. The rollo discusses the qualities of a Christian leader. **PIETY**, and the whole of the first day, focused on one's relationship to God. **LEADERS**, and the second day, develops this relationship and stresses how the candidates can come to know Christ better -- and then share Him with others.

THE TALKS OF THE THIRD DAY

The third day, as each of the two previous days, begins with a meditation, **CHRIST'S MESSAGE TO THE PESCADORE**, which sets the course for the day. The message is that He has called each of us to be followers and to be His leaders in all areas of our daily lives. We are to join in Christ's suffering for the world through self-denial --- for the sake of the Risen Christ. It requires working in the Christian community.

The first rollo of the third day concerns the several **ENVIRONMENTS** of a Christian. It observes that if Christians are to be effective in bearing witness to Christ, they must

understand the world in which they live. They should be a positive influence, seeking out individuals to befriend with whom they can share Christ. One way to transform our environment is through person-to-person contacts; in whatever environment we are situated. This work is done with patience, perseverance, prayer and through the power of the Holy Spirit.

The last clergy rollo of the three days is **LIFE IN GRACE**. It presents the key ways for a Christian to keep in touch with Christ. In addition to the experience of the Weekend, it offers a practical program of spiritual growth. Study of the Bible, prayer, and frequently availing oneself of Holy Communion are primary means for sustaining the life in grace. A life in grace is maintained through finding peace, purpose and power in Christ. The Spiritual Director's own reflections of the Weekend and his personal testimony may be given in this rollo.

The next rollo is **CHRISTIAN COMMUNITY IN ACTION**. This rollo further develops the implications of the **ACTION** rollo, which dealt with actions of individuals. This rollo deals with community action, both in its inner life and outer witness. First, there are some projects so massive (large crusades, for example) they can only be done by, or within, a Christian community. Second, it is important for the spiritual growth of each individual, that they receive training and equipping from the Christian community. The rollo discusses how the Christian community nurtures, trains and equips its members and thereby provides spiritual nourishment for itself. Its conclusion: the Christian community, with Christ as its Head, is always greater than the sum of its parts.

REUNION GROUPS first presents a brief summary of the previous rollos of the Weekend. It is recommended that this recap be given word for word from item I. A. of the *"Commentary on the Outline"*, in order to be concise and consistent regarding the message of each rollo. It emphasizes the need to remain in community. Whereas the previous two rollos speak about community in the larger sense of the church, this rollo presents the need for candidates to receive nurture from, and to be active in, a small group. It explains the elements of a successful reunion group, as well as the dynamics of reunion groups. It also introduces the Secuela. This rollo presents reunion groups as a powerful method for helping to sustain a Christian life. Also helpful is to reinforce the message of the **ACTION** rollo (**"Make a Friend, Be a Friend and Bring a Friend to Christ"**), considering that the reunion group is a good place to bring unsaved persons and/or other potential future candidates for a Tres Dias.

As with the last rollo of each of the previous days, the **LIVING THE FOURTH DAY** rollo, given by the rector, gathers up the message of the day. Because this is the last rollo of the three days, the rector seeks to exemplify not only the message of the day, but also of the whole Weekend. The rollo presents the Fourth Day as the rest of the Christian's life. It sets forth the need and the ways to be constantly attuned to Christ's spirit and will. The underlying tone of the rollo is to persevere.

Further, the rollista speaks about how things in the outside world have not changed much from what they were when the candidates left their home and/or work on the first evening of the Weekend. The candidates are reminded to be considerate of those whom they left behind when coming to the Weekend, and not to demonstrate unusual exuberance. In Southeast Tennessee, if the Rector is married, the spouse of the rector

joins the rector at the conclusion of their rollo to offer a brief sharing about re-entry back into the world they left on the first evening.

SUMMARY

The candidates, in reality, have been presented with one talk - given in twenty segments. They have been invited to look at themselves and see who they are. They have also been reassured: No matter where they are or how far they have wandered, God is there with-open arms, welcoming them back.

They have been told that being human is to have ideals; and living a life in grace, focused totally and completely toward God, is the ***Christian ideal***. They have been told that all who have received Jesus Christ as Lord and Savior and who seek this life in grace are members of His Church; furthermore, that we are led by the Holy Spirit in that quest. They have been challenged by people who are earnestly seeking to live a life in grace.

Once we desire to live a life in grace, there arises an equally strong desire to know Christ better. We are urged to seek Him in the Scriptures, in the frequent reception of Holy Communion, and in the actions of our fellow Christian brothers and sisters. When we make this search an active part of our lives and begin to suffer through obstacles to grace, we are developing into leaders for Christ.

We are becoming effective leaders for Christ as we understand the environments in which we live. This understanding is deepened by a devotion to God and by constant contact with fellow Christians. In this way, we mature spiritually and grow in grace during our life-long Fourth Day.

TEAM BUILDING

PRE-WEEKEND PHASE

Each team member is responsible for helping to build a cohesive team. This process occurs during the formative pre-weekend team meetings. Each team member should:

- Pray without ceasing for the candidates, team, their families and the community;
- Attend all team meetings;
- Prepare for and know your team duties;
- Contribute to the sharing times;
- Make an effort to meet and know all team members;
- Participate with love in all liturgies, worship and praise sessions;
- Become familiar with the outline for each rollo;
- Enter into the rollo critique process with love and caring for your teammate and for what may affect/impact the candidates;
- Believe that the rector was chosen and anointed by God to be the human leader for the weekend; and
- Believe that God will give special power, grace and wisdom to the rector for the purpose of glorifying God during this time.

Importantly, apply to this team experience, the same mind you had on your original Tres Dias Weekend. Then, (depending upon where you made your Weekend) your rector asked you to:

- Believe that great things are possible;
- Have a spirit of openness to God and what He is asking of you;
- Have a loving concern for one another and total trust in God;

or

- Receive things in a Spirit of Idealism;
- Receive things in a Spirit of Cooperation; and,
- Receive things in a Spirit of love.

THE WEEKEND

The second area of common responsibility takes place during the Tres Dias Weekend. You are important in the process of making the Weekend effective. Some actions which are helpful include:

- Learn as many of the candidates' names as possible;
- Be as available as possible to the candidates during breaks and off-hours for fellowship and to get to know them;
- Wear your name tag;
- Observe the silent retreat time during the first evening;
- Share in the financial support of the Weekend;

- Perform the tasks assigned to you to the best of your ability, letting others do theirs; and,
- Trust the rector as God's chosen leader for the Weekend.

Remember that you will be blessed most when you are serving with love and humility.

POST-WEEKEND

The final formal team responsibility is to critique the Weekend. This takes place soon after the Weekend and is usually the last time the entire team will gather. The purpose of this team meeting is to review Weekend experiences so that we may encourage those actions which were supportive of *"The Essentials of Tres Dias "*, and learn from those that were not. Team members should review the Weekend in realistic, objective terms, carefully regarding the dignity of the rector. The rector will be using this data as the basis for a written report to the local Secretariat. While the critiquing process may vary from community to community, it is best when the local community has a prepared questionnaire to elicit responses from team members, in addition to encouraging them to write their unsolicited comments in narrative fashion. The team should use *"The Tres Dias Essentials"* as a guide for measuring the value of the pre-weekend and Weekend activities, possibly following along on the local communities "Detailed Schedule" as a convenient way to cover all activities.

While the first sentence in the previous paragraph spoke about the final **formal** team responsibility, there is nevertheless, an informal responsibility the team has with regard to-the new pescadores. The team (particularly table leaders and team leadership) should stay in touch with new pescadores, pray for them, and encourage them well into their Fourth Day. A couple of ways to do that is to have one or two team and candidates group reunions or a couple of reunions of the people at each table.

THE ESSENTIALS OF TRES DIAS

© COPYRIGHT 2012 BY TRES DIAS, INC.

1.0 Preamble

The TRES DIAS Movement endeavors to bring Christians to a closer, more personal walk with their Lord Jesus Christ and encourage them to Christian leadership and Apostolic Action in their environments.

TRES DIAS is based on the principles, the method, and the teachings of the Roman Catholic Cursillo movement initially proposed by Eduardo Bonnín and his fellow Christians. Each candidate goes through three phases of the TRES DIAS movement: the pre-weekend, the three-day weekend¹ and the Fourth Day. TRES DIAS is a Christian ecumenical movement.

"The founders of the Cursillo movement saw a world of great need around them. They knew that the answer to the needs of the world had to be Christ and His Grace; but ... they saw Christians who did not live for Christ, and they saw a church that was ... ineffective and without life. They developed the Cursillo to meet part of this problem: to provide any part of the church which was ready to undertake the formation of Christian life with all the people it needed -- people who would have the deep dedication to Christ and to bringing all peoples to Him -- people who would undertake a regular program of formation in Christianity, and who would make their Christian life conscious and vital -- people who would understand how to be part of a unified apostolic effort."²

The main teaching of TRES DIAS is God's unqualified love for each of us through grace. It asks each member of the TRES DIAS community to grow in their personal piety, to study God's Word and other Christian writings and to express their love for Christ in Christian Apostolic Action.

These three aspects of Christian growth are stressed in the cloistered environment called, "the weekend." An invitation is issued during the weekend for each Pescadore to join a small group of his/her own choosing for continued support, prayer and encouragement.

In order to ensure consistency and stability within the TRES DIAS Movement, there must be certain essential aspects to which all TRES DIAS organizations conform. These Essentials fall into two categories: those which are quantitative and those which are qualitative in nature. It is the intent of TRES DIAS to use both of these categories as criteria for chartering local secretariats.

It should therefore be the policy of local secretariats to comply with these Essentials. Policies of local secretariats which deviate from these Essentials must be reviewed on an individual basis and are subject to the approval of TRES DIAS.

2.0. Essentials of the Movement

1. TRES DIAS Is A Christian Movement.

The ultimate objective of the TRES DIAS movement is to strengthen and extend the

Body of Christ. No TRES DIAS organization shall change the teachings or practices of the TRES DIAS Movement to accommodate the participation of non-Christians.

For the purposes of these Essentials, "Christian" is intended to refer to those who are seeking a closer relationship with Jesus Christ as their Lord and Savior.

2. TRES DIAS Is A Christian Ecumenical Organization.

All TRES DIAS organizations shall actively seek the participation of persons from all the Christian denominations in their environment.

All TRES DIAS organizations shall stress those things which the Christian denominations have in common and respect those things which are different.

All TRES DIAS organizations have the duty and the authority to protect the TRES DIAS ecumenical structure.

3. Tres Dias is a Lay-led Movement. TRES DIAS is a lay-led organization; however, the active participation of the clergy is both essential and to be encouraged.

4. TRES DIAS is a Non-Profit Movement.

TRES DIAS organizations should pursue prudent fiscal policies. They shall avoid accumulating assets beyond what is required to carry out their part in the TRES DIAS Movement.

5. The TRES DIAS Movement Shall Not Assume the Role Of A Denomination

TRES DIAS is not a church-substitute; rather, it encourages Christians to worship and serve in their home congregations, as leaders.

6. Tres Dias Is Not A Service Organization

The TRES DIAS Movement encourages Pescadores to participate in "worthy projects." TRES DIAS organizations shall limit their activities to those related to carrying out the Tres Dias method.

3.0 The Essentials of the Tres Dias Method

1. The three sequential phases of an individual's involvement shall be: The Pre-Weekend phase, The Weekend phase, and The Fourth Day phase.

2. The object of the Pre-Weekend Phase is to prepare individuals for effective participation in the Weekend.

3. The purpose of the Weekend, in terms of method, is to prepare individuals for effective participation in the Fourth Day.

3.1 The Essentials of the Pre-Weekend Phase

1. That the candidate be sponsored for participation in all phases of the Tres Dias Movement, rather than just the Weekend.

2. That Candidates be sponsored by a member of a chartered Tres Dias community or similar community approved by TRES DIAS.

3. That candidates have a desire for a closer relationship with Jesus Christ as their Lord and Savior.

4. That candidates be accepted candidates from all Christian denominations.

5. That candidates be at least 21 years of age. However, if a local secretariat, using its best judgment, finds a sound and compelling reason (such as a spouse of a pescador, or military personnel), it OCCASIONALLY, on a case-by-case basis, may accept a candidate who is at least 18 years of age.

6. That candidates have not previously made a Tres Dias Weekend or a similar experience recognized as equivalent by TRES DIAS.

3.2 The Essentials of the Weekend Phase

1. The weekend has the following characteristics:

- A. It is a weekend of living in Christian community involving a combination of carefully developed activities and teachings which are meant to lead to a fuller personal commitment to Christ.
 - B. It embodies personal witness, but is not a revival meeting.
 - C. It employs group dynamics, but it is neither sensitivity training nor group therapy.
 - D. It employs theological instruction that encourages the candidate to study his/her own Christian beliefs, but it is not a course in doctrine.
 - E. It includes a period of silent introspection, but it is not a retreat.
 - F. It is a renewal experience for Christians and is not necessarily a conversion experience.
 - G. It asks for basic faith, openness and seeking attitude on the part of the Candidate, but involves a great amount of dedication, prayer and careful planning on the part of the team.
 - H. It is an encounter with the Holy Spirit. However, TRES DIAS is not a "charismatic" movement.
 - I. The Weekend is a tool of God, not an end in itself. The weekend will not produce a permanent effect without Fourth Day activity.
2. The Spiritual Directors should be qualified to teach and counsel in spiritual matters.
 3. At least one of the Spiritual Directors on the Weekend should be ordained and be authorized to regularly celebrate Holy Communion by his/her denomination. For the purposes of these Essentials, "clergy" is intended to refer to those persons qualified to serve as Spiritual Directors.
 4. That men and women attend separate Weekends. The Spiritual Directors are exempted.
 5. Team members represent a spectrum of Christian denominations.
 6. That team members have previously made either a TRES DIAS Weekend or a similar experience recognized by TRES DIAS.
 7. That the Rector must be a layperson and be responsible for all aspects of the Weekend, under the authority of the local sponsoring Secretariat.
 8. That the team meets prior to the weekend to: promote community, receive instruction on the dynamics and critiques ALL Rollos.
 9. That the TRES DIAS weekend be an intensive three-day program lasting approximately 72 continuous hours.
 10. That the team and Candidates live in a cloistered environment for the entire Weekend.
 11. That lay-talks may not be given by clergy, and Spiritual Director talks may not be given by a lay person.
 12. That the Weekend begins in the evening with the following agenda:
 - Introduction given by the Rector
 - Start silent retreat to end after chapel the next morning
 - **Know Thyself** meditation, given by clergy
 - **Prodigal Son** meditation, (or alternatively, or a women's weekend, the Hosea-Gomer account as recorded in Hosea 1—3, or the account of the woman caught in adultery, as recorded in John 8:1-11) given by clergy
 13. That the first day of the Weekend will have the following agenda:
 - **The Three Glances of Christ** meditation given by clergy
 - The **Ideals** Rollo, given by a lay person
 - The **Grace** Rollo, given by clergy
 - The **Church** Rollo given by a lay person

- The **Holy Spirit** Rollo, given by clergy
 - The **Piety Rollo**, given by a lay person
14. That the second day of the Weekend will have the following agenda:
 - The **Figure of Christ** meditation, given by clergy
 - The **Study** Rollo, given by a lay person
 - The **Sacred Moments of Grace** Rollo given by clergy, followed by Holy Communion
 - The **Action** Rollo, given by a lay person
 - The **Obstacles to Grace** Rollo, given by clergy
 - The **Leaders Rollo**, given by a lay person
 15. That Chapel visits by each table occur the afternoon of the second day.
 16. That the third day of the Weekend will have the following agenda:
 - **Christ's Message to the Pescadores** meditation given by clergy
 - The **Environments** Rollo, given by a lay person
 - The **Life in Grace** Rollo, given by clergy
 - The **Christian Community In Action** Rollo, given by a lay person
 - The **Reunion Groups** Rollo, given by a lay person
 - The **Living The Fourth Day** Rollo, given by a lay person
 - The Apostolic Hour
 - The Closing
 17. That chapel visits by each table occur the third day, preferably in the morning.
 18. That table discussions follow each Rollo **except** the Fourth Day.
 19. That all Rollos and meditations follow the dynamics and outlines authorized by TRES DIAS.
 20. That the team and Candidates have the opportunity to celebrate Holy Communion each full day of the Weekend.
 21. That a diversity of environments and viewpoints must be attempted in planning the Weekend itself and in forming the tables.
 22. That the freedom of self-determination of each candidate be respected.
 23. That the lay Rollos be informal talks of a witnessing or sharing nature.
 24. That a friendly, creative Christian environment must be developed and fostered during the TRES DIAS weekend, as opposed to a coercive or manipulative environment.
 25. That the schedule allow time for informal personal contact among the team and Candidates.
 26. That the Closing be as well prepared as other activities of the Weekend.
 27. The sponsoring Secretariat encourages the community to participate in the weekend through spiritual and service Palanca.
- ### 3.3 The Essentials of the Fourth Day Phase
- The Pre-Weekend and Weekend phases are only a prelude to each individual's Fourth Day.
1. Reunion Groups
 - a. That local Secretariat encourages Pescadores to participate in Reunion Groups.
 - b. That local Secretariat utilizes the form of Reunion Group known as the "Working Reunion Group" to carry out the activities of the Tres Dias Movement.
 2. Secuelas

- a. That local Secretariat sponsor regularly scheduled Secuelas; preferably at least once each month.
- b. That each Secuela include an opportunity for Pescadores to participate in the form of Reunion Group known as the "Floating Reunion Group."
- c. That each Secuela includes a "Fourth Day Talk".

4.0 The Essentials of the Local Secretariat Organization

The function of the local Secretariat is to conduct an effective program in accordance with the Tres Dias Method. Each local Secretariat must have a document, approved by its membership, describing its structure and operating procedures. The members of a local Secretariat must have completed a TRES Dias weekend or a similar experience recognized by Tres Dias. All Pescadores of the TRES DIAS community whom the local Secretariat claims to represent must be eligible to serve as voting members and officers of the secretariat, providing they agree to meet, uphold and follow the qualifications as outlined in the local community's Constitution and By-laws. The local Secretariat have a plan for the periodic election of new members. The local Secretariat must be the sole sponsor of a Tres Dias Weekend held in its community. Each local Secretariat must sponsor at least two (2) TRES DIAS Weekends each year. For the purposes of chartering, this requirement may be waived by TRES DIAS.

¹ Although the three-days are referred to as "The Weekend" the three days of the "Tres Dias Weekend" need not include Saturday and/or Sunday. The "TRES DIAS Weekend" may be held on any three consecutive days of the week.

² Adapted from TRES DIAS, NOTES ON METHOD, STRUCTURE AND DYNAMIC March 1974.

THE ESSENTIALS OF TRES DIAS

RATIFIED: JULY 1980, POUGHKEEPSIE, NEW YORK

REVISED: OCTOBER 1984; JANUARY 1986; JANUARY 1993; OCTOBER 1994, JULY 1996, JULY 2005, JULY 2012

© COPYRIGHT 2012 BY TRES DIAS, INC.

Tres Dias of Southeast Tennessee Professor Debriefing Form

Weekend # _____ (Men _____ Women _____)

_____ Professor Name _____

What was your overall impression of the weekend and team meetings?

Please list any areas that, in your opinion, need improvement.

Please describe any elements of the weekend that you feel were new or particularly successful.

Did you have any problems with any particular team members? (Please elaborate on the problem)

Please describe any outstanding efforts or actions by team members in your area.

Describe anything that could be done to help professors on future weekends.


Please provide any other comments you may have.

Please return this form to the Assistant Head Cha at the end of the weekend; your duty is not complete until this form is turned in.

TRES DIAS OF SOUTHEAST TENNESSEE

ENVIRONMENTS PROFESSOR TEAM BOOK

Welcome to Christ's team. Whether this is your first team experience or one of many, it is the prayer of this community that it will assist you in developing a closer walk with our Lord and Savior, Jesus Christ.



ABOUT THIS BOOK

1. This book is used by men and women
 - Male pronouns (he, him his, etc.) are a convention of convenience and are understood to mean both male and female.
2. This book is intended to HELP
 - Please forgive its failings
 - Please help improve it by emailing your suggestions to your respective Leader's Person
3. This material is based on the Tres Dias International "Tres Dias Team Guide for Team Members" copyrighted 2005 by Tres Dias, Incorporated.
4. Please complete the Professor Debriefing Form at the end of this book and give it to the Assistant Head Cha at the completion of the weekend.

De Colores,
Your TDSETN Secretariat

TABLE OF CONTENTS

SECTION ONE

Professor Training Notes	Page 3
--------------------------	--------

SECTION TWO

Purpose of the Rollo	Page 6
Outline of the Rollo	Page 7
Commentary on the Rollo	Page 8

SECTION THREE

What is a Table Leader	Page 12
Brief Overview of All Rollos	Page 13
Planning/Preparing/Giving a Rollo	Page 14
Service Cards	Page 18

SECTION FOUR

The Relationship of the Talks	Page 19
Team Building	Page 25

SECTION FIVE

Tres Dias Essentials	Page 27
----------------------	---------

Professor Training – Speaking and Silent

Topics Covered:

1. **What is a professor?**
2. **What are the duties and responsibilities?**
3. **How shall a professor act?**
4. **What problems may I encounter? What are some techniques for handling these problems?**
5. **What are some common mistakes to be aware of?**
6. **What is a commitment/service card?**
7. **Writing a Rollo or talk.**

1. What is a professor?

- Another name for professor is table leader. You lead and guide the candidates through the material presented over the three days. This is a leadership position.
- There are two (2) professors at each table, one (1) experienced (dominant) and one (1) inexperienced. Six (6) of the 12 professors are experienced, i.e. they have served as a professor previously.
- Either position can be speaking or silent. There are nine (9) speaking professors and three (3) silent professors. You are there to share your wisdom and your relationship with Christ to others.

2. What are the duties and responsibilities?

- The primary duty of a professor is to be a servant and to love.
- The name “silent” professor can be misleading. The duties and responsibilities are the same at the table whether you are giving a Rollo or not.
- Pray for the team, candidates and your table.
- Study the structure of Tres Dias, and learn the key points of all the Rollos so you may easily lead and guide your table through the material.
- Study commitment/service card explanations in professor book in preparation to direct your table.

3. How shall a professor act?

- The key is to be a good example. You must set a good example for the candidates to follow. You will be a demonstration of obedience.
- Be the first to answer the bell and be on time in the Rollo room, chapel and meals.
- Take notes for all the talks. Do not stop taking notes even after being revealed.
- Be a good listener, only talk when necessary. If no one starts a discussion, then ask a question on the subject to the table in general, or to a specific candidate. Ask something that requires more than a “yes” or “no” answer.
- Your job is not to make the candidates “get it”, but to demonstrate the love and grace of God to them.
- Silent professors do not remain silent. This can be a distraction to the table throughout the weekend.
- Make sure that both professors do not leave the table at the same time. This will help keep discussions on track.

- **Be yourself.** God chose you because of who you are: your personality and experiences. Be the same before you are revealed as you are after you are revealed. Remember your intent is to share and instill love and trust in the candidates, not to deceive.
- **Be honest and truthful.** Answer all questions when asked, however, don't volunteer too much information. Once revealed, there is a tendency to focus on you and look to you for all the answers. This defeats the purpose of table discussions. In this case, try to answer their questions with a question.
- If you need to talk to the Rector or teammates, please don't whisper or make it appear that you are trying to hide something, or keep something from the table.
- First day at the table may be the hardest because you don't know how your table will react. Even though you may not know it, you are being watched by the candidates, and are a direct influence on their attitude and receptiveness. Again set a good example.
- Second day there is usually more sharing, however, be prepared that you might have to share personally first. Make every effort to keep the discussion on the subject. Again, be a good listener and show concern.
- Third day it is again important to keep table discussions on the subject. This is also a good time to clear up and emphasize any points from the weekend that need to be revisited.

4. **What problems may I encounter? What are some techniques for handling these problems?**

- You may have some that like to talk too much. You may slow them down by asking a difficult question. It is best to listen at first, then, when you get a chance, thank them and ask the table what they think.
- You may have some that don't talk much. They may be timid, insecure or just taking it all in. Don't pressure these people into speaking. Try to draw them in to feeling like part of the group by asking them "yes" or "no" questions and then express your agreement with them.
- You may have some that are aggressive or argumentative. Don't let them upset you or the table. Try to find some value in what they say and emphasize this and move on. Asking questions is the suggested method of directing the table.
- Sometimes there may be a role reversal in the candidates as the weekend progresses. The quiet ones will talk and the talkative ones will be quiet.

5. **What are some common mistakes to be aware of?**

- You may talk too much at your table.
- Not listening can lead to not being aware of what is happening at your table, or on the weekend.
- Get the names of your table right and pronounce them right. This can mean a lot.
- Do not try to do excessive amounts of palanca on the weekend – complete it before you leave home.
- Never bring up negatives and always accentuate the positive.
- Never lie to or deceive anyone. Answer all questions when asked, however don't volunteer too much information.

6. **What is a commitment/service card?**

- This card is to assist you in continuing to grow in Christ.
- Further explanation is in your professor book and in team section meetings. Please study.
- Emphasize at your table that these are only guidelines. These cards are by no means Tres Dias “rules” that have to be followed.
- Please recommend to the candidates to be realistic in their times as they make commitments. It may be helpful to have your own card on the weekend, and share your own personal experiences.

7. **Writing a Rollo or talk.**

- Spend time in prayer before writing the first word. God already has the talk for you if you are prepared to listen to Him.
- Read the outline and the summary carefully.
- The “write-downs” to be included in the talk are the actual outline. Do not omit or change any part of the outline. All points must be covered.
- It is **not** recommended that you read talks previously given on a weekend. Your talk should be unique to this weekend. You may use parts of the outline summary in your Rollo if you want to.
- The talk must not exceed the time limit of 30 minutes – including your song. Piety time limit is 45 minutes.
- The outline is only the skeleton. Include personal sharing that emphasizes the talk you are giving. (If your sharing is primarily on action, but your talk is on study, it is not relevant) Ask God what He wants you to share.
- If the talk includes something about another person, (including your spouse or ex-spouse) please ask that person’s permission to share. If they say no, then do not include it in your talk. God will honor your obedience.
- Have your talk completed to turn into the Rector at least one week prior to the first team meeting or the date requested by the Rector. You should email your talk to the rector by that date. The rector will forward your talk to the Backup Rector and the Secretariat Leaders Person to review. The Rector will assign you a practice talk date at the team meetings. The team will hear and critique all the Rollos that will be presented on the weekend. The Rector will give you feedback from your practice talk.
- Do not change your talk after approval from the Rector. Do not change your talk on the weekend without approval of the Rector.
- As you read over your completed talk, ask yourself if it gives the listener the vision of the talk as presented in the outline summary.
- Become very familiar with your talk – practice.
- Write out everything you plan on saying.
- It is suggested that you do not bind or staple the pages, but simply slide the pages over on the podium. Be sure to number the pages.

ENVIRONMENTS

PURPOSE AND SITUATION OF THE ROLLO

ENVIRONMENTS is the first rollo of the third and last day of the Weekend. It begins the third phase of the Weekend, the re-entry into the world.

The first day presents the Christian Ideal, the priority of living a life totally dedicated to God. The second day is a day to learn how this life of grace is nurtured and developed through Piety, Study, and Action while taking one's place as a Christian Leader — influencing others for Christ. The rollos of this day are based on the candidates' normal environments, their daily Christian walk, their communities of Christian action, and their small group participation.

Today the candidate is to learn how he/she can live in the world and influence every situation to see many come to Jesus. The vision of the candidate is turned, through Christ, from themselves (inward) to bringing the life of grace to the world (outward); fully realizing **Whose** they are and filled with the confidence of Christ who has overcome the world. Today the candidates will discover the task ahead in their environments. Hopefully they will realize they are empowered by the Holy Spirit with the support of the Christian community.

The Environments rollo should challenge the candidates to discover, assess and then influence their environments. The candidates should see the state of the world today and the urgency to win over their environments for Christ. This rollo is intended to fill the candidates with optimism over the many opportunities to reflect Jesus, knowing Jesus has already secured the victory.

The points in the outline are best clarified with short, to the point witnessing.

Time objective: Should not exceed 30 minutes

ENVIRONMENTS

OUTLINE

- I. INTRODUCTION**
 - A. What are my environments?**
 - B. Understanding our environments**

- II. PREPARATION FOR CHANGING OUR ENVIRONMENTS**
 - A. Preparing ourselves**
 - B. Seeking God's will through:**
 - **Prayer**
 - **Bible Study**
 - **Christian Fellowship — holding one another accountable**
 - C. Preparing a plan of action**

- III. TRANSFORMING OUR ENVIRONMENTS FOR CHRIST**
 - A. By example**
 - B. Meeting others where they are**
 - C. Accepting leadership**
 - D. Through patience, prayer, and perseverance**

- IV. CONCLUSION**
 - A. Our environments are comprised of groups/individuals in our lives**
 - B. Making Christ known in our environments**

ENVIRONMENTS

COMMENTARY ON THE OUTLINE

(This material is intended as a study aid for the Rollista. It is not intended to be the rollo.)

I. INTRODUCTION

There is an urgency to bring Christ into every part of the world. To do so, each of us must do our part... we must bloom where we are planted. We must not forget that a plant does not choose its place. It uses the soil in which it finds itself to grow and bear fruit. So must each of us. Environment is the combination of the circumstances which come together in a given time and place. Wherever you are at any given time, whoever you are with, whatever you are doing... that is your environment.

A. What are my environments? Most think of environments as the natural surrounding: lakes, forests, seas, and skies. As a Christian leader, we need to broaden our understanding of our environments to include the people we find in every situation; such as at home, on the job, in recreation, when shopping, at church and socially.

B. Understanding our environments. Each environment is different and is made up of different people. It is not so much about each person; but the atmosphere or attitude that is created by the mix of people and the event. These environments consist of ourselves, others, and the group as a whole. Christ is already present and active in all environments. As a part of each of these environments, we have influence over them to some extent. We are called to influence people in our environments for Christ, through our natural involvement and interaction. As Christians, we can effect changes for God's purposes ... we must be God's instrument for change.

II. PREPARATION FOR CHANGING OUR ENVIRONMENTS

Because we have an influence on each environment, we should have a plan to bring the positive influence of Christ to each of these. In order to make any change, we need to know ourselves and Whose we are, as well as our task at hand; understanding that Christ is our strength, and knowing the only successful changes we can make in our environments are the ones that are in accordance with God's will.

A. Preparing ourselves. We are a part of our environments. We must be willing to be used by God to accomplish something and have a willingness to make choices in harmony with Christ. We cannot wait until we think we are fully mature in the Lord to make an impact. We become ready for our Christian challenge through submission to God and His will for us. Through prayer and study, we draw closer to Christ and are better able to discern His will in every situation. Love is the motivation of what happens between a believer and Christ and then between a believer and others. We can love others to Christ

because He first loved us. (1 John 4:19) It is easier to gain a friend for Christ by loving them where they are than it is by condemning their actions.

B. Seeking God's will through:

- **Prayer.** It is through time with Christ in prayer that we submit ourselves to Him and are strengthened by Him. Scripture says we can do nothing without Christ. (John 15:5) By abiding with Christ we can develop the spiritual gifts for the task ahead. Through prayer we learn to hear and obey God's Word. Prayer transforms our relationships.
- **Bible Study.** In His Word, we find purpose for our lives. We learn of Christ's nature and His unfailing love for all. The Bible gives us strong examples of how to encounter situations in our environments. Study also means analyzing our environments. Study helps us to ask them, 'Where are you coming from? Where are you going? Do you see Christ keeping company with you on the road?'
- **Christian Fellowship – holding one another accountable.** We need to hold one another accountable. As we seek to be a Christian influence in our environments, we need fellowship with other believers; this is to offer each other our enthusiasm and encouragement through prayer and support. Through Christian friends, we hold each other accountable, help each other stay focused on Christ and become better equipped to reach out within our environments. As we witness together, we offer each other the enthusiasm and encouragements of palanca: works of mercy, sacrificial deeds, signs of the Holy Spirit's presence, and evidence of solidarity in community. Because of this Christian fellowship, we are never alone in our quest to bring Christ to the world.

C. Preparing a plan of action. We must develop a plan and establish priorities for bringing Christ to our environments, preparing our mind, will, and heart for the task. We prepare for a plan of action by seeking God's will, preparing ourselves through prayer and study and receiving the support of our fellow Christians.

II. TRANSFORMING OUR ENVIRONMENTS FOR CHRIST

A. By example. The light of Christ shining through us is what draws others to Christ. We can show them that a life in grace brings hope and joy, and is attractive and possible.

B. Meeting others where they are. As we heard in the Action rollo: 'Make a friend, be a friend and bring your friend to Christ'. The candidate needs to be willing to invest his/her life in making friends with those who don't know Christ. In our environments, we might meet people who love and support us; people who have needs and make demands upon us; people who are hostile and antagonistic; people whose lifestyles, values, and cultures, as well as faith, differ from ours. We need to try and understand them. What are their

stories? The dreams they dream? Goals they pursue? We need to know who are the believers, the doubters, the seekers, and the skeptics. It is most important to find common ground with those you wish to influence.

C. Accepting leadership. God calls us to understand and interpret the world in which we live; to see what is happening in a particular time and place. One of the most important things a believer can give to others is themselves. Leadership goes beyond simply giving of our time. It should also include all aspects of ourselves, just as Christ did for us. As we grow in our relationship with Christ, we are often called to step up and accept our leadership responsibilities. Because we have become prepared through piety and study, we can accept this leadership call to action.

D. Through patience, prayer, and perseverance. We will meet many different people in our environments. Some will be easy to befriend and lead to Christ. Others might not know God; some don't want to know God and some might feel they don't need to know God. There are many hurting and needy people in our environments. Changes in ourselves and others take time, patience, prayer, and perseverance. We seek unity with Christ and each other, not uniformity in doctrine or behavior. We must put on the mind of Christ and be patient (as Christ has been with us), be in prayer for them (go to the One who has all the answers), and persevere (knowing Christ and I are an overwhelming majority). (Phil.4: 13; Phil. 2:5)

III. CONCLUSION

A. Our environments are comprised of individuals and groups in our lives. We are each placed in many environments, with many different people. A Christian sees Christ everywhere in his/her environments.

B. Making Christ known in our environments. It is only as we dwell in the light and joy of Christ's presence that we can see the world as a meaningful field for our Christian action. Through prayer, study, and Christian fellowship, we are enabled to leaven our environments...and we win the victory over the world by means of faith. "Who is it that overcomes the world? Only he who believes that Jesus is the Son of God." (1 John 5:4-5 NIV)

(The Rollista is encouraged to end the rollo with words to the effect of 'May the Lord of the Church bless you as you transform your environments for Christ'.)

Note to the rollista: *There is far more subject matter in this "Commentary . . ." than is required to meet the time objective of the rollo. While it is necessary to speak very briefly on each item listed in the outline, be careful to select for expansion, only those items for which you have something significant to contribute - - usually through personal experience. Remember, the more important part of the Weekend will occur during table discussions than what participants will learn or remember from hearing the rollo. The rollo is meant more to spark ideas for the table discussions than it is meant to be instructive.*

Time objective: Should not exceed 30 minutes.

ENVIRONMENTS

BIBLE REFERENCES

(These Bible references are included here to help the rollista understand some of the biblical background of the rollo. The list is neither complete nor is it intended to become part of the rollo. Read the references and listen for the Word of God.)

Genesis	12:1	God send Adam from his country
Psalms	37	Trusting in God
Matthew	5: 13-17	You are like salt of the earth, light of the world
	6:1	False piety
	7:7-8	Ask, seek, find
	10:8	The mission of the 12
	22:37	The great commandment
	28:19	The great commission
Luke	10	Mission of the 70
John	8:12	Follow Christ the light of the world
	13:34	A new commandment
	14:2-17	Ask in His name
	15	Abide in God
	21:15-19	Feed my sheep
Acts	2:47	The increase of the community
	10:44-45	The Holy Spirit falls upon the Gentiles
Romans	8:25	Hope is always possible
	15:1-6	Help the weak
Galatians	5:6	Faith expressing itself through love
Ephesians	4:1	Lead a life worthy of your calling
	6: 10-18	The armor of God
Phil	2:15	Shine like bright stars
Col	3	Holy Living
	4:2	Devote yourself to prayer
2Tim	2:2	Hand on
	4:7	Fighting the good fight
	6	Prayer
	12: 14-15	Take a Christian attitude
	4	A living hope
	4:19	We love because he first loved us
	5:4-5	Victory
	5: 14-15	Confidence in God
Philemon	6	Prayer
Hebrews	12:14-15	Take a Christian attitude
1 Peter	4	A living hope
I John	4:19	We love because he first loved us
	5:4-5	Victory
	5:14-15	Confidence in God

What is a Table Leader?

Those team members who sit at the tables are called table leaders. Some of them may also give rollos (rollistas). (In some communities, table leaders are referred to as “professors” and “silent professors”).

During the team meetings, the table leaders, especially those who are not giving rollos, have a great opportunity to observe the unity and wholeness of the team as it develops. The rector is managing the Weekend; the auxiliaries (Chas) are supporting the physical needs of the team meeting and planning to meet the needs of those who will be attending the Weekend; the rollistas are concentrating on their rollos. Consequently, the table leaders are the ones who are free of other responsibilities and who frequently can supply the insight and support which can help bring the team together as one body, in unity of purpose, under Christ.

During team meetings, while every team member is important to the critiquing process, table leaders (and ex-rectors or others who have previously given a certain rollo) are especially key in the important task of rollo critiquing. They are ideally placed to focus on the rollo outlines and the flow of the Weekend. During the Weekend, knowing the content of the rollo, they should use that knowledge to aid in the table discussion.

Once the Weekend begins, the task of the table leader is to unite those at the table to which they have been assigned. Table leaders need to be especially available to the candidates assigned to their tables. The candidates at the table, the Weekend’s little Reunion Group, are the object of the table leaders’ special attention and affection.

During the Weekend, the most important interaction occurs at the tables. This is the first time many of the candidates will have had experience in a small reunion group. In this group, they often learn to share openly and honestly about their lives. It is also where they frequently laugh, cry and pray together and develop a trust relationship which often lasts long after the Weekend has ended.

Brief Overview of the Rollos

The IDEALS rollo is designed to start us thinking about the purpose and plan for our lives. It encourages us to set goals that are lofty and attainable. That our lives change and so do our ideals.

The GRACE rollo shows us that God can enable us by His grace to overcome all our fears about failures and achieve any God given ideals.

The CHURCH rollo shows how we each need to be an active part in our church; to fulfill our roll in the body of Christ.

The HOLY SPIRIT rollo begins to show us just how much Jesus loves us and that through the power of the Holy Spirit we can become more than we are.

The PIETY rollo begins to open our hearts to a new perspective of our life...directing it entirely, on purpose, to God and His kingdom work.

The STUDY rollo shows us the importance of knowing God's word in order to live a life of piety. How can we live in victory if we don't have the weapons to fight the good fight? This talk should make us see the beauty and value of knowing God through His Word.

The SACRED MOMENTS OF GRACE rollo takes us to the foot of the cross to see just how much Jesus loves us and the high value He places on each of us. This is the time for self examination to make sure we have a salvation relationship with Christ.

The ACTION rollo challenges us to take our faith and our hope out into the world around us. Not just to be laymen in the church but everywhere we are. To show us that action does not have to be big things, but a life lived to God's glory.

The OBSTACLES TO GRACE rollo shows us the truth about the struggle involved in our daily walk of piety, study and action. The enemy will not leave us alone if we are determined to follow Christ.

The LEADERS rollo calls us to a higher level of thinking...that we are actually to be leaders. Not just someone who takes action but someone who leads others to take action. We can do all things through Christ.

The ENVIRONMENTS rollo then reminds us that we will be going home, back into our own unique environment. God has placed us there to be Jesus with skin on to our little world...home, work, play, church and community.

The LIFE IN GRACE tells us more about walking out the truths we have learned during the weekend. It can all be done.

The CCIA (CHRISTIAN COMMUNITY IN ACTION) rollo reminds us that we are not lone rangers. There are many Christian communities that we belong to...church, Tres Dias, bible study, Sunday school, young life....and a group effort can make an immeasurable difference.

The REUNION GROUPS rollo offers reunion groups as an additional means of enhancing a personal relationship with Christ.

The LIVING IN THE FOURTH DAY rollo gives new information regarding tools to help the new Pescadores in their new life journey...reunion groups, Secuelas, working weekends. It also cautions them about returning to their environments with a "know it all attitude." It gives them direction in beginning their fourth day.

HOW TO PLAN, PREPARE, AND GIVE A ROLLO

On a Tres Dias Weekend, a rollo should be a concise, well prepared and critiqued talk containing a balance of teaching and witness. As a rollista, your goal is to strive for brevity and balance in your rollo. The rector for the Weekend, and others in the community who are involved in team selection, see this potential in you.

You are urged to study this section with even more diligence because each Weekend is new and different.

BEFORE YOU START

1. Pray! Prayer will focus your heart and mind upon the task God has established for you in the context of this Tres Dias Weekend. Ask yourself “Why has God chosen me for this talk?”
2. Read carefully, the section on the *“Relationship of the Talks.”* If you are assigned to present the *“Ideals”* Rollo, don’t write it in such a fashion that it has any heartrending witness, as might the *“Piety”* Rollo.
3. Before you begin to prepare your Rollo, read the sections that deal with the *“Purpose and Situation”*, *“The Outline”*, and *“The Commentary on the Outline”* for your own rollo.
4. Read the Scriptures indicated in the *“Bible References”* section for the rollo. These are included to stimulate your understanding of the Christian teaching embodied in the rollo. They need not become part of the rollo, though they may be used as you deem appropriate for the rollo.
5. Ask your rector the following questions.
 - Will I be assigned a mentor to assist me with the writing of the rollo? (frequently done for a first-time rollista)
 - Should I show a written draft of the rollo to you or to a mentor you will assign to me before it is presented for critiquing by the entire team? (Frequently done for a first-time rollista)
 - At which team meeting is the rollo to be critiqued by the entire team?
 - Are there other responsibilities in addition to preparing and delivering the rollo? (e.g., any suggested table discussion questions, references for a Weekend book list, which might be required if the *“Study”* Rollo is the one being assigned, etc.)

If you have taken the suggestions presented in the above paragraphs seriously, you may feel overwhelmed. You may want to say far more than could possibly fit within the time constraints of the rollo. The *“Commentary on the Outline”* often includes much more ideas and material than can be used in the rollo; also, the material in the *“Commentary...”* is **not** to be used and presented verbatim. While you may use the ideas, the words should be your own. Remember that many others have done this rollo before you. So, count this abundance as a blessing and thank God for it. Prayerfully select the choicest fruits from the harvest before you. Remember, **the outline is just a skeleton**. The sinews, flesh, skin and blood needs to be put there by you. However, the Holy Spirit will breathe life into the rollo (Ezekiel 37), if you will only surrender to Jesus and ask for His assistance as you step to the podium to present the talk.

THE FIRST DRAFT

Some rollistas may have difficulty producing the first draft of their rollo. While there are many good books on the subject, a highly recommended approach is to quickly capture your own first thoughts. Let your ideas flow; get something down on paper (or on the computer). At this juncture, it is not important to have everything in the proper order. Look at the *Outline* and select a point; begin to capture and record those thoughts. Forget, at least for the moment, about grammar, punctuation and formatting; those details can be done later.

Since you are required to include the topics listed in the rollo “*Outline*” in this *Guide*, start preparing your rollo from that outline. Use examples from your own experience and heritage to expand the basic outline. The candidates need to hear about the real you in the rollo. If you have any concerns or problem with the required material, speak with the rector. The rector will either answer your concerns/questions or refer you to someone who can assist you.

If the rollo is to contain your personal testimony, include it in the outline. Many first-time rollistas have never before witnessed to the power of Christ in their lives. They may have difficulty including a personal testimony appropriate to the subject of the rollo or, they may have difficulty keeping the rollo within reasonable time limits. Remember that the candidates may also find personal testimony just as difficult to listen to as it is for you to speak it; so be sensitive to them when you prepare your rollo. Furthermore, delivering a rollo is not a time to preach on some current heated political or religious subject which you may have on your heart. That is not to say such a subject is not important to you or to Christ’s church; however, a Tres Dias Weekend is not the place to preach on this type of subject. Any discussion of current controversial issues, if brought up at all, should be a small part of your rollo and should flow naturally as a part of your personal witness. Neither should any such issues be presented in a way which would be judgmental; that is up to God.

DELIVERY

While some persons may prefer to speak from an outline and others prefer to speak from a script, on a Tres Dias Weekend, **the rollo be must be written out.** This will be most helpful in keeping to the appropriate time allowed for the rollo; furthermore, having a script is essential during the critiquing process. If someone wants to comment on something you said, it is almost impossible to refer you to that point if the rollo is not written out. Nevertheless, you will want to make two basic decisions regarding delivery; they are:

- Shall you write out the rollo and read it (being careful not to deliver it in a dull, monotonous tone); or
- Shall you write out the rollo and memorize it, referring to the pre-written script only when needed, if you forget where you are in the rollo.

If you plan to quote from books or other resources during your rollo, you need to decide (possibly in conjunction with the rector), how they are to be handled. They may be read from the source, copied into the text of the rollo and read from there, paraphrased, or

shown on some type of visual aid, such as a projection system. The important thing about references is that they should be appropriate to the rollo; candidates must be able to tell when you are beginning and ending a quotation. Furthermore, quotations should not be too long. Remember that it is your rollo; it doesn't belong to the writer of some book from which you are quoting.

In Southeast Tennessee use the concept of "write-downs" to help the candidates remember important points within the rollo. Consider the outline point itself as the write down. If you do want to amplify the point, it should be brief.

We now use PowerPoint to project visuals containing the rollo outline. The important factor is that the points listed be the ones which you want emphasized for the team and candidates to record in their notes and to be used during the rollo discussion time.

THE CRITIQUE

At some point before the Weekend, you will be asked to present your completed rollo to be critiqued by the entire team. Lay members and spiritual directors alike need to have their rollo's critiqued by the entire team. There are several important reasons for this review:

- It provides the team with an opportunity to affirm you and your role on the Weekend;
- It provides a way of assuring that your rollo supports the Tres Dias method and the Weekend;
- It provides a target date for the completion of the rollo;
- It allows the rollistas whose rollo comes before you in the Weekend schedule to know what you will be saying, and for the rollistas who follow you to hear and build upon what you said;
- It helps to assure that one rollista will not contradict another;
- It permits the rector to time the rollo and assure that it is the proper length;
- It permits candor and openness within the team, thus, building community;
- It demonstrates that neither clergy nor lay team members are elevated to a higher level and helps to assure that their rollos are compatible with each others; and,
- Finally, because the fifteen segments are just part of one message, they must fit together naturally, like the pieces of a puzzle. What the candidates should see is a beautiful tapestry consisting of fifteen rollos and five meditations woven together with scarlet thread. This can only be accomplished if all of the rollos are critiqued by the entire team.

If some changes are recommended, carefully consider them, particularly if suggested by multiple sources. If the rector asks you to make changes, prayerfully consider them, if necessary, discuss them with the rector and revise your rollo as necessary. If as a result of the critique, your rollo changes, it IS IMPERATIVE you show the rector your revised rollo! The rector will undoubtedly want to have a copy of this revised rollo. The changes will probably cause no problem for the rector; but they may affect references to it in subsequent rollos. In rare cases, the rollo may need to be critiqued again by the team. However, that is unlikely if you have a mentor who is assisting you with the rollo.

Your rollo has been critiqued and the world hasn't collapsed around you. In fact, you have likely been drawn closer to your fellow team members because you have made yourself vulnerable when delivering your rollo - - - and others have made themselves vulnerable by critiquing it in love. Set the rollo aside for a time. Pray about it. Make the changes you and the rector (if he/she has so indicated) have decided to make. Then, several days before the Weekend, re-read it several times. If possible, practice giving it in front of a mirror so you can see yourself and any hand motions or other visual aids you may use. Frequent smiles are good; not only now, but especially during the Weekend when presenting the rollo.

Time yourself to make certain you are within the time constraints allowed for the rollo (especially if you are giving write-downs and must allow time for the team and candidates to write them). It almost always takes longer to present the rollo on the Weekend than it does during your practice sessions. If necessary, cut the content to be within the allowed time. Produce a final draft that is easy for you to read and speak from on the Weekend. If your community uses visual aids (such as projection of the outline, etc.), provide a copy of the rollo, along with appropriate visuals, to the person who will be the projectionist. Give a copy to the rector. Now, you can relax!


THE TRES DIAS WEEKEND

During the Weekend, allow God to work through your rollo (the instrument He has helped you prepare). It has been honed and refined through prayer, meditation, sharing and critiquing. Your greatest temptation will be to tamper with it since you may believe you can make it even better. Perhaps you can; but it is recommended you do not alter it much more. Through the grace of God, what you have will be usable and will undoubtedly speak to many candidates --- and most likely to many team members on the Weekend as well. They will hear it in grace; God will use it to bless them.

If you have time before you are to present the rollo, read through it one more time so the thoughts are fresh in your mind. Now is not the time to make any more changes. Present what you have, trusting that the Lord has helped you write it. Be in prayer and ask another member of the team to pray with you before delivery of the rollo on the Weekend. The Lord will certainly bless you and those who hear the rollo.

Remember to smile frequently, as though indicating you are actually enjoying standing there in front of the candidates and team, sharing what God has given you. He will provide you with the strength to get through it. When you have completed your presentation, you will actually feel quite good about what you and the Lord accomplished together!

The Service Card/Growth Guide

<p>ORDER OF REUNION</p> <p>Come Holy Spirit, fill the hearts of your faithful and kindle them in the fire of your love. Send forth Your Spirit and they shall be created. Response: And You shall renew the face of the earth. Let us pray; O God, Who by the light of the Holy Spirit instructs the hearts of the faithful, grant that by the same Holy Spirit we may be truly wise and ever enjoy His consolations. Through Christ our Lord, Amen. Our Father . . . Glory Be . . .</p> <p>PIETY</p> <ol style="list-style-type: none"> 1. With what spiritual aids have you nourished your vital union with Christ this week? 2. What was the moment in which you felt closest to Christ? <p>STUDY</p> <ol style="list-style-type: none"> 3. What have you done to understand better the gift of God? 	<p>ACTION</p> <ol style="list-style-type: none"> 4. What discipleship success did the Lord accomplish through you: in your family in your work in your environment? 5. With what failure have you been tested in your family in our work in your environment? 6. How did you fulfill last week's plan? What are you planning for next week? 7. Activities of the group? 8. A prayer for those who have not fulfilled their commitments. (If one of the members of the group is missing, say a prayer for him.) <p>PRAYER OF THANKSGIVING</p> <p>We give thanks, Almighty, God for all the benefits You have given us. You Who live and reign forever and ever.</p> <p style="text-align: right;">Amen.</p>	 <div style="margin-top: 20px;"> <p>Name: [Redacted]</p> <p>Table: [Redacted]</p> </div>
--------------------------------------------------------------------------------------------------------------------------------------------------------------------------------------------------------------------------------------------------------------------------------------------------------------------------------------------------------------------------------------------------------------------------------------------------------------------------------------------------------------------------------------------------------------------------------------------------------------------------------------------------------------------------------------------------------------------------------------------------------------------------------------------------------------------------------------------------------------------------------------------------------------------------------------	---------------------------------------------------------------------------------------------------------------------------------------------------------------------------------------------------------------------------------------------------------------------------------------------------------------------------------------------------------------------------------------------------------------------------------------------------------------------------------------------------------------------------------------------------------------------------------------------------------------------------------------------------------------------------------------------------------------------------------------------------------------------------------------------------------------------------------------------------------------------------------------------------------------------	-----------------------------------------------------------------------------------------------------------------------------------------------------------------------------------------------------------------------------------------------------------------------------------------------------

<p>YOUR PIETY</p> <p><i>"Without Me you can do nothing."</i></p> <p>Morning Offering</p> <p>Personal Prayer Period</p> <p>Worship</p> <p>Communion</p> <p>Helping Another</p> <p>Altar Visits</p> <p>Examination of Conscience</p> <p>Spiritual Direction</p> <p style="text-align: center;"><i>Always consult with your</i></p>	<p>DISCIPLESHIP GUIDE</p> <p>YOUR STUDY</p> <p><i>"If you only understood the gift of God! . . ."</i></p> <p>Bible Reading</p> <p>Reading books of formation, following the advice of your pastor</p> <p>Don't be satisfied with reading good book; read the best.</p> <p style="text-align: center;"><i>Heavenly Father about your piety,</i></p>	<p>YOUR ACTION</p> <p><i>"I will make you fishers of men."</i></p> <p>What have you done during the week to extend the kingdom of God. . .</p> <p>In your family</p> <p>In your profession</p> <p>In your environment</p> <p>In your church</p> <p>In your group</p> <p>In your sequela</p> <p style="text-align: center;"><i>your study, and your action.</i></p>
------------------------------------------------------------------------------------------------------------------------------------------------------------------------------------------------------------------------------------------------------------------------------------------------------------------------------------------------------------------------------------------------	-------------------------------------------------------------------------------------------------------------------------------------------------------------------------------------------------------------------------------------------------------------------------------------------------------------------------------------------------------------------------	----------------------------------------------------------------------------------------------------------------------------------------------------------------------------------------------------------------------------------------------------------------------------------------------------------------------------------------------------------------------------------

THE RELATIONSHIP OF THE TALKS

The relationship of the talks given on a Tres Dias is both important and unique. To a large degree, the talks present the message and form the character of the Weekend. Given by persons from various denominations and congregations, they also help to give an ecumenical flavor to a Tres Dias Weekend. Most important, the talks help stir in one's mind, questions to ponder during table discussions and often, even into their Fourth Day.

There are three types of talks presented during a Tres Dias:

Five clergy meditations:

KNOW YOURSELF
THE PRODIGAL SON
THE THREE GLANCES OF CHRIST
THE FIGURE OF CHRIST
CHRIST'S MESSAGE TO THE PESCADORE

Five clergy rollos:

GRACE
THE HOLY SPIRIT
SACRED MOMENTS OF GRACE
OBSTACLES TO GRACE
LIFE IN GRACE

Ten lay rollos:

IDEALS
THE CHURCH
PIETY
STUDY
ACTION
LEADERS
ENVIRONMENTS
CHRISTIAN COMMUNITY TN ACTION
REUNION GROUPS
LIVING THE FOURTH DAY

The inter-relationship of these talks is a key to the dynamics of the three days. Their progression prepares the candidates for their Fourth Day. Tres Dias recognizes this importance and prescribes the order and content of the talks in ***"The Tres Dias Essentials"***. These ***"...Essentials,"*** differentiate between the lay and clergy talks. In reality, it is as though there is only one talk given during the Tres Dias, which is divided into twenty segments: some are meditations (5) and some are rollos (15). They build upon each other.

The following observations can be made when studying the relationship of the talks given within the Tres Dias:

- There are an equal number of lay rollos and clergy rollos and meditations;
- On the whole, lay and clergy talks alternate with each other;
- The first talk of each day is a clergy meditation, announcing the theme of the day;
- The last talk of each day is a lay rollo given by a rollista whose life is a witness to the message.

Tres Dias is a cooperative ministry between laity and clergy and shows that this relationship can work on the Weekend and in the Fourth Day. On the first evening, the meditations indicate the direction for the whole Tres Dias experience. Each morning of the three days, a meditation presents the direction for that day.

TALKS ON THE FIRST EVENING

The first evening contains two meditations which are given by clergy. For the candidates, this is a time of transition from a busy world into the Weekend. It is a time for introspection. It is the threshold to the pilgrimage. The theme of the Weekend is announced in the two meditations: **KNOW YOURSELF** and **THE PRODIGAL SON**.

KNOW YOURSELF invites the candidates to take a candid look at themselves. This meditation invites them to “come to themselves” to identify their potential and their limitations.

THE PRODIGAL SON meditation assures the candidates that, just as the father in the parable loves his two sons, God loves each one of us. He comes toward us with open arms to greet us. In fact, He expects us and has a feast ready for us. (As an option on a Women’s Weekend, the Hosea — Gomer story [Hosea 1-3], or the woman taken in adultery [John 8:1-11] maybe used.)

THE TALKS OF THE THREE DAYS

Each day begins with a meditation, given by clergy, which presents the direction of the day. All rollos for the remainder of the day pursue that direction. The final rollo is given by a lay team member who has made the message of that day a personal living testimony of living the Christian faith. This rollista demonstrates that the message is worthy and workable.

THE TALKS OF THE FIRST DAY

The talks of the first day begin the alternating pattern of lay and clergy presentations, starting with the morning meditation, **THE THREE GLANCES OF CHRIST**, given by clergy. This meditation begins the transition from introspection to a proclamation of Christ. Its message is simple. In the Gospels, three people met Jesus during His ministry and each responded to that meeting in a unique way. On this first day of the Tres Dias, Christ is revealed to the candidates.

The first rollo, **IDEALS**, challenges the candidates to think about their own habits and life situations and prepares the way for the rest of the day - - - and even the rest of the Weekend. Because ideals are basic to life and give direction to our very existence, we need to know what they are. The candidates are left to consider the question: "What are my ideals?" They are also told how they might learn the answer (by contemplating the four questions regarding time, talents, treasures and thoughts).

The second rollo is **GRACE**. Grace is the reality which makes the love of God in Jesus Christ tangible and experiential. Grace provides a bridge by which a Christian answer can be given to the questions raised in the **IDEALS** Rollo. It provides a foundation for the rest of the rollos. These rollos clarify for the candidates that God's gracious offer to us in Jesus Christ can be received personally. When the invitation is issued and the heart is receptive, then a life in grace may begin.

The third rollo speaks to **THE CHURCH**, the assembly of men and women, in all times and places, who are awakening to God's grace in Jesus Christ. We are the church, the people of God. The church is Christ's men and women, laity and clergy working in partnership, who respond to the call of God to live together in grace. The mission of the community is to be active in the world for Jesus' sake.

THE HOLY SPIRIT is the fourth rollo. This rollo teaches that God empowers the church to fulfill its mission. The Holy Spirit brings the church into being, provides the gift of faith, and calls individuals into the church. The Holy Spirit lives in the hearts of believers, guiding, comforting, and strengthening those who have received Jesus Christ into their lives. It is The Holy Spirit who provides the gifts for building up the Body of Christ and for telling the world about God's love. **PALANCA** is introduced during or at the conclusion of this rollo.

What are the results of accepting Christ, of freely receiving God's grace and the gift of faith, and of being empowered by God's Spirit in the fellowship of the church? The fifth rollo, **PIETY**, presents an answer. Piety manifests Christian qualities of life which are Christ-likeness, gratitude, freedom, and maturity. It is a life in grace. This rollo aims to awaken in the candidates, a desire to know Christ better, as they submit their weakness to His strength. It should also clearly present answers to the questions raised in the first rollo of the day, **IDEALS**. More specifically, it should make clear that for the Christian, there are not multiple ideals, but one ideal; and that ideal is that a person must focus his/her life totally and completely toward God!

THE TALKS OF THE SECOND DAY

The pattern of talks begun on the first day is continued on the second day: an alternation of talks by clergy and laity. It begins with a morning meditation on **THE FIGURE OF CHRIST** and includes a recitation of Psalms and prayers from the **Pilgrim's Guide**. This meditation opens the theme of conversion for the day: after we meet and accept Christ in faith, how do we obey Him?

The rollos of the second day, starting with the **STUDY** rollo, show the way. The candidates are taught that we can come to know, trust and obey God in Christ through the written and spoken word of the Bible. Other insights preserved in the writings of

Christian men and women throughout the centuries are also available for our study. In addition, certain modern media are mentioned, which assist us in our Christian study. With prayer as our guide, and through the power of the Holy Spirit, these study aids will teach us to not only know Christ, but to know Him better and want to follow Him.

Reading and study, however, are only part of the answer. We also come to know God in Christ through various other methods which **He** has chosen and provided. In Tres Dias, we refer to them as: **SACRED MOMENTS OF GRACE**. These acts and/or events are known in various traditions as Sacraments, Ordinances, Covenants, Church Rites, Means of Grace, and Signs of Grace. In some traditions, they are not even named; nevertheless, most of them are practiced in the various denominations and churches. This clergy rollo presents these *acts o God* as visible signs of God's presence and power and as a means of grace for our journey from our birth to our physical death. A worship service including the celebration of Holy Communion is conducted during or following this rollo.

The **ACTION** rollo states the truth that we learn to know Christ through the loving acts of His people. This rollo speaks of ***"making a friend, being a friend and bringing our friend to Christ"***. If those listening to this rollo remember nothing else, it is hoped that it would be that phrase. The Holy Spirit leads us in ways that help us bear witness to our faith. Examples are given of how the rollista has influenced others, and how the rollista has been challenged, converted and strengthened by such Christ-directed actions.

There are forces which interfere with or distort our relationship with God. These are discussed in the fourth rollo of the day, **OBSTACLES TO GRACE**. What obstacles hinder the Christian from reaching maturity? They tempt and cause us to stumble every day; they are around and within us. This rollo uncovers some of them so they may be recognized. It also teaches how, with God's help, these obstacles can be overcome.

The final rollo of the second day is **LEADERS**, an expression of our Baptism into Christ. The rollista exemplifies the message of the day. The rollista is familiar with Scripture, and actively involved in living a holy life (Col. 3:1-25). The speaker testifies of a living faith and reveals that each person who accepts God's call is a leader. We are ALL called to be leaders for Christ. Each bears witness to the presence of Christ in their life. The rollo discusses the qualities of a Christian leader. **PIETY**, and the whole of the first day, focused on one's relationship to God. **LEADERS**, and the second day, develops this relationship and stresses how the candidates can come to know Christ better -- and then share Him with others.

THE TALKS OF THE THIRD DAY

The third day, as each of the two previous days, begins with a meditation, **CHRIST'S MESSAGE TO THE PESCADORE**, which sets the course for the day. The message is that He has called each of us to be followers and to be His leaders in all areas of our daily lives. We are to join in Christ's suffering for the world through self-denial --- for the sake of the Risen Christ. It requires working in the Christian community.

The first rollo of the third day concerns the several **ENVIRONMENTS** of a Christian. It observes that if Christians are to be effective in bearing witness to Christ, they must

understand the world in which they live. They should be a positive influence, seeking out individuals to befriend with whom they can share Christ. One way to transform our environment is through person-to-person contacts; in whatever environment we are situated. This work is done with patience, perseverance, prayer and through the power of the Holy Spirit.

The last clergy rollo of the three days is **LIFE IN GRACE**. It presents the key ways for a Christian to keep in touch with Christ. In addition to the experience of the Weekend, it offers a practical program of spiritual growth. Study of the Bible, prayer, and frequently availing oneself of Holy Communion are primary means for sustaining the life in grace. A life in grace is maintained through finding peace, purpose and power in Christ. The Spiritual Director's own reflections of the Weekend and his personal testimony may be given in this rollo.

The next rollo is **CHRISTIAN COMMUNITY IN ACTION**. This rollo further develops the implications of the **ACTION** rollo, which dealt with actions of individuals. This rollo deals with community action, both in its inner life and outer witness. First, there are some projects so massive (large crusades, for example) they can only be done by, or within, a Christian community. Second, it is important for the spiritual growth of each individual, that they receive training and equipping from the Christian community. The rollo discusses how the Christian community nurtures, trains and equips its members and thereby provides spiritual nourishment for itself. Its conclusion: the Christian community, with Christ as its Head, is always greater than the sum of its parts.

REUNION GROUPS first presents a brief summary of the previous rollos of the Weekend. It is recommended that this recap be given word for word from item I. A. of the *"Commentary on the Outline"*, in order to be concise and consistent regarding the message of each rollo. It emphasizes the need to remain in community. Whereas the previous two rollos speak about community in the larger sense of the church, this rollo presents the need for candidates to receive nurture from, and to be active in, a small group. It explains the elements of a successful reunion group, as well as the dynamics of reunion groups. It also introduces the Secuela. This rollo presents reunion groups as a powerful method for helping to sustain a Christian life. Also helpful is to reinforce the message of the **ACTION** rollo (**"Make a Friend, Be a Friend and Bring a Friend to Christ"**), considering that the reunion group is a good place to bring unsaved persons and/or other potential future candidates for a Tres Dias.

As with the last rollo of each of the previous days, the **LIVING THE FOURTH DAY** rollo, given by the rector, gathers up the message of the day. Because this is the last rollo of the three days, the rector seeks to exemplify not only the message of the day, but also of the whole Weekend. The rollo presents the Fourth Day as the rest of the Christian's life. It sets forth the need and the ways to be constantly attuned to Christ's spirit and will. The underlying tone of the rollo is to persevere.

Further, the rollista speaks about how things in the outside world have not changed much from what they were when the candidates left their home and/or work on the first evening of the Weekend. The candidates are reminded to be considerate of those whom they left behind when coming to the Weekend, and not to demonstrate unusual exuberance. In Southeast Tennessee, if the Rector is married, the spouse of the rector

joins the rector at the conclusion of their rollo to offer a brief sharing about re-entry back into the world they left on the first evening.

SUMMARY

The candidates, in reality, have been presented with one talk - given in twenty segments. They have been invited to look at themselves and see who they are. They have also been reassured: No matter where they are or how far they have wandered, God is there with-open arms, welcoming them back.

They have been told that being human is to have ideals; and living a life in grace, focused totally and completely toward God, is the ***Christian ideal***. They have been told that all who have received Jesus Christ as Lord and Savior and who seek this life in grace are members of His Church; furthermore, that we are led by the Holy Spirit in that quest. They have been challenged by people who are earnestly seeking to live a life in grace.

Once we desire to live a life in grace, there arises an equally strong desire to know Christ better. We are urged to seek Him in the Scriptures, in the frequent reception of Holy Communion, and in the actions of our fellow Christian brothers and sisters. When we make this search an active part of our lives and begin to suffer through obstacles to grace, we are developing into leaders for Christ.

We are becoming effective leaders for Christ as we understand the environments in which we live. This understanding is deepened by a devotion to God and by constant contact with fellow Christians. In this way, we mature spiritually and grow in grace during our life-long Fourth Day.

TEAM BUILDING

PRE-WEEKEND PHASE

Each team member is responsible for helping to build a cohesive team. This process occurs during the formative pre-weekend team meetings. Each team member should:

- Pray without ceasing for the candidates, team, their families and the community;
- Attend all team meetings;
- Prepare for and know your team duties;
- Contribute to the sharing times;
- Make an effort to meet and know all team members;
- Participate with love in all liturgies, worship and praise sessions;
- Become familiar with the outline for each rollo;
- Enter into the rollo critique process with love and caring for your teammate and for what may affect/impact the candidates;
- Believe that the rector was chosen and anointed by God to be the human leader for the weekend; and
- Believe that God will give special power, grace and wisdom to the rector for the purpose of glorifying God during this time.

Importantly, apply to this team experience, the same mind you had on your original Tres Dias Weekend. Then, (depending upon where you made your Weekend) your rector asked you to:

- Believe that great things are possible;
- Have a spirit of openness to God and what He is asking of you;
- Have a loving concern for one another and total trust in God;

or

- Receive things in a Spirit of Idealism;
- Receive things in a Spirit of Cooperation; and,
- Receive things in a Spirit of love.

THE WEEKEND

The second area of common responsibility takes place during the Tres Dias Weekend. You are important in the process of making the Weekend effective. Some actions which are helpful include:

- Learn as many of the candidates' names as possible;
- Be as available as possible to the candidates during breaks and off-hours for fellowship and to get to know them;
- Wear your name tag;
- Observe the silent retreat time during the first evening;
- Share in the financial support of the Weekend;

- Perform the tasks assigned to you to the best of your ability, letting others do theirs; and,
- Trust the rector as God's chosen leader for the Weekend.

Remember that you will be blessed most when you are serving with love and humility.

POST-WEEKEND

The final formal team responsibility is to critique the Weekend. This takes place soon after the Weekend and is usually the last time the entire team will gather. The purpose of this team meeting is to review Weekend experiences so that we may encourage those actions which were supportive of *"The Essentials of Tres Dias "*, and learn from those that were not. Team members should review the Weekend in realistic, objective terms, carefully regarding the dignity of the rector. The rector will be using this data as the basis for a written report to the local Secretariat. While the critiquing process may vary from community to community, it is best when the local community has a prepared questionnaire to elicit responses from team members, in addition to encouraging them to write their unsolicited comments in narrative fashion. The team should use *"The Tres Dias Essentials"* as a guide for measuring the value of the pre-weekend and Weekend activities, possibly following along on the local communities "Detailed Schedule" as a convenient way to cover all activities.

While the first sentence in the previous paragraph spoke about the final **formal** team responsibility, there is nevertheless, an informal responsibility the team has with regard to the new pescadores. The team (particularly table leaders and team leadership) should stay in touch with new pescadores, pray for them, and encourage them well into their Fourth Day. A couple of ways to do that is to have one or two team and candidates group reunions or a couple of reunions of the people at each table.

THE ESSENTIALS OF TRES DIAS

© COPYRIGHT 20125 BY TRES DIAS, INC.

1.0 Preamble

The TRES DIAS Movement endeavors to bring Christians to a closer, more personal walk with their Lord Jesus Christ and encourage them to Christian leadership and Apostolic Action in their environments.

TRES DIAS is based on the principles, the method, and the teachings of the Roman Catholic Cursillo movement initially proposed by Eduardo Bonnín and his fellow Christians. Each candidate goes through three phases of the TRES DIAS movement: the pre-weekend, the three-day weekend¹ and the Fourth Day. TRES DIAS is a Christian ecumenical movement.

"The founders of the Cursillo movement saw a world of great need around them. They knew that the answer to the needs of the world had to be Christ and His Grace; but ... they saw Christians who did not live for Christ, and they saw a church that was ... ineffective and without life. They developed the Cursillo to meet part of this problem: to provide any part of the church which was ready to undertake the formation of Christian life with all the people it needed -- people who would have the deep dedication to Christ and to bringing all peoples to Him -- people who would undertake a regular program of formation in Christianity, and who would make their Christian life conscious and vital -- people who would understand how to be part of a unified apostolic effort."²

The main teaching of TRES DIAS is God's unqualified love for each of us through grace. It asks each member of the TRES DIAS community to grow in their personal piety, to study God's Word and other Christian writings and to express their love for Christ in Christian Apostolic Action.

These three aspects of Christian growth are stressed in the cloistered environment called, "the weekend." An invitation is issued during the weekend for each Pescadore to join a small group of his/her own choosing for continued support, prayer and encouragement.

In order to ensure consistency and stability within the TRES DIAS Movement, there must be certain essential aspects to which all TRES DIAS organizations conform. These Essentials fall into two categories: those which are quantitative and those which are qualitative in nature. It is the intent of TRES DIAS to use both of these categories as criteria for chartering local secretariats.

It should therefore be the policy of local secretariats to comply with these Essentials. Policies of local secretariats which deviate from these Essentials must be reviewed on an individual basis and are subject to the approval of TRES DIAS.

2.0. Essentials of the Movement

1. TRES DIAS Is A Christian Movement.

The ultimate objective of the TRES DIAS movement is to strengthen and extend the Environments 9-2014

Body of Christ. No TRES DIAS organization shall change the teachings or practices of the TRES DIAS Movement to accommodate the participation of non-Christians.

For the purposes of these Essentials, "Christian" is intended to refer to those who are seeking a closer relationship with Jesus Christ as their Lord and Savior.

2. TRES DIAS Is A Christian Ecumenical Organization.

All TRES DIAS organizations shall actively seek the participation of persons from all the Christian denominations in their environment.

All TRES DIAS organizations shall stress those things which the Christian denominations have in common and respect those things which are different.

All TRES DIAS organizations have the duty and the authority to protect the TRES DIAS ecumenical structure.

3. Tres Dias is a Lay-led Movement. TRES DIAS is a lay-led organization; however, the active participation of the clergy is both essential and to be encouraged.

4. TRES DIAS is a Non-Profit Movement.

TRES DIAS organizations should pursue prudent fiscal policies. They shall avoid accumulating assets beyond what is required to carry out their part in the TRES DIAS Movement.

5. The TRES DIAS Movement Shall Not Assume the Role Of A Denomination

TRES DIAS is not a church-substitute; rather, it encourages Christians to worship and serve in their home congregations, as leaders.

6. Tres Dias Is Not A Service Organization

The TRES DIAS Movement encourages Pescadores to participate in "worthy projects." TRES DIAS organizations shall limit their activities to those related to carrying out the Tres Dias method.

3.0 The Essentials of the Tres Dias Method

1. The three sequential phases of an individual's involvement shall be: The Pre-Weekend phase, The Weekend phase, and The Fourth Day phase.

2. The object of the Pre-Weekend Phase is to prepare individuals for effective participation in the Weekend.

3. The purpose of the Weekend, in terms of method, is to prepare individuals for effective participation in the Fourth Day.

3.1 The Essentials of the Pre-Weekend Phase

1. That the candidate be sponsored for participation in all phases of the Tres Dias Movement, rather than just the Weekend.

2. That Candidates be sponsored by a member of a chartered Tres Dias community or similar community approved by TRES DIAS.

3. That candidates have a desire for a closer relationship with Jesus Christ as their Lord and Savior.

4. That candidates be accepted candidates from all Christian denominations.

5. That candidates be at least 21 years of age. However, if a local secretariat, using its best judgment, finds a sound and compelling reason (such as a spouse of a pescador, or military personnel), it OCCASIONALLY, on a case-by-case basis, may accept a candidate who is at least 18 years of age.

6. That candidates have not previously made a Tres Dias Weekend or a similar experience recognized as equivalent by TRES DIAS.

3.2 The Essentials of the Weekend Phase

1. The weekend has the following characteristics:

- A. It is a weekend of living in Christian community involving a combination of carefully developed activities and teachings which are meant to lead to a fuller personal commitment to Christ.
 - B. It embodies personal witness, but is not a revival meeting.
 - C. It employs group dynamics, but it is neither sensitivity training nor group therapy.
 - D. It employs theological instruction that encourages the candidate to study his/her own Christian beliefs, but it is not a course in doctrine.
 - E. It includes a period of silent introspection, but it is not a retreat.
 - F. It is a renewal experience for Christians and is not necessarily a conversion experience.
 - G. It asks for basic faith, openness and seeking attitude on the part of the Candidate, but involves a great amount of dedication, prayer and careful planning on the part of the team.
 - H. It is an encounter with the Holy Spirit. However, TRES DIAS is not a "charismatic" movement.
 - I. The Weekend is a tool of God, not an end in itself. The weekend will not produce a permanent effect without Fourth Day activity.
2. The Spiritual Directors should be qualified to teach and counsel in spiritual matters.
 3. At least one of the Spiritual Directors on the Weekend should be ordained and be authorized to regularly celebrate Holy Communion by his/her denomination. For the purposes of these Essentials, "clergy" is intended to refer to those persons qualified to serve as Spiritual Directors.
 4. That men and women attend separate Weekends. The Spiritual Directors are exempted.
 5. Team members represent a spectrum of Christian denominations.
 6. That team members have previously made either a TRES DIAS Weekend or a similar experience recognized by TRES DIAS.
 7. That the Rector must be a layperson and be responsible for all aspects of the Weekend, under the authority of the local sponsoring Secretariat.
 8. That the team meets prior to the weekend to: promote community, receive instruction on the dynamics and critiques ALL Rollos.
 9. That the TRES DIAS weekend be an intensive three-day program lasting approximately 72 continuous hours.
 10. That the team and Candidates live in a cloistered environment for the entire Weekend.
 11. That lay-talks may not be given by clergy, and Spiritual Director talks may not be given by a lay person.
 12. That the Weekend begins in the evening with the following agenda:
 - Introduction given by the Rector
 - Start silent retreat to end after chapel the next morning
 - **Know Thyself** meditation, given by clergy
 - **Prodigal Son** meditation, (or alternatively, or a women's weekend, the Hosea-Gomer account as recorded in Hosea 1—3, or the account of the woman caught in adultery, as recorded in John 8:1-11) given by clergy
 13. That the first day of the Weekend will have the following agenda:
 - **The Three Glances of Christ** meditation given by clergy
 - The **Ideals** Rollo, given by a lay person
 - The **Grace** Rollo, given by clergy
 - The **Church** Rollo given by a lay person

- The **Holy Spirit** Rollo, given by clergy
 - The **Piety Rollo**, given by a lay person
14. That the second day of the Weekend will have the following agenda:
 - The **Figure of Christ** meditation, given by clergy
 - The **Study** Rollo, given by a lay person
 - The **Sacred Moments of Grace** Rollo given by clergy, followed by Holy Communion
 - The **Action** Rollo, given by a lay person
 - The **Obstacles to Grace** Rollo, given by clergy
 - The **Leaders Rollo**, given by a lay person
 15. That Chapel visits by each table occur the afternoon of the second day.
 16. That the third day of the Weekend will have the following agenda:
 - **Christ's Message to the Pescadores** meditation given by clergy
 - The **Environments** Rollo, given by a lay person
 - The **Life in Grace** Rollo, given by clergy
 - The **Christian Community In Action** Rollo, given by a lay person
 - The **Reunion Groups** Rollo, given by a lay person
 - The **Living The Fourth Day** Rollo, given by a lay person
 - The Apostolic Hour
 - The Closing
 17. That chapel visits by each table occur the third day, preferably in the morning.
 18. That table discussions follow each Rollo **except** the Fourth Day.
 19. That all Rollos and meditations follow the dynamics and outlines authorized by TRES DIAS.
 20. That the team and Candidates have the opportunity to celebrate Holy Communion each full day of the Weekend.
 21. That a diversity of environments and viewpoints must be attempted in planning the Weekend itself and in forming the tables.
 22. That the freedom of self-determination of each candidate be respected.
 23. That the lay Rollos be informal talks of a witnessing or sharing nature.
 24. That a friendly, creative Christian environment must be developed and fostered during the TRES DIAS weekend, as opposed to a coercive or manipulative environment.
 25. That the schedule allow time for informal personal contact among the team and Candidates.
 26. That the Closing be as well prepared as other activities of the Weekend.
 27. The sponsoring Secretariat encourages the community to participate in the weekend through spiritual and service Palanca.
- ### 3.3 The Essentials of the Fourth Day Phase
- The Pre-Weekend and Weekend phases are only a prelude to each individual's Fourth Day.
1. Reunion Groups
 - a. That local Secretariat encourages Pescadores to participate in Reunion Groups.
 - b. That local Secretariat utilizes the form of Reunion Group known as the "Working Reunion Group" to carry out the activities of the Tres Dias Movement.
 2. Secuelas

- a. That local Secretariat sponsor regularly scheduled Secuelas; preferably at least once each month.
- b. That each Secuela include an opportunity for Pescadores to participate in the form of Reunion Group known as the "Floating Reunion Group."
- c. That each Secuela includes a "Fourth Day Talk".

4.0 The Essentials of the Local Secretariat Organization

The function of the local Secretariat is to conduct an effective program in accordance with the Tres Dias Method. Each local Secretariat must have a document, approved by its membership, describing its structure and operating procedures. The members of a local Secretariat must have completed a TRES Dias weekend or a similar experience recognized by Tres Dias. All Pescadores of the TRES DIAS community whom the local Secretariat claims to represent must be eligible to serve as voting members and officers of the secretariat, providing they agree to meet, uphold and follow the qualifications as outlined in the local community's Constitution and By-laws. The local Secretariat have a plan for the periodic election of new members. The local Secretariat must be the sole sponsor of a Tres Dias Weekend held in its community. Each local Secretariat must sponsor at least two (2) TRES DIAS Weekends each year. For the purposes of chartering, this requirement may be waived by TRES DIAS.

¹ Although the three-days are referred to as "The Weekend" the three days of the "Tres Dias Weekend" need not include Saturday and/or Sunday. The "TRES DIAS Weekend" may be held on any three consecutive days of the week.

² Adapted from TRES DIAS, NOTES ON METHOD, STRUCTURE AND DYNAMIC March 1974.

THE ESSENTIALS OF TRES DIAS

RATIFIED: JULY 1980, POUGHKEEPSIE, NEW YORK

REVISED: OCTOBER 1984; JANUARY 1986; JANUARY 1993; OCTOBER 1994, JULY 1996, JULY 2005, JULY 2012

© COPYRIGHT 2012 BY TRES DIAS, INC.

Tres Dias of Southeast Tennessee Professor Debriefing Form

Weekend # _____ (Men _____ Women _____)

_____ Professor _____ Name _____

What was your overall impression of the weekend and team meetings?

Please list any areas that, in your opinion, need improvement.

Please describe any elements of the weekend that you feel were new or particularly successful.

Did you have any problems with any particular team members? (Please elaborate on the problem)

Please describe any outstanding efforts or actions by team members in your area.

Describe anything that could be done to help professors on future weekends.


Please provide any other comments you may have.

Please return this form to the Assistant Head Cha at the end of the weekend; your duty is not complete until this form is turned in.

TRES DIAS OF SOUTHEAST TENNESSEE

IDEALS PROFESSOR TEAM BOOK

Welcome to Christ's team. Whether this is your first team experience or one of many, it is the prayer of this community that it will assist you in developing a closer walk with our Lord and Savior, Jesus Christ.



ABOUT THIS BOOK

1. This book is used by men and women
 - Male pronouns (he, him his, etc.) are a convention of convenience and are understood to mean both male and female.
2. This book is intended to HELP
 - Please forgive its failings
 - Please help improve it by emailing your suggestions to your respective Leader's Person
3. This material is based on the Tres Dias International "Tres Dias Team Guide for Team Members" copyrighted 2005 by Tres Dias, Incorporated.
4. Please complete the Professor Debriefing Form at the end of this book and give it to the Assistant Head Cha at the completion of the weekend.

De Colores,
Your TDSETN Secretariat

TABLE OF CONTENTS

SECTION ONE

Professor Training Notes	Page 3
--------------------------	--------

SECTION TWO

Purpose of the Rollo	Page 6
Outline of the Rollo	Page 7
Commentary on the Rollo	Page 8

SECTION THREE

What is a Table Leader	Page 12
Brief Overview of All Rollos	Page 13
Planning/Preparing/Giving a Rollo	Page 14
Service Cards	Page 18

SECTION FOUR

The Relationship of the Talks	Page 19
Team Building	Page 25

SECTION FIVE

Tres Dias Essentials	Page 27
----------------------	---------

Professor Training – Speaking and Silent

Topics Covered:

1. **What is a professor?**
2. **What are the duties and responsibilities?**
3. **How shall a professor act?**
4. **What problems may I encounter? What are some techniques for handling these problems?**
5. **What are some common mistakes to be aware of?**
6. **What is a commitment/service card?**
7. **Writing a Rollo or talk.**

1. What is a professor?

- Another name for professor is table leader. You lead and guide the candidates through the material presented over the three days. This is a leadership position.
- There are two (2) professors at each table, one (1) experienced (dominant) and one (1) inexperienced. Six (6) of the 12 professors are experienced, i.e. they have served as a professor previously.
- Either position can be speaking or silent. There are nine (9) speaking professors and three (3) silent professors. You are there to share your wisdom and your relationship with Christ to others.

2. What are the duties and responsibilities?

- The primary duty of a professor is to be a servant and to love.
- The name “silent” professor can be misleading. The duties and responsibilities are the same at the table whether you are giving a Rollo or not.
- Pray for the team, candidates and your table.
- Study the structure of Tres Dias, and learn the key points of all the Rollos so you may easily lead and guide your table through the material.
- Study commitment/service card explanations in professor book in preparation to direct your table.

3. How shall a professor act?

- The key is to be a good example. You must set a good example for the candidates to follow. You will be a demonstration of obedience.
- Be the first to answer the bell and be on time in the Rollo room, chapel and meals.
- Take notes for all the talks. Do not stop taking notes even after being revealed.
- Be a good listener, only talk when necessary. If no one starts a discussion, then ask a question on the subject to the table in general, or to a specific candidate. Ask something that requires more than a “yes” or “no” answer.
- Your job is not to make the candidates “get it”, but to demonstrate the love and grace of God to them.
- Silent professors do not remain silent. This can be a distraction to the table throughout the weekend.
- Make sure that both professors do not leave the table at the same time. This will help keep discussions on track.

- **Be yourself.** God chose you because of who you are: your personality and experiences. Be the same before you are revealed as you are after you are revealed. Remember your intent is to share and instill love and trust in the candidates, not to deceive.
- **Be honest and truthful.** Answer all questions when asked, however, don't volunteer too much information. Once revealed, there is a tendency to focus on you and look to you for all the answers. This defeats the purpose of table discussions. In this case, try to answer their questions with a question.
- If you need to talk to the Rector or teammates, please don't whisper or make it appear that you are trying to hide something, or keep something from the table.
- First day at the table may be the hardest because you don't know how your table will react. Even though you may not know it, you are being watched by the candidates, and are a direct influence on their attitude and receptiveness. Again set a good example.
- Second day there is usually more sharing, however, be prepared that you might have to share personally first. Make every effort to keep the discussion on the subject. Again, be a good listener and show concern.
- Third day it is again important to keep table discussions on the subject. This is also a good time to clear up and emphasize any points from the weekend that need to be revisited.

4. **What problems may I encounter? What are some techniques for handling these problems?**

- You may have some that like to talk too much. You may slow them down by asking a difficult question. It is best to listen at first, then, when you get a chance, thank them and ask the table what they think.
- You may have some that don't talk much. They may be timid, insecure or just taking it all in. Don't pressure these people into speaking. Try to draw them in to feeling like part of the group by asking them "yes" or "no" questions and then express your agreement with them.
- You may have some that are aggressive or argumentative. Don't let them upset you or the table. Try to find some value in what they say and emphasize this and move on. Asking questions is the suggested method of directing the table.
- Sometimes there may be a role reversal in the candidates as the weekend progresses. The quiet ones will talk and the talkative ones will be quiet.

5. **What are some common mistakes to be aware of?**

- You may talk too much at your table.
- Not listening can lead to not being aware of what is happening at your table, or on the weekend.
- Get the names of your table right and pronounce them right. This can mean a lot.
- Do not try to do excessive amounts of palanca on the weekend – complete it before you leave home.
- Never bring up negatives and always accentuate the positive.
- Never lie to or deceive anyone. Answer all questions when asked, however don't volunteer too much information.

6. **What is a commitment/service card?**

- This card is to assist you in continuing to grow in Christ.
- Further explanation is in your professor book and in team section meetings. Please study.
- Emphasize at your table that these are only guidelines. These cards are by no means Tres Dias “rules” that have to be followed.
- Please recommend to the candidates to be realistic in their times as they make commitments. It may be helpful to have your own card on the weekend, and share your own personal experiences.

7. **Writing a Rollo or talk.**

- Spend time in prayer before writing the first word. God already has the talk for you if you are prepared to listen to Him.
- Read the outline and the summary carefully.
- The “write-downs” to be included in the talk are the actual outline. Do not omit or change any part of the outline. All points must be covered.
- It is **not** recommended that you read talks previously given on a weekend. Your talk should be unique to this weekend. You may use parts of the outline summary in your Rollo if you want to.
- The talk must not exceed the time limit of 30 minutes – including your song. Piety time limit is 45 minutes.
- The outline is only the skeleton. Include personal sharing that emphasizes the talk you are giving. (If your sharing is primarily on action, but your talk is on study, it is not relevant) Ask God what He wants you to share.
- If the talk includes something about another person, (including your spouse or ex-spouse) please ask that person’s permission to share. If they say no, then do not include it in your talk. God will honor your obedience.
- Have your talk completed to turn into the Rector at least one week prior to the first team meeting or the date requested by the Rector. You should email your talk to the rector by that date. The rector will forward your talk to the Backup Rector and the Secretariat Leaders Person to review. The Rector will assign you a practice talk date at the team meetings. The team will hear and critique all the Rollos that will be presented on the weekend. The Rector will give you feedback from your practice talk.
- Do not change your talk after approval from the Rector. Do not change your talk on the weekend without approval of the Rector.
- As you read over your completed talk, ask yourself if it gives the listener the vision of the talk as presented in the outline summary.
- Become very familiar with your talk – practice.
- Write out everything you plan on saying.
- It is suggested that you do not bind or staple the pages, but simply slide the pages over on the podium. Be sure to number the pages.

IDEALS

PURPOSE AND SITUATION OF THE ROLLO

The **IDEALS** Rollo is the first Rollo of the first full day; it opens the door between the outside world, from which the candidates have come, and the world which will be unfolding during the Tres Dias Weekend.

There are several aspects of this rollo which make it unique among Tres Dias rollos. First, it is the lead-off rollo of the Weekend. This rollo sets the model for the other rollos as uninterrupted, prepared, formal presentations, followed by discussion time at the tables. Second, it is the only rollo which does **not** offer an answer to the question it poses; namely: **“What are your ideals?”** The primary answer (a life of Grace under the Lordship of Jesus Christ) is left to the next and succeeding rollos. Third, this is the **only** rollo during the three days which does **not** mention the name of God (not the Father, not Jesus Christ, the Son, and not the Holy Spirit [or any other name by which God is known]). These characteristics make this rollo a challenging talk to prepare and present on this Weekend, because the Weekend has likely been portrayed by the sponsor to the candidate as a weekend which includes Christian talks. However, it is very important that the rollo be prepared and presented taking into account and being diligent to consider these three characteristics, and not using material meant to be included in later rollos. There is a natural progression in the talks; it is purposeful that the Weekend does not begin with a “Piety-like” rollo.

Another important aspect of this rollo is that it is designed to present the **concept** of a person having ideals; it is to be given from a secular point of view. The use of examples understood by the secular world is most helpful in this first rollo. As alluded to above, the next rollo introduces God’s grace, while the final rollo of the day (Piety) is the rollo which makes it clear that for the Christian, there are not multiple ideals, but **one ideal**, with a person focusing his/her life totally and completely toward God.

People attending this Weekend are coming from all different places in their Christian walks. Therefore, it is important to start out the Weekend using a low-key approach, which will likely be understood by persons who are just beginning their walk with the Lord, as well as by those persons who have been devoted Christians for many years.

This is the first Rollo of the weekend; therefore you must cover the following after your introduction of yourself:

*“This is the first “Rollo” of a series of talks you will hear this weekend. During these talks, the presenter or “Rollista” will give you specific things to write down, usually in an outline form. They will be shown on the screen to my right, your left. Please write these down, and any other things said that you feel are speaking to you. These notes will be of great value to you on this weekend and in the future. Your first write down is **“IDEALS”**, which is the title and subject of this Rollo.”*

Time objective: Should not exceed 25 minutes.

IDEALS

OUTLINE

- I. INTRODUCTION
 - A. Superiority of humans vs. natural kingdom
 - B. Define an Ideal
- II. EXAMPLES OF IDEALS
- III. THE NECESSITY OF IDEALS IN LIFE
 - A. Ideals give meaning to life
 - B. Ideals shape one's character
- IV. THE INFLUENCE OF IDEALS ON LIFE
 - A. Ideals form life with purpose and meaning
 - B. Ideals give people enthusiasm for work
 - C. Ideals make you rise above yourself
- V. THE QUALITIES OF AN AUTHENTIC IDEAL
 - A. Challenging
 - B. Attainable
- VI. - HOW IDEALS ARE ATTAINED
 - A. Focused effort
 - B. Mature reasoning
 - C. Changing goals
- VII. HOW DO YOU RECOGNIZE YOUR IDEALS?
 - A. Use of Time
 - B. Use of Talents
 - C. Use of Treasures
 - D. Focus of Thoughts
- VIII. CONCLUSION
 - You each have Ideals! What are they?
 - To learn the answer to that question, ask yourself: How do you use your time; how do you use your talents; how do you use your treasures and on what do you focus your thoughts?

IDEALS

COMMENTARY ON THE OUTLINE

(This material is intended as a study aid for the Rollista. It is not intended to be the Rollo.)

I. INTRODUCTION

A. **Superiority of humans vs. natural kingdom.** Humans are composed of mind, body, and spirit; they are different from and superior to animals and have been granted dominion over animals and all the elements on earth. The IDEALS rollo distinguishes humans from minerals, vegetation, and animals (all the things of nature) because of the advanced intelligence, will, and freedom of humans as compared to those elements of the natural kingdom:

- Minerals exist;
- Vegetation exists and has life;
- Animals exist, have life, and have a sense of survival;
- Humans exist, have life, have a sense of survival and because of their advanced intelligence, have an ability to reason, make plans, develop visions and perform numerous extremely complicated tasks.

B. **Define an Ideal.** An ideal may be defined (according to “Webster’s New World Dictionary”) as: *“existing as an idea, a model, thought of as perfect, existing only in the mind; imaginary; idealism, a conception of something in its most excellent form, a perfect model.”*

Ideals motivate a person’s life by giving an overall direction for what a person wants to achieve. Life takes on meaning when people have ideals and have used them to establish purpose for their lives. Some persons consciously choose their ideals and establish specific goals to move them toward their ideals. Others have ideals, but have not made any specific goals to assist them in achieving their ideals. They simply make decisions each day about situations that arise and hope they are moving in the right direction. Still others have not established any overriding ideals for their lives. They live each day as it comes along. Persons frequently learn that they gather values from the environment around them. An ideal serves as a compass to give direction to decisions about life’s choices. Goals provide specific, measurable, and attainable steps to move us toward those overriding ideals.

II. EXAMPLES OF IDEALS

- A football quarterback might establish an ideal to be recognized as the MVP in his league or to be known as the greatest quarterback of his time. He might then establish a specific goal to throw more passes for touchdowns than any other quarterback before him.

- A young person might have as his/her ideal to become a world famous doctor or research scientist who would develop a total and complete cure for diseases like cancer, for the benefit of mankind. His/Her goals might include achieving excellence in science classes in high school, winning a college scholarship, enrolling in a top medical school, and so forth.
- A person might choose the ideal of being a highly successful author. A goal toward achieving that ideal might be that his/her manuscript would be the largest first edition printing of a hard cover book; more than any other author to date.

III. THE NECESSITY OF IDEALS IN LIFE

- A. Ideals give meaning to life.** It is essential that a person have one or more ideals at all times during his/her life. Without having ideals, a person just stumbles along without any kind of direction or purpose. In reality, there probably is not such a thing as not having ideals. It's just that having consciously developed ideals gives stature, worth, direction, and purpose to an individual.
- B. Ideals shape one's character.** Ideals shape and characterize one's life; they become overriding forces which cause people to live and act the way they do.

IV. THE INFLUENCE OF IDEALS ON LIFE

- A. Ideals form life with purpose and meaning.** Having ideals gives purpose and meaning to **our** lives. Ideals provide form and direction to us as we pursue our various activities. They actually become a part of who we are and what we are about.
- B. Ideals give people enthusiasm for work.** Having ideals and attaining them provides people with enthusiasm for life's pursuits; this is especially true as we are able to see the accomplishments of our goals and to measure them, as we move toward our ideals.
- C. Ideals make you rise above yourself.** As one measures his/her goals and achievements toward meeting their ideals, he/she may want to modify those goals or establish new ones in order to pursue even higher levels that would enable him/her to rise above what was previously thought possible.

V. THE QUALITIES OF AN AUTHENTIC IDEAL

- A. Challenging.** An authentic ideal should be challenging. While the authentic ideal may not be perfection, a person should strive to be close to it. If someone is willing to settle for mediocrity, then that is likely what will be achieved. However, there may and should be various levels of achievement as one moves toward an ideal.
- B. Attainable.** Even though an ideal should be exceedingly high, it should

usually be attainable. If an ideal is set too high to achieve, it may only bring frustration and disappointment, and may even cause one to give up totally. It may be necessary, therefore, to adjust or modify an ideal to allow for certain levels of achievement, using one's best effort. Some ideals, though, may never be attained; however, they will serve as an inspiration to want to go higher.

VI. HOW IDEALS ARE ATTAINED

- A. Focused effort.** The first step in attaining an ideal is to understand that it requires focused effort and hard work. The effort must be consciously made; it is usually not of short duration. Many years may be required in school or other preparation before actually even beginning to work in the field of a particular endeavor, let alone attaining the person's established ideals.
- B. Mature Reasoning.** The second step requires mature reasoning to understand which ideals are reasonable and attainable and which are so high as to be totally impossible to achieve.
- C. Changing Goals.** Finally, a plan needs to be established, preferably a written one, including specific goals, which will move a person toward his/her ideals. In the process of carrying out this plan, goals will change. Some goals may be modified, some may be discarded and still others may be added along the way; however, all of these goals will lead toward the one or several ideals a person has established for his/her life.

VII. HOW DO YOU RECOGNIZE YOUR IDEALS?

(This is a critical section of the rollo. Most candidates will accept the concept that they have ideals, which motivate their lives. However, very few people actually set aside time to reflect on what their ideals are. There are four basic questions the candidates [or any person] can ask themselves which will likely determine for them what their ideals are; the questions are).

- A. How do you use your TIME?**
- B. How do you use your TALENTS?**
- C. How do you use your TREASURES?**
- D. What is the focus of your THOUGHTS?**

It is important for us to consider how we use ALL of our time, talents, treasures, and thoughts when answering these questions, and NOT limit our consideration to our free time, extra money, special talents, and occasional thoughts.

It is also important that the rollista not make value judgments about what ideals the candidates might have. Your purpose as a rollista is to challenge them to examine **their ideals** and **not** to indicate any value on or preference for any specific ideals. This is the reason we do not make any reference to God or Jesus in this rollo.

VIII. CONCLUSION

Because ideals are central to our lives, everyone needs to know what their ideals are. The rollo should be summarized with a statement similar to the following:

- **“You each have ideals whether you recognize them or not. What are they?”**

Finally, it is recommended that the rollista conclude with a statement similar to the following:

- **“To learn the answer to that question, ask yourself: How do you use your time; how do you use your talents; how do you use your treasures and on what do you focus your thoughts?”**

This will challenge the candidates to think about their own life situation and help to prepare the way for the next rollo - - and in many respects, for the rest of the Weekend. In a major way, this rollo points toward the last rollo of the day (**Piety**), during which it will become increasingly clear that for the Christian, there is but **one ideal**; directing one's whole life to Christ. However, that is another rollo and that thought **MUST** be reserved for the **Piety** rollista.

Note to the rollista: *There is far more subject matter in this “Commentary...” than is required to meet the time objective of the rollo. While it is necessary to speak very briefly on each item listed in the outline, be careful to select for expansion, only those items for which you have something significant to contribute - - usually through personal experience. Remember, the more important part of the Weekend will occur during table discussions than what participants will learn or remember from hearing the rollo. The rollo is meant more to spark ideas for the table discussions than it is meant to be instructive.*

Time objective: Should not exceed 25 minutes.

What is a Table Leader?

Those team members who sit at the tables are called table leaders. Some of them may also give rollos (rollistas). (In some communities, table leaders are referred to as “professors” and “silent professors”).

During the team meetings, the table leaders, especially those who are not giving rollos, have a great opportunity to observe the unity and wholeness of the team as it develops. The rector is managing the Weekend; the auxiliaries (Chas) are supporting the physical needs of the team meeting and planning to meet the needs of those who will be attending the Weekend; the rollistas are concentrating on their rollos. Consequently, the table leaders are the ones who are free of other responsibilities and who frequently can supply the insight and support which can help bring the team together as one body, in unity of purpose, under Christ.

During team meetings, while every team member is important to the critiquing process, table leaders (and ex-rectors or others who have previously given a certain rollo) are especially key in the important task of rollo critiquing. They are ideally placed to focus on the rollo outlines and the flow of the Weekend. During the Weekend, knowing the content of the rollo, they should use that knowledge to aid in the table discussion.

Once the Weekend begins, the task of the table leader is to unite those at the table to which they have been assigned. Table leaders need to be especially available to the candidates assigned to their tables. The candidates at the table, the Weekend’s little Reunion Group, are the object of the table leaders’ special attention and affection.

During the Weekend, the most important interaction occurs at the tables. This is the first time many of the candidates will have had experience in a small reunion group. In this group, they often learn to share openly and honestly about their lives. It is also where they frequently laugh, cry and pray together and develop a trust relationship which often lasts long after the Weekend has ended.

Brief Overview of the Rollos

The IDEALS rollo is designed to start us thinking about the purpose and plan for our lives. It encourages us to set goals that are lofty and attainable. That our lives change and so do our ideals.

The GRACE rollo shows us that God can enable us by His grace to overcome all our fears about failures and achieve any God given ideals.

The CHURCH rollo shows how we each need to be an active part in our church; to fulfill our roll in the body of Christ.

The HOLY SPIRIT rollo begins to show us just how much Jesus loves us and that through the power of the Holy Spirit we can become more than we are.

The PIETY rollo begins to open our hearts to a new perspective of our life...directing it entirely, on purpose, to God and His kingdom work.

The STUDY rollo shows us the importance of knowing God's word in order to live a life of piety. How can we live in victory if we don't have the weapons to fight the good fight? This talk should make us see the beauty and value of knowing God through His Word.

The SACRED MOMENTS OF GRACE rollo takes us to the foot of the cross to see just how much Jesus loves us and the high value He places on each of us. This is the time for self examination to make sure we have a salvation relationship with Christ.

The ACTION rollo challenges us to take our faith and our hope out into the world around us. Not just to be laymen in the church but everywhere we are. To show us that action does not have to be big things, but a life lived to God's glory.

The OBSTACLES TO GRACE rollo shows us the truth about the struggle involved in our daily walk of piety, study and action. The enemy will not leave us alone if we are determined to follow Christ.

The LEADERS rollo calls us to a higher level of thinking...that we are actually to be leaders. Not just someone who takes action but someone who leads others to take action. We can do all things through Christ.

The ENVIRONMENTS rollo then reminds us that we will be going home, back into our own unique environment. God has placed us there to be Jesus with skin on to our little world...home, work, play, church and community.

The LIFE IN GRACE tells us more about walking out the truths we have learned during the weekend. It can all be done.

The CCIA (CHRISTIAN COMMUNITY IN ACTION) rollo reminds us that we are not lone rangers. There are many Christian communities that we belong to...church, Tres Dias, bible study, Sunday school, young life....and a group effort can make an immeasurable difference.

The REUNION GROUPS rollo offers reunion groups as an additional means of enhancing a personal relationship with Christ.

The LIVING IN THE FOURTH DAY rollo gives new information regarding tools to help the new Pescadores in their new life journey...reunion groups, Secuelas, working weekends. It also cautions them about returning to their environments with a "know it all attitude." It gives them direction in beginning their fourth day.

HOW TO PLAN, PREPARE, AND GIVE A ROLLO

On a Tres Dias Weekend, a rollo should be a concise, well prepared and critiqued talk containing a balance of teaching and witness. As a rollista, your goal is to strive for brevity and balance in your rollo. The rector for the Weekend, and others in the community who are involved in team selection, see this potential in you.

You are urged to study this section with even more diligence because each Weekend is new and different.

BEFORE YOU START

1. Pray! Prayer will focus your heart and mind upon the task God has established for you in the context of this Tres Dias Weekend. Ask yourself “Why has God chosen me for this talk?”
2. Read carefully, the section on the *“Relationship of the Talks.”* If you are assigned to present the *“Ideals”* Rollo, don’t write it in such a fashion that it has any heartrending witness, as might the *“Piety”* Rollo.
3. Before you begin to prepare your Rollo, read the sections that deal with the *“Purpose and Situation”*, *“The Outline”*, and *“The Commentary on the Outline”* for your own rollo.
4. Read the Scriptures indicated in the *“Bible References”* section for the rollo. These are included to stimulate your understanding of the Christian teaching embodied in the rollo. They need not become part of the rollo, though they may be used as you deem appropriate for the rollo.
5. Ask your rector the following questions.
 - Will I be assigned a mentor to assist me with the writing of the rollo? (frequently done for a first-time rollista)
 - Should I show a written draft of the rollo to you or to a mentor you will assign to me before it is presented for critiquing by the entire team? (Frequently done for a first-time rollista)
 - At which team meeting is the rollo to be critiqued by the entire team?
 - Are there other responsibilities in addition to preparing and delivering the rollo? (e.g., any suggested table discussion questions, references for a Weekend book list, which might be required if the *“Study”* Rollo is the one being assigned, etc.)

If you have taken the suggestions presented in the above paragraphs seriously, you may feel overwhelmed. You may want to say far more than could possibly fit within the time constraints of the rollo. The *“Commentary on the Outline”* often includes much more ideas and material than can be used in the rollo; also, the material in the *“Commentary...”* is **not** to be used and presented verbatim. While you may use the ideas, the words should be your own. Remember that many others have done this rollo before you. So, count this abundance as a blessing and thank God for it. Prayerfully select the choicest fruits from the harvest before you. Remember, **the outline is just a skeleton.** The sinews, flesh, skin and blood needs to be put there by you. However, the Holy Spirit will breathe life into the rollo (Ezekiel 37), if you will only surrender to Jesus and ask for His assistance as you step to the podium to present the talk.

THE FIRST DRAFT

Some rollistas may have difficulty producing the first draft of their rollo. While there are many good books on the subject, a highly recommended approach is to quickly capture your own first thoughts. Let your ideas flow; get something down on paper (or on the computer). At this juncture, it is not important to have everything in the proper order. Look at the *Outline* and select a point; begin to capture and record those thoughts. Forget, at least for the moment, about grammar, punctuation and formatting; those details can be done later.

Since you are required to include the topics listed in the rollo “*Outline*” in this *Guide*, start preparing your rollo from that outline. Use examples from your own experience and heritage to expand the basic outline. The candidates need to hear about the real you in the rollo. If you have any concerns or problem with the required material, speak with the rector. The rector will either answer your concerns/questions or refer you to someone who can assist you.

If the rollo is to contain your personal testimony, include it in the outline. Many first-time rollistas have never before witnessed to the power of Christ in their lives. They may have difficulty including a personal testimony appropriate to the subject of the rollo or, they may have difficulty keeping the rollo within reasonable time limits. Remember that the candidates may also find personal testimony just as difficult to listen to as it is for you to speak it; so be sensitive to them when you prepare your rollo. Furthermore, delivering a rollo is not a time to preach on some current heated political or religious subject which you may have on your heart. That is not to say such a subject is not important to you or to Christ’s church; however, a Tres Dias Weekend is not the place to preach on this type of subject. Any discussion of current controversial issues, if brought up at all, should be a small part of your rollo and should flow naturally as a part of your personal witness. Neither should any such issues be presented in a way which would be judgmental; that is up to God.

DELIVERY

While some persons may prefer to speak from an outline and others prefer to speak from a script, on a Tres Dias Weekend, **the rollo be must be written out.** This will be most helpful in keeping to the appropriate time allowed for the rollo; furthermore, having a script is essential during the critiquing process. If someone wants to comment on something you said, it is almost impossible to refer you to that point if the rollo is not written out. Nevertheless, you will want to make two basic decisions regarding delivery; they are:

- Shall you write out the rollo and read it (being careful not to deliver it in a dull, monotonous tone); or
- Shall you write out the rollo and memorize it, referring to the pre-written script only when needed, if you forget where you are in the rollo.

If you plan to quote from books or other resources during your rollo, you need to decide (possibly in conjunction with the rector), how they are to be handled. They may be read from the source, copied into the text of the rollo and read from there, paraphrased, or

shown on some type of visual aid, such as a projection system. The important thing about references is that they should be appropriate to the rollo; candidates must be able to tell when you are beginning and ending a quotation. Furthermore, quotations should not be too long. Remember that it is your rollo; it doesn't belong to the writer of some book from which you are quoting.

In Southeast Tennessee use the concept of "write-downs" to help the candidates remember important points within the rollo. Consider the outline point itself as the write down. If you do want to amplify the point, it should be brief.

We now use PowerPoint to project visuals containing the rollo outline. The important factor is that the points listed be the ones which you want emphasized for the team and candidates to record in their notes and to be used during the rollo discussion time.

THE CRITIQUE

At some point before the Weekend, you will be asked to present your completed rollo to be critiqued by the entire team. Lay members and spiritual directors alike need to have their rollo's critiqued by the entire team. There are several important reasons for this review:

- It provides the team with an opportunity to affirm you and your role on the Weekend;
- It provides a way of assuring that your rollo supports the Tres Dias method and the Weekend;
- It provides a target date for the completion of the rollo;
- It allows the rollistas whose rollo comes before you in the Weekend schedule to know what you will be saying, and for the rollistas who follow you to hear and build upon what you said;
- It helps to assure that one rollista will not contradict another;
- It permits the rector to time the rollo and assure that it is the proper length;
- It permits candor and openness within the team, thus, building community;
- It demonstrates that neither clergy nor lay team members are elevated to a higher level and helps to assure that their rollos are compatible with each others; and,
- Finally, because the fifteen segments are just part of one message, they must fit together naturally, like the pieces of a puzzle. What the candidates should see is a beautiful tapestry consisting of fifteen rollos and five meditations woven together with scarlet thread. This can only be accomplished if all of the rollos are critiqued by the entire team.

If some changes are recommended, carefully consider them, particularly if suggested by multiple sources. If the rector asks you to make changes, prayerfully consider them, if necessary, discuss them with the rector and revise your rollo as necessary. If as a result of the critique, your rollo changes, it IS IMPERATIVE you show the rector your revised rollo! The rector will undoubtedly want to have a copy of this revised rollo. The changes will probably cause no problem for the rector; but they may affect references to it in subsequent rollos. In rare cases, the rollo may need to be critiqued again by the team. However, that is unlikely if you have a mentor who is assisting you with the rollo.

Your rollo has been critiqued and the world hasn't collapsed around you. In fact, you have likely been drawn closer to your fellow team members because you have made yourself vulnerable when delivering your rollo - - - and others have made themselves vulnerable by critiquing it in love. Set the rollo aside for a time. Pray about it. Make the changes you and the rector (if he/she has so indicated) have decided to make. Then, several days before the Weekend, re-read it several times. If possible, practice giving it in front of a mirror so you can see yourself and any hand motions or other visual aids you may use. Frequent smiles are good; not only now, but especially during the Weekend when presenting the rollo.

Time yourself to make certain you are within the time constraints allowed for the rollo (especially if you are giving write-downs and must allow time for the team and candidates to write them). It almost always takes longer to present the rollo on the Weekend than it does during your practice sessions. If necessary, cut the content to be within the allowed time. Produce a final draft that is easy for you to read and speak from on the Weekend. If your community uses visual aids (such as projection of the outline, etc.), provide a copy of the rollo, along with appropriate visuals, to the person who will be the projectionist. Give a copy to the rector. Now, you can relax!


THE TRES DIAS WEEKEND

During the Weekend, allow God to work through your rollo (the instrument He has helped you prepare). It has been honed and refined through prayer, meditation, sharing and critiquing. Your greatest temptation will be to tamper with it since you may believe you can make it even better. Perhaps you can; but it is recommended you do not alter it much more. Through the grace of God, what you have will be usable and will undoubtedly speak to many candidates --- and most likely to many team members on the Weekend as well. They will hear it in grace; God will use it to bless them.

If you have time before you are to present the rollo, read through it one more time so the thoughts are fresh in your mind. Now is not the time to make any more changes. Present what you have, trusting that the Lord has helped you write it. Be in prayer and ask another member of the team to pray with you before delivery of the rollo on the Weekend. The Lord will certainly bless you and those who hear the rollo.

Remember to smile frequently, as though indicating you are actually enjoying standing there in front of the candidates and team, sharing what God has given you. He will provide you with the strength to get through it. When you have completed your presentation, you will actually feel quite good about what you and the Lord accomplished together!

The Service Card/Growth Guide

ORDER OF REUNION	ACTION	
<p>Come Holy Spirit, fill the hearts of your faithful and kindle them in the fire of your love.</p> <p>Send forth Your Spirit and they shall be created.</p> <p>Response: And You shall renew the face of the earth.</p> <p>Let us pray; O God, Who by the light of the Holy Spirit instructs the hearts of the faithful, grant that by the same Holy Spirit we may be truly wise and ever enjoy His consolations.</p> <p>Through Christ our Lord, Amen.</p> <p>Our Father . . . Glory Be . . .</p>	<p>4. What discipleship success did the Lord accomplish through you:</p> <p>in your family</p> <p>in your work</p> <p>in your environment?</p> <p>5. With what failure have you been tested</p> <p>in your family</p> <p>in our work</p> <p>in your environment?</p> <p>6. How did you fulfill last week's plan?</p> <p>What are you planning for next week?</p> <p>7. Activities of the group?</p> <p>8. A prayer for those who have not fulfilled their commitments.</p> <p>(If one of the members of the group is missing, say a prayer for him.)</p>	
<p>PIETY</p> <p>1. With what spiritual aids have you nourished your vital union with Christ this week?</p> <p>2. What was the moment in which you felt closest to Christ?</p>	<p>PRAYER OF THANKSGIVING</p> <p>We give thanks, Almighty, God for all the benefits You have given us. You Who live and reign forever and ever.</p> <p>Amen.</p>	<p>Name: _____</p> <p>Table: _____</p>
<p>STUDY</p> <p>3. What have you done to understand better the gift of God?</p>		

YOUR PIETY	YOUR STUDY	YOUR ACTION
<p><i>"Without Me you can do nothing."</i></p> <p>Morning Offering</p> <p>Personal Prayer Period</p> <p>Worship</p> <p>Communion</p> <p>Helping Another</p> <p>Altar Visits</p> <p>Examination of Conscience</p> <p>Spiritual Direction</p> <p>Always consult with your</p>	<p><i>"If you only understood the gift of God! . . ."</i></p> <p>Bible Reading</p> <p>Reading books of formation, following the advice of your pastor</p> <p>Don't be satisfied with reading good book; read the best.</p> <p>Heavenly Father about your piety,</p>	<p><i>"I will make you fishers of men."</i></p> <p>What have you done during the week to extend the kingdom of God. . . .</p> <p>In your family</p> <p>In your profession</p> <p>In your environment</p> <p>In your church</p> <p>In your group</p> <p>In your sequela</p> <p>your study, and your action.</p>

THE RELATIONSHIP OF THE TALKS

The relationship of the talks given on a Tres Dias is both important and unique. To a large degree, the talks present the message and form the character of the Weekend. Given by persons from various denominations and congregations, they also help to give an ecumenical flavor to a Tres Dias Weekend. Most important, the talks help stir in one's mind, questions to ponder during table discussions and often, even into their Fourth Day.

There are three types of talks presented during a Tres Dias:

Five clergy meditations:

KNOW YOURSELF
THE PRODIGAL SON
THE THREE GLANCES OF CHRIST
THE FIGURE OF CHRIST
CHRIST'S MESSAGE TO THE PESCADORE

Five clergy rollos:

GRACE
THE HOLY SPIRIT
SACRED MOMENTS OF GRACE
OBSTACLES TO GRACE
LIFE IN GRACE

Ten lay rollos:

IDEALS
THE CHURCH
PIETY
STUDY
ACTION
LEADERS
ENVIRONMENTS
CHRISTIAN COMMUNITY TN ACTION
REUNION GROUPS
LIVING THE FOURTH DAY

The inter-relationship of these talks is a key to the dynamics of the three days. Their progression prepares the candidates for their Fourth Day. Tres Dias recognizes this importance and prescribes the order and content of the talks in ***"The Tres Dias Essentials"***. These ***"...Essentials,"*** differentiate between the lay and clergy talks. In reality, it is as though there is only one talk given during the Tres Dias, which is divided into twenty segments: some are meditations (5) and some are rollos (15). They build upon each other.

The following observations can be made when studying the relationship of the talks given within the Tres Dias:

- There are an equal number of lay rollos and clergy rollos and meditations;
- On the whole, lay and clergy talks alternate with each other;
- The first talk of each day is a clergy meditation, announcing the theme of the day;
- The last talk of each day is a lay rollo given by a rollista whose life is a witness to the message.

Tres Dias is a cooperative ministry between laity and clergy and shows that this relationship can work on the Weekend and in the Fourth Day. On the first evening, the meditations indicate the direction for the whole Tres Dias experience. Each morning of the three days, a meditation presents the direction for that day.

TALKS ON THE FIRST EVENING

The first evening contains two meditations which are given by clergy. For the candidates, this is a time of transition from a busy world into the Weekend. It is a time for introspection. It is the threshold to the pilgrimage. The theme of the Weekend is announced in the two meditations: **KNOW YOURSELF** and **THE PRODIGAL SON**.

KNOW YOURSELF invites the candidates to take a candid look at themselves. This meditation invites them to “come to themselves” to identify their potential and their limitations.

THE PRODIGAL SON meditation assures the candidates that, just as the father in the parable loves his two sons, God loves each one of us. He comes toward us with open arms to greet us. In fact, He expects us and has a feast ready for us. (As an option on a Women’s Weekend, the Hosea — Gomer story [Hosea 1-3], or the woman taken in adultery [John 8:1-11] maybe used.)

THE TALKS OF THE THREE DAYS

Each day begins with a meditation, given by clergy, which presents the direction of the day. All rollos for the remainder of the day pursue that direction. The final rollo is given by a lay team member who has made the message of that day a personal living testimony of living the Christian faith. This rollista demonstrates that the message is worthy and workable.

THE TALKS OF THE FIRST DAY

The talks of the first day begin the alternating pattern of lay and clergy presentations, starting with the morning meditation, **THE THREE GLANCES OF CHRIST**, given by clergy. This meditation begins the transition from introspection to a proclamation of Christ. Its message is simple. In the Gospels, three people met Jesus during His ministry and each responded to that meeting in a unique way. On this first day of the Tres Dias, Christ is revealed to the candidates.

The first rollo, **IDEALS**, challenges the candidates to think about their own habits and life situations and prepares the way for the rest of the day - - and even the rest of the Weekend. Because ideals are basic to life and give direction to our very existence, we need to know what they are. The candidates are left to consider the question: "What are my ideals?" They are also told how they might learn the answer (by contemplating the four questions regarding time, talents, treasures and thoughts).

The second rollo is **GRACE**. Grace is the reality which makes the love of God in Jesus Christ tangible and experiential. Grace provides a bridge by which a Christian answer can be given to the questions raised in the **IDEALS** Rollo. It provides a foundation for the rest of the rollos. These rollos clarify for the candidates that God's gracious offer to us in Jesus Christ can be received personally. When the invitation is issued and the heart is receptive, then a life in grace may begin.

The third rollo speaks to **THE CHURCH**, the assembly of men and women, in all times and places, who are awakening to God's grace in Jesus Christ. We are the church, the people of God. The church is Christ's men and women, laity and clergy working in partnership, who respond to the call of God to live together in grace. The mission of the community is to be active in the world for Jesus' sake.

THE HOLY SPIRIT is the fourth rollo. This rollo teaches that God empowers the church to fulfill its mission. The Holy Spirit brings the church into being, provides the gift of faith, and calls individuals into the church. The Holy Spirit lives in the hearts of believers, guiding, comforting, and strengthening those who have received Jesus Christ into their lives. It is The Holy Spirit who provides the gifts for building up the Body of Christ and for telling the world about God's love. **PALANCA** is introduced during or at the conclusion of this rollo.

What are the results of accepting Christ, of freely receiving God's grace and the gift of faith, and of being empowered by God's Spirit in the fellowship of the church? The fifth rollo, **PIETY**, presents an answer. Piety manifests Christian qualities of life which are Christ-likeness, gratitude, freedom, and maturity. It is a life in grace. This rollo aims to awaken in the candidates, a desire to know Christ better, as they submit their weakness to His strength. It should also clearly present answers to the questions raised in the first rollo of the day, **IDEALS**. More specifically, it should make clear that for the Christian, there are not multiple ideals, but one ideal; and that ideal is that a person must focus his/her life totally and completely toward God!

THE TALKS OF THE SECOND DAY

The pattern of talks begun on the first day is continued on the second day: an alternation of talks by clergy and laity. It begins with a morning meditation on **THE FIGURE OF CHRIST** and includes a recitation of Psalms and prayers from the **Pilgrim's Guide**. This meditation opens the theme of conversion for the day: after we meet and accept Christ in faith, how do we obey Him?

The rollos of the second day, starting with the **STUDY** rollo, show the way. The candidates are taught that we can come to know, trust and obey God in Christ through the written and spoken word of the Bible. Other insights preserved in the writings of

Christian men and women throughout the centuries are also available for our study. In addition, certain modern media are mentioned, which assist us in our Christian study. With prayer as our guide, and through the power of the Holy Spirit, these study aids will teach us to not only know Christ, but to know Him better and want to follow Him.

Reading and study, however, are only part of the answer. We also come to know God in Christ through various other methods which **He** has chosen and provided. In Tres Dias, we refer to them as: **SACRED MOMENTS OF GRACE**. These acts and/or events are known in various traditions as Sacraments, Ordinances, Covenants, Church Rites, Means of Grace, and Signs of Grace. In some traditions, they are not even named; nevertheless, most of them are practiced in the various denominations and churches. This clergy rollo presents these *acts o God* as visible signs of God's presence and power and as a means of grace for our journey from our birth to our physical death. A worship service including the celebration of Holy Communion is conducted during or following this rollo.

The **ACTION** rollo states the truth that we learn to know Christ through the loving acts of His people. This rollo speaks of ***"making a friend, being a friend and bringing our friend to Christ"***. If those listening to this rollo remember nothing else, it is hoped that it would be that phrase. The Holy Spirit leads us in ways that help us bear witness to our faith. Examples are given of how the rollista has influenced others, and how the rollista has been challenged, converted and strengthened by such Christ-directed actions.

There are forces which interfere with or distort our relationship with God. These are discussed in the fourth rollo of the day, **OBSTACLES TO GRACE**. What obstacles hinder the Christian from reaching maturity? They tempt and cause us to stumble every day; they are around and within us. This rollo uncovers some of them so they may be recognized. It also teaches how, with God's help, these obstacles can be overcome.

The final rollo of the second day is **LEADERS**, an expression of our Baptism into Christ. The rollista exemplifies the message of the day. The rollista is familiar with Scripture, and actively involved in living a holy life (Col. 3:1-25). The speaker testifies of a living faith and reveals that each person who accepts God's call is a leader. We are ALL called to be leaders for Christ. Each bears witness to the presence of Christ in their life. The rollo discusses the qualities of a Christian leader. **PIETY**, and the whole of the first day, focused on one's relationship to God. **LEADERS**, and the second day, develops this relationship and stresses how the candidates can come to know Christ better -- and then share Him with others.

THE TALKS OF THE THIRD DAY

The third day, as each of the two previous days, begins with a meditation, **CHRIST'S MESSAGE TO THE PESCADORE**, which sets the course for the day. The message is that He has called each of us to be followers and to be His leaders in all areas of our daily lives. We are to join in Christ's suffering for the world through self-denial --- for the sake of the Risen Christ. It requires working in the Christian community.

The first rollo of the third day concerns the several **ENVIRONMENTS** of a Christian. It observes that if Christians are to be effective in bearing witness to Christ, they must

understand the world in which they live. They should be a positive influence, seeking out individuals to befriend with whom they can share Christ. One way to transform our environment is through person-to-person contacts; in whatever environment we are situated. This work is done with patience, perseverance, prayer and through the power of the Holy Spirit.

The last clergy rollo of the three days is **LIFE IN GRACE**. It presents the key ways for a Christian to keep in touch with Christ. In addition to the experience of the Weekend, it offers a practical program of spiritual growth. Study of the Bible, prayer, and frequently availing oneself of Holy Communion are primary means for sustaining the life in grace. A life in grace is maintained through finding peace, purpose and power in Christ. The Spiritual Director's own reflections of the Weekend and his personal testimony may be given in this rollo.

The next rollo is **CHRISTIAN COMMUNITY IN ACTION**. This rollo further develops the implications of the **ACTION** rollo, which dealt with actions of individuals. This rollo deals with community action, both in its inner life and outer witness. First, there are some projects so massive (large crusades, for example) they can only be done by, or within, a Christian community. Second, it is important for the spiritual growth of each individual, that they receive training and equipping from the Christian community. The rollo discusses how the Christian community nurtures, trains and equips its members and thereby provides spiritual nourishment for itself. Its conclusion: the Christian community, with Christ as its Head, is always greater than the sum of its parts.

REUNION GROUPS first presents a brief summary of the previous rollos of the Weekend. It is recommended that this recap be given word for word from item I. A. of the *"Commentary on the Outline"*, in order to be concise and consistent regarding the message of each rollo. It emphasizes the need to remain in community. Whereas the previous two rollos speak about community in the larger sense of the church, this rollo presents the need for candidates to receive nurture from, and to be active in, a small group. It explains the elements of a successful reunion group, as well as the dynamics of reunion groups. It also introduces the Secuela. This rollo presents reunion groups as a powerful method for helping to sustain a Christian life. Also helpful is to reinforce the message of the **ACTION** rollo (**"Make a Friend, Be a Friend and Bring a Friend to Christ"**), considering that the reunion group is a good place to bring unsaved persons and/or other potential future candidates for a Tres Dias.

As with the last rollo of each of the previous days, the **LIVING THE FOURTH DAY** rollo, given by the rector, gathers up the message of the day. Because this is the last rollo of the three days, the rector seeks to exemplify not only the message of the day, but also of the whole Weekend. The rollo presents the Fourth Day as the rest of the Christian's life. It sets forth the need and the ways to be constantly attuned to Christ's spirit and will. The underlying tone of the rollo is to persevere.

Further, the rollista speaks about how things in the outside world have not changed much from what they were when the candidates left their home and/or work on the first evening of the Weekend. The candidates are reminded to be considerate of those whom they left behind when coming to the Weekend, and not to demonstrate unusual exuberance. In Southeast Tennessee, if the Rector is married, the spouse of the rector

joins the rector at the conclusion of their rollo to offer a brief sharing about re-entry back into the world they left on the first evening.

SUMMARY

The candidates, in reality, have been presented with one talk - given in twenty segments. They have been invited to look at themselves and see who they are. They have also been reassured: No matter where they are or how far they have wandered, God is there with-open arms, welcoming them back.

They have been told that being human is to have ideals; and living a life in grace, focused totally and completely toward God, is the ***Christian ideal***. They have been told that all who have received Jesus Christ as Lord and Savior and who seek this life in grace are members of His Church; furthermore, that we are led by the Holy Spirit in that quest. They have been challenged by people who are earnestly seeking to live a life in grace.

Once we desire to live a life in grace, there arises an equally strong desire to know Christ better. We are urged to seek Him in the Scriptures, in the frequent reception of Holy Communion, and in the actions of our fellow Christian brothers and sisters. When we make this search an active part of our lives and begin to suffer through obstacles to grace, we are developing into leaders for Christ.

We are becoming effective leaders for Christ as we understand the environments in which we live. This understanding is deepened by a devotion to God and by constant contact with fellow Christians. In this way, we mature spiritually and grow in grace during our life-long Fourth Day.

TEAM BUILDING

PRE-WEEKEND PHASE

Each team member is responsible for helping to build a cohesive team. This process occurs during the formative pre-weekend team meetings. Each team member should:

- Pray without ceasing for the candidates, team, their families and the community;
- Attend all team meetings;
- Prepare for and know your team duties;
- Contribute to the sharing times;
- Make an effort to meet and know all team members;
- Participate with love in all liturgies, worship and praise sessions;
- Become familiar with the outline for each rollo;
- Enter into the rollo critique process with love and caring for your teammate and for what may affect/impact the candidates;
- Believe that the rector was chosen and anointed by God to be the human leader for the weekend; and
- Believe that God will give special power, grace and wisdom to the rector for the purpose of glorifying God during this time.

Importantly, apply to this team experience, the same mind you had on your original Tres Dias Weekend. Then, (depending upon where you made your Weekend) your rector asked you to:

- Believe that great things are possible;
- Have a spirit of openness to God and what He is asking of you;
- Have a loving concern for one another and total trust in God;

or

- Receive things in a Spirit of Idealism;
- Receive things in a Spirit of Cooperation; and,
- Receive things in a Spirit of love.

THE WEEKEND

The second area of common responsibility takes place during the Tres Dias Weekend. You are important in the process of making the Weekend effective. Some actions which are helpful include:

- Learn as many of the candidates' names as possible;
- Be as available as possible to the candidates during breaks and off-hours for fellowship and to get to know them;
- Wear your name tag;
- Observe the silent retreat time during the first evening;
- Share in the financial support of the Weekend;

- Perform the tasks assigned to you to the best of your ability, letting others do theirs; and,
- Trust the rector as God's chosen leader for the Weekend.

Remember that you will be blessed most when you are serving with love and humility.

POST-WEEKEND

The final formal team responsibility is to critique the Weekend. This takes place soon after the Weekend and is usually the last time the entire team will gather. The purpose of this team meeting is to review Weekend experiences so that we may encourage those actions which were supportive of *"The Essentials of Tres Dias "*, and learn from those that were not. Team members should review the Weekend in realistic, objective terms, carefully regarding the dignity of the rector. The rector will be using this data as the basis for a written report to the local Secretariat. While the critiquing process may vary from community to community, it is best when the local community has a prepared questionnaire to elicit responses from team members, in addition to encouraging them to write their unsolicited comments in narrative fashion. The team should use *"The Tres Dias Essentials"* as a guide for measuring the value of the pre-weekend and Weekend activities, possibly following along on the local communities "Detailed Schedule" as a convenient way to cover all activities.

While the first sentence in the previous paragraph spoke about the final **formal** team responsibility, there is nevertheless, an informal responsibility the team has with regard to the new pescadores. The team (particularly table leaders and team leadership) should stay in touch with new pescadores, pray for them, and encourage them well into their Fourth Day. A couple of ways to do that is to have one or two team and candidates group reunions or a couple of reunions of the people at each table.

THE ESSENTIALS OF TRES DIAS

© COPYRIGHT 2005 BY TRES DIAS, INC.

1.0 Preamble

The TRES DIAS Movement endeavors to bring Christians to a closer, more personal walk with their Lord Jesus Christ and encourage them to Christian leadership and Apostolic Action in their environments.

TRES DIAS is based on the principles, the method, and the teachings of the Roman Catholic Cursillo movement initially proposed by Eduardo Bonnín and his fellow Christians. Each candidate goes through three phases of the TRES DIAS movement: the pre-weekend, the three-day weekend¹ and the Fourth Day. TRES DIAS is a Christian ecumenical movement.

"The founders of the Cursillo movement saw a world of great need around them. They knew that the answer to the needs of the world had to be Christ and His Grace; but ... they saw Christians who did not live for Christ, and they saw a church that was ... ineffective and without life. They developed the Cursillo to meet part of this problem: to provide any part of the church which was ready to undertake the formation of Christian life with all the people it needed -- people who would have the deep dedication to Christ and to bringing all peoples to Him -- people who would undertake a regular program of formation in Christianity, and who would make their Christian life conscious and vital -- people who would understand how to be part of a unified apostolic effort."²

The main teaching of TRES DIAS is God's unqualified love for each of us through grace. It asks each member of the TRES DIAS community to grow in their personal piety, to study God's Word and other Christian writings and to express their love for Christ in Christian Apostolic Action.

These three aspects of Christian growth are stressed in the cloistered environment called, "the weekend." An invitation is issued during the weekend for each Pescadore to join a small group of his/her own choosing for continued support, prayer and encouragement.

In order to ensure consistency and stability within the TRES DIAS Movement, there must be certain essential aspects to which all TRES DIAS organizations conform. These Essentials fall into two categories: those which are quantitative and those which are qualitative in nature. It is the intent of TRES DIAS to use both of these categories as criteria for chartering local secretariats.

It should therefore be the policy of local secretariats to comply with these Essentials. Policies of local secretariats which deviate from these Essentials must be reviewed on an individual basis and are subject to the approval of TRES DIAS.

2.0. Essentials of the Movement

1. TRES DIAS Is A Christian Movement.

The ultimate objective of the TRES DIAS movement is to strengthen and extend the

Body of Christ. No TRES DIAS organization shall change the teachings or practices of the TRES DIAS Movement to accommodate the participation of non-Christians.

For the purposes of these Essentials, "Christian" is intended to refer to those who are seeking a closer relationship with Jesus Christ as their Lord and Savior.

2. TRES DIAS Is A Christian Ecumenical Organization.

All TRES DIAS organizations shall actively seek the participation of persons from all the Christian denominations in their environment.

All TRES DIAS organizations shall stress those things which the Christian denominations have in common and respect those things which are different.

All TRES DIAS organizations have the duty and the authority to protect the TRES DIAS ecumenical structure.

3. Tres Dias is a Lay-led Movement. TRES DIAS is a lay-led organization; however, the active participation of the clergy is both essential and to be encouraged.

4. TRES DIAS is a Non-Profit Movement.

TRES DIAS organizations should pursue prudent fiscal policies. They shall avoid accumulating assets beyond what is required to carry out their part in the TRES DIAS Movement.

5. The TRES DIAS Movement Shall Not Assume the Role Of A Denomination

TRES DIAS is not a church-substitute; rather, it encourages Christians to worship and serve in their home congregations, as leaders.

6. Tres Dias Is Not A Service Organization

The TRES DIAS Movement encourages Pescadores to participate in "worthy projects." TRES DIAS organizations shall limit their activities to those related to carrying out the Tres Dias method.

3.0 The Essentials of the Tres Dias Method

1. The three sequential phases of an individual's involvement shall be: The Pre-Weekend phase, The Weekend phase, and The Fourth Day phase.

2. The object of the Pre-Weekend Phase is to prepare individuals for effective participation in the Weekend.

3. The purpose of the Weekend, in terms of method, is to prepare individuals for effective participation in the Fourth Day.

3.1 The Essentials of the Pre-Weekend Phase

1. That the candidate be sponsored for participation in all phases of the Tres Dias Movement, rather than just the Weekend.

2. That Candidates be sponsored by a member of a chartered Tres Dias community or similar community approved by TRES DIAS.

3. That candidates have a desire for a closer relationship with Jesus Christ as their Lord and Savior.

4. That candidates be accepted candidates from all Christian denominations.

5. That candidates be at least 21 years of age. However, if a local secretariat, using its best judgment, finds a sound and compelling reason (such as a spouse of a pescador, or military personnel), it OCCASIONALLY, on a case-by-case basis, may accept a candidate who is at least 18 years of age.

6. That candidates have not previously made a Tres Dias Weekend or a similar experience recognized as equivalent by TRES DIAS.

3.2 The Essentials of the Weekend Phase

1. The weekend has the following characteristics:

- A. It is a weekend of living in Christian community involving a combination of carefully developed activities and teachings which are meant to lead to a fuller personal commitment to Christ.
 - B. It embodies personal witness, but is not a revival meeting.
 - C. It employs group dynamics, but it is neither sensitivity training nor group therapy.
 - D. It employs theological instruction that encourages the candidate to study his/her own Christian beliefs, but it is not a course in doctrine.
 - E. It includes a period of silent introspection, but it is not a retreat.
 - F. It is a renewal experience for Christians and is not necessarily a conversion experience.
 - G. It asks for basic faith, openness and seeking attitude on the part of the Candidate, but involves a great amount of dedication, prayer and careful planning on the part of the team.
 - H. It is an encounter with the Holy Spirit. However, TRES DIAS is not a "charismatic" movement.
 - I. The Weekend is a tool of God, not an end in itself. The weekend will not produce a permanent effect without Fourth Day activity.
2. The Spiritual Directors should be qualified to teach and counsel in spiritual matters.
 3. At least one of the Spiritual Directors on the Weekend should be ordained and be authorized to regularly celebrate Holy Communion by his/her denomination. For the purposes of these Essentials, "clergy" is intended to refer to those persons qualified to serve as Spiritual Directors.
 4. That men and women attend separate Weekends. The Spiritual Directors are exempted.
 5. Team members represent a spectrum of Christian denominations.
 6. That team members have previously made either a TRES DIAS Weekend or a similar experience recognized by TRES DIAS.
 7. That the Rector must be a layperson and be responsible for all aspects of the Weekend, under the authority of the local sponsoring Secretariat.
 8. That the team meets prior to the weekend to: promote community, receive instruction on the dynamics and critiques ALL Rollos.
 9. That the TRES DIAS weekend be an intensive three-day program lasting approximately 72 continuous hours.
 10. That the team and Candidates live in a cloistered environment for the entire Weekend.
 11. That lay-talks may not be given by clergy, and Spiritual Director talks may not be given by a lay person.
 12. That the Weekend begins in the evening with the following agenda:
 - Introduction given by the Rector
 - Start silent retreat to end after chapel the next morning
 - **Know Thyself** meditation, given by clergy
 - **Prodigal Son** meditation, (or alternatively, or a women's weekend, the Hosea-Gomer account as recorded in Hosea 1—3, or the account of the woman caught in adultery, as recorded in John 8:1-11) given by clergy
 13. That the first day of the Weekend will have the following agenda:
 - **The Three Glances of Christ** meditation given by clergy
 - The **Ideals** Rollo, given by a lay person
 - The **Grace** Rollo, given by clergy
 - The **Church** Rollo given by a lay person

- The **Holy Spirit** Rollo, given by clergy
 - The **Piety Rollo**, given by a lay person
14. That the second day of the Weekend will have the following agenda:
 - The **Figure of Christ** meditation, given by clergy
 - The **Study** Rollo, given by a lay person
 - The **Sacred Moments of Grace** Rollo given by clergy, followed by Holy Communion
 - The **Action** Rollo, given by a lay person
 - The **Obstacles to Grace** Rollo, given by clergy
 - The **Leaders Rollo**, given by a lay person
 15. That Chapel visits by each table occur the afternoon of the second day.
 16. That the third day of the Weekend will have the following agenda:
 - **Christ's Message to the Pescadores** meditation given by clergy
 - The **Environments** Rollo, given by a lay person
 - The **Life in Grace** Rollo, given by clergy
 - The **Christian Community In Action** Rollo, given by a lay person
 - The **Reunion Groups** Rollo, given by a lay person
 - The **Living The Fourth Day** Rollo, given by a lay person
 - The Apostolic Hour
 - The Closing
 17. That chapel visits by each table occur the third day, preferably in the morning.
 18. That table discussions follow each Rollo **except** the Fourth Day.
 19. That all Rollos and meditations follow the dynamics and outlines authorized by TRES DIAS.
 20. That the team and Candidates have the opportunity to celebrate Holy Communion each full day of the Weekend.
 21. That a diversity of environments and viewpoints must be attempted in planning the Weekend itself and in forming the tables.
 22. That the freedom of self-determination of each candidate be respected.
 23. That the lay Rollos be informal talks of a witnessing or sharing nature.
 24. That a friendly, creative Christian environment must be developed and fostered during the TRES DIAS weekend, as opposed to a coercive or manipulative environment.
 25. That the schedule allow time for informal personal contact among the team and Candidates.
 26. That the Closing be as well prepared as other activities of the Weekend.
 27. The sponsoring Secretariat encourages the community to participate in the weekend through spiritual and service Palanca.

3.3 The Essentials of the Fourth Day Phase

The Pre-Weekend and Weekend phases are only a prelude to each individual's Fourth Day.

1. Reunion Groups

- a. That local Secretariat encourages Pescadores to participate in Reunion Groups.
- b. That local Secretariat utilizes the form of Reunion Group known as the "Working Reunion Group" to carry out the activities of the Tres Dias Movement.

2. Secuelas

- a. That local Secretariat sponsor regularly scheduled Secuelas; preferably at least once each month.
- b. That each Secuela include an opportunity for Pescadores to participate in the form of Reunion Group known as the "Floating Reunion Group."
- c. That each Secuela includes a "Fourth Day Talk".

4.0 The Essentials of the Local Secretariat Organization

The function of the local Secretariat is to conduct an effective program in accordance with the Tres Dias Method. Each local Secretariat must have a document, approved by its membership, describing its structure and operating procedures. The members of a local Secretariat must have completed a TRES Dias weekend or a similar experience recognized by Tres Dias. All Pescadores of the TRES DIAS community whom the local Secretariat claims to represent must be eligible to serve as voting members and officers of the secretariat, providing they agree to meet, uphold and follow the qualifications as outlined in the local community's Constitution and By-laws. The local Secretariat have a plan for the periodic election of new members. The local Secretariat must be the sole sponsor of a Tres Dias Weekend held in its community. Each local Secretariat must sponsor at least two (2) TRES DIAS Weekends each year. For the purposes of chartering, this requirement may be waived by TRES DIAS.

¹ Although the three-days are referred to as "The Weekend" the three days of the "Tres Dias Weekend" need not include Saturday and/or Sunday. The "TRES DIAS Weekend" may be held on any three consecutive days of the week.

² Adapted from TRES DIAS, NOTES ON METHOD, STRUCTURE AND DYNAMIC March 1974.

THE ESSENTIALS OF TRES DIAS

RATIFIED: JULY 1980, POUGHKEEPSIE, NEW YORK

REVISED: OCTOBER 1984; JANUARY 1986; JANUARY 1993; OCTOBER 1994, JULY 1996, JULY 2005, JULY 2012

© COPYRIGHT 2012 BY TRES DIAS, INC.

Tres Dias of Southeast Tennessee Professor Debriefing Form

Weekend # _____ (Men _____ Women _____)

_____ Professor _____ Name _____

What was your overall impression of the weekend and team meetings?

Please list any areas that, in your opinion, need improvement.

Please describe any elements of the weekend that you feel were new or particularly successful.

Did you have any problems with any particular team members? (Please elaborate on the problem)

Please describe any outstanding efforts or actions by team members in your area.

Describe anything that could be done to help professors on future weekends.


Please provide any other comments you may have.

Please return this form to the Assistant Head Cha at the end of the weekend; your duty is not complete until this form is turned in.

TRES DIAS OF SOUTHEAST TENNESSEE

LEADERS PROFESSOR TEAM BOOK

Welcome to Christ's team. Whether this is your first team experience or one of many, it is the prayer of this community that it will assist you in developing a closer walk with our Lord and Savior, Jesus Christ.



ABOUT THIS BOOK

1. This book is used by men and women
 - Male pronouns (he, him his, etc.) are a convention of convenience and are understood to mean both male and female.
2. This book is intended to HELP
 - Please forgive its failings
 - Please help improve it by emailing your suggestions to your respective Leader's Person
3. This material is based on the Tres Dias International "Tres Dias Team Guide for Team Members" copyrighted 2005 by Tres Dias, Incorporated.
4. Please complete the Professor Debriefing Form at the end of this book and give it to the Assistant Head Cha at the completion of the weekend.

De Colores,
Your TDSETN Secretariat

TABLE OF CONTENTS

SECTION ONE

Professor Training Notes	Page 3
--------------------------	--------

SECTION TWO

Purpose of the Rollo	Page 6
Outline of the Rollo	Page 7
Commentary on the Rollo	Page 8

SECTION THREE

What is a Table Leader	Page 11
Brief Overview of All Rollos	Page 12
Planning/Preparing/Giving a Rollo	Page 13
Service Cards	Page 17

SECTION FOUR

The Relationship of the Talks	Page 18
Team Building	Page 24

SECTION FIVE

Tres Dias Essentials	Page 26
----------------------	---------

Professor Training – Speaking and Silent

Topics Covered:

1. **What is a professor?**
2. **What are the duties and responsibilities?**
3. **How shall a professor act?**
4. **What problems may I encounter? What are some techniques for handling these problems?**
5. **What are some common mistakes to be aware of?**
6. **What is a commitment/service card?**
7. **Writing a Rollo or talk.**

1. What is a professor?

- Another name for professor is table leader. You lead and guide the candidates through the material presented over the three days. This is a leadership position.
- There are two (2) professors at each table, one (1) experienced (dominant) and one (1) inexperienced. Six (6) of the 12 professors are experienced, i.e. they have served as a professor previously.
- Either position can be speaking or silent. There are nine (9) speaking professors and three (3) silent professors. You are there to share your wisdom and your relationship with Christ to others.

2. What are the duties and responsibilities?

- The primary duty of a professor is to be a servant and to love.
- The name “silent” professor can be misleading. The duties and responsibilities are the same at the table whether you are giving a Rollo or not.
- Pray for the team, candidates and your table.
- Study the structure of Tres Dias, and learn the key points of all the Rollos so you may easily lead and guide your table through the material.
- Study commitment/service card explanations in professor book in preparation to direct your table.

3. How shall a professor act?

- The key is to be a good example. You must set a good example for the candidates to follow. You will be a demonstration of obedience.
- Be the first to answer the bell and be on time in the Rollo room, chapel and meals.
- Take notes for all the talks. Do not stop taking notes even after being revealed.
- Be a good listener, only talk when necessary. If no one starts a discussion, then ask a question on the subject to the table in general, or to a specific candidate. Ask something that requires more than a “yes” or “no” answer.
- Your job is not to make the candidates “get it”, but to demonstrate the love and grace of God to them.
- Silent professors do not remain silent. This can be a distraction to the table throughout the weekend.
- Make sure that both professors do not leave the table at the same time. This will help keep discussions on track.

- **Be yourself.** God chose you because of who you are: your personality and experiences. Be the same before you are revealed as you are after you are revealed. Remember your intent is to share and instill love and trust in the candidates, not to deceive.
- **Be honest and truthful.** Answer all questions when asked, however, don't volunteer too much information. Once revealed, there is a tendency to focus on you and look to you for all the answers. This defeats the purpose of table discussions. In this case, try to answer their questions with a question.
- If you need to talk to the Rector or teammates, please don't whisper or make it appear that you are trying to hide something, or keep something from the table.
- First day at the table may be the hardest because you don't know how your table will react. Even though you may not know it, you are being watched by the candidates, and are a direct influence on their attitude and receptiveness. Again set a good example.
- Second day there is usually more sharing, however, be prepared that you might have to share personally first. Make every effort to keep the discussion on the subject. Again, be a good listener and show concern.
- Third day it is again important to keep table discussions on the subject. This is also a good time to clear up and emphasize any points from the weekend that need to be revisited.

4. **What problems may I encounter? What are some techniques for handling these problems?**

- You may have some that like to talk too much. You may slow them down by asking a difficult question. It is best to listen at first, then, when you get a chance, thank them and ask the table what they think.
- You may have some that don't talk much. They may be timid, insecure or just taking it all in. Don't pressure these people into speaking. Try to draw them in to feeling like part of the group by asking them "yes" or "no" questions and then express your agreement with them.
- You may have some that are aggressive or argumentative. Don't let them upset you or the table. Try to find some value in what they say and emphasize this and move on. Asking questions is the suggested method of directing the table.
- Sometimes there may be a role reversal in the candidates as the weekend progresses. The quiet ones will talk and the talkative ones will be quiet.

5. **What are some common mistakes to be aware of?**

- You may talk too much at your table.
- Not listening can lead to not being aware of what is happening at your table, or on the weekend.
- Get the names of your table right and pronounce them right. This can mean a lot.
- Do not try to do excessive amounts of palanca on the weekend – complete it before you leave home.
- Never bring up negatives and always accentuate the positive.
- Never lie to or deceive anyone. Answer all questions when asked, however don't volunteer too much information.

6. **What is a commitment/service card?**

- This card is to assist you in continuing to grow in Christ.
- Further explanation is in your professor book and in team section meetings. Please study.
- Emphasize at your table that these are only guidelines. These cards are by no means Tres Dias “rules” that have to be followed.
- Please recommend to the candidates to be realistic in their times as they make commitments. It may be helpful to have your own card on the weekend, and share your own personal experiences.

7. **Writing a Rollo or talk.**

- Spend time in prayer before writing the first word. God already has the talk for you if you are prepared to listen to Him.
- Read the outline and the summary carefully.
- The “write-downs” to be included in the talk are the actual outline. Do not omit or change any part of the outline. All points must be covered.
- It is **not** recommended that you read talks previously given on a weekend. Your talk should be unique to this weekend. You may use parts of the outline summary in your Rollo if you want to.
- The talk must not exceed the time limit of 30 minutes – including your song. Piety time limit is 45 minutes.
- The outline is only the skeleton. Include personal sharing that emphasizes the talk you are giving. (If your sharing is primarily on action, but your talk is on study, it is not relevant) Ask God what He wants you to share.
- If the talk includes something about another person, (including your spouse or ex-spouse) please ask that person’s permission to share. If they say no, then do not include it in your talk. God will honor your obedience.
- Have your talk completed to turn into the Rector at least one week prior to the first team meeting or the date requested by the Rector. You should email your talk to the rector by that date. The rector will forward your talk to the Backup Rector and the Secretariat Leaders Person to review. The Rector will assign you a practice talk date at the team meetings. The team will hear and critique all the Rollos that will be presented on the weekend. The Rector will give you feedback from your practice talk.
- Do not change your talk after approval from the Rector. Do not change your talk on the weekend without approval of the Rector.
- As you read over your completed talk, ask yourself if it gives the listener the vision of the talk as presented in the outline summary.
- Become very familiar with your talk – practice.
- Write out everything you plan on saying.
- It is suggested that you do not bind or staple the pages, but simply slide the pages over on the podium. Be sure to number the pages.

LEADERS

PURPOSE AND SITUATION OF THE ROLLO

LEADERS is the fifth and final rollo of the second day. The first day discusses the nature of our relationship with God. The second day describes the daily living of this relationship. This rollo provides examples of living in Christ's presence and being Christ's presence in the world. This rollo prepares for the unfolding of the third day.

This rollo is not concerned with the principles of leadership as taught in the secular world; rather it describes the qualities needed to be a successful Christian leader. It clarifies the ideal that has been presented to the candidate and gives a model of what he/she should become. The intent of the rollo is to excite within the candidates, a desire to know and to accept God's calling to be Christian leaders. The rollista shows that being a leader occurs in day-to-day action within every Christian's environment.

A leader is a person who ***influences others***. The focus of this rollo is to show the candidates that they are leaders and are to become effective in their environments. Leaders are to make use of their abilities in making an impact for Christ. The Leaders talk is about the importance of developing oneself into an effective Christian leader.

This rollo helps the candidate to think about himself or herself and how he/she will have to change to become an effective Christian leader.

The rollista's personal witness is essential to this rollo; it should be shared throughout the rollo. Through realistic, enthusiastic and transparent witness, the rollista sets forth a way of life which will influence and strengthen others in their faith to reach out in love. The examples should enable the candidates to see themselves as leaders

Time objective: Should not exceed 30 minutes

LEADERS

OUTLINE

- I. INTRODUCTION
 - Define Leaders: Leaders are those who with their person and conduct influence the thinking and actions of others
- II. WHO IS A CHRISTIAN LEADER?
 - A. One who accepts God's Call
 - B. One who leads by serving
- III. QUALITIES OF A CHRISTIAN LEADER
 - A. To know the ideal — the Ideal is Jesus
 - B. Servanthood (humility)
 - C. Initiative
 - D. Generosity
 - E. Excellence
 - F. Faith
 - G. Hope
 - H. Love
- IV. CONCLUSION
 - We are all called to be leaders for Christ

LEADERS

COMMENTARY ON THE OUTLINE

(This material is intended as a study aid *for* the Rollista. It is not intended to be the rollo.)

I. INTRODUCTION

- **Define Leaders:** Leaders are those who with their person and conduct influence the thinking and actions of others.

This rollo declares that each candidate is a leader. The rollista should state this.

The rollo is about the qualities that make a Christian leader, not about leadership qualities as the world sees them. (1 Sam. 16:7.) The Leaders talk brings the day to a conclusion by presenting how the candidate can put all of his/her life into the service of Christ. The rollo completes the process of formation that is presented on the second day. The emphasis is on the candidate being a leader and influencing others for Christ.

II. WHO IS A CHRISTIAN LEADER?

- A. One who accepts God's Call.** A Christian leader is one who accepts God's call to influence others for Christ. A leader is one who recognizes in oneself the call to follow.
- B. One who leads by serving.** A leader is a servant and a servant is a leader. We are called as servants to influence others to live as Christians; to transform the environment and to change the world. Those influenced include family, friends, coworkers etc. (John 1:40-42)

III. QUALITIES OF A CHRISTIAN LEADER

A Christian leader possesses God-given qualities. The following qualities, founded on faith, allow him/her to draw on the power of God to change the world.

- A. To know the ideal-The ideal is Jesus.** The picture of Jesus Christ, painted so vividly in the Word of God, presents the ideal to become more Christ-like, which each Christian must strive for to be an effective leader.
- B. Servanthood (humility).** Humility is the knowledge, awareness, and acceptance of our condition, as the Lord's instruments, using the talents He has given us, so that we may put them to use for His purposes. It involves recognizing that everything that we are comes from God; we are nothing in ourselves. It also involves recognizing that God has given us talents and abilities. A servant leader is the model Jesus showed us.

- C. Initiative.** A leader is willing to step out in faith to take risks, and be willing to fail. In a community of believers, it is not always having to wait for unanimity or a vote of confidence.
- D. Generosity.** A leader will be more effective the more generous he/she is. This is especially true for the Christian leader. Our model for generosity is Christ. A leader gives willingly and joyfully of oneself: time, talents, money, and service.
- F. Excellence.** Do everything as unto God (Col. 3:23). A Christian leader is often scrutinized by the world. Give God your very best.
- F. Faith.** Confidence in the grace of God. Knowing ourselves to be instruments of God, we trust Him in everything.
- G. Hope.** This hope is greater than any human hope; it comes from knowing that the work is God's. Christian hope endures because with God all things are possible (Romans 8:28; Mark 9:23; Matthew 19:26.)
- H. Love.** Love is the essential quality of a Christian leader. Every situation in life is an opportunity to express Christ's love; every Christian leader's action is an expression of His love.

IV. CONCLUSION

Christians are all called to be leaders for Jesus Christ — We are leaders when we reach out to others so that they might in turn respond to the Holy Spirit. Christ is the model and the ideal of the Christian leader; all of the qualities of the leader presented in the Leaders rollo are qualities which Christ has demonstrated.

You are a Christian leader!

We are all called to be leaders for Christ

(Our second day has focused on Christ. It began with a meditation on Christ, the leader of men and women. It ends with a talk on all Christians as leaders of men and women)

Note to the rollista: *There is far more subject matter in this “commentary . . .” than is required to meet the time objective of the rollo. While it is necessary to speak very briefly on each item listed in the outline, be careful to select for expansion, only those items for which you have something significant to contribute - - usually through personal experience. Remember, the in ore important part of the Weekend will occur during table discussions than what participants will learn or remember from hearing the rollo. The rollo is meant more to spark ideas for the table discussions than it is meant to be instructive.*

Time objective: Should not exceed 30 minutes

LEADERS

BIBLE REFERENCES

(These Bible references are included here to help the rollista understand some of the biblical background of the rollo. The list is neither complete nor is it intended to become part of the rollo. Read the references and listen for the Word of God.)

Genesis	12	Abraham leaves his country
Exodus	6, 7	Moses claims to be a poor speaker
1 Sam	3	Samuel's call from God
1 Kings	19	Elijah's mission
Jeremiah	1	God knew him before he was formed in the womb
Amos	1	Amos among the shepherds
Matthew	5: 14-16	Let your light shine before men
	7:12	The Golden Rule
	28:19-20	The Great Commission
Mark	10:42-45	The great must be servants
Luke	22:26	Leaders must be servants
John	13:12-17	Christ's example
	21:15-19	Tend and feed Christ's sheep
1 Cor	2:3-5, 14	Supernatural understanding
Eph	5:8-9	We have become the Lord's people
1 Thes	1:2-8	Imitate Christ
1 Peter	2:11-17	Your conduct will cause others to praise God

What is a Table Leader?

Those team members who sit at the tables are called table leaders. Some of them may also give rollos (rollistas). (In some communities, table leaders are referred to as “professors” and “silent professors”).

During the team meetings, the table leaders, especially those who are not giving rollos, have a great opportunity to observe the unity and wholeness of the team as it develops. The rector is managing the Weekend; the auxiliaries (Chas) are supporting the physical needs of the team meeting and planning to meet the needs of those who will be attending the Weekend; the rollistas are concentrating on their rollos. Consequently, the table leaders are the ones who are free of other responsibilities and who frequently can supply the insight and support which can help bring the team together as one body, in unity of purpose, under Christ.

During team meetings, while every team member is important to the critiquing process, table leaders (and ex-rectors or others who have previously given a certain rollo) are especially key in the important task of rollo critiquing. They are ideally placed to focus on the rollo outlines and the flow of the Weekend. During the Weekend, knowing the content of the rollo, they should use that knowledge to aid in the table discussion.

Once the Weekend begins, the task of the table leader is to unite those at the table to which they have been assigned. Table leaders need to be especially available to the candidates assigned to their tables. The candidates at the table, the Weekend’s little Reunion Group, are the object of the table leaders’ special attention and affection.

During the Weekend, the most important interaction occurs at the tables. This is the first time many of the candidates will have had experience in a small reunion group. In this group, they often learn to share openly and honestly about their lives. It is also where they frequently laugh, cry and pray together and develop a trust relationship which often lasts long after the Weekend has ended.

Brief Overview of the Rollos

The IDEALS rollo is designed to start us thinking about the purpose and plan for our lives. It encourages us to set goals that are lofty and attainable. That our lives change and so do our ideals.

The GRACE rollo shows us that God can enable us by His grace to overcome all our fears about failures and achieve any God given ideals.

The CHURCH rollo shows how we each need to be an active part in our church; to fulfill our roll in the body of Christ.

The HOLY SPIRIT rollo begins to show us just how much Jesus loves us and that through the power of the Holy Spirit we can become more than we are.

The PIETY rollo begins to open our hearts to a new perspective of our life...directing it entirely, on purpose, to God and His kingdom work.

The STUDY rollo shows us the importance of knowing God's word in order to live a life of piety. How can we live in victory if we don't have the weapons to fight the good fight? This talk should make us see the beauty and value of knowing God through His Word.

The SACRED MOMENTS OF GRACE rollo takes us to the foot of the cross to see just how much Jesus loves us and the high value He places on each of us. This is the time for self examination to make sure we have a salvation relationship with Christ.

The ACTION rollo challenges us to take our faith and our hope out into the world around us. Not just to be laymen in the church but everywhere we are. To show us that action does not have to be big things, but a life lived to God's glory.

The OBSTACLES TO GRACE rollo shows us the truth about the struggle involved in our daily walk of piety, study and action. The enemy will not leave us alone if we are determined to follow Christ.

The LEADERS rollo calls us to a higher level of thinking...that we are actually to be leaders. Not just someone who takes action but someone who leads others to take action. We can do all things through Christ.

The ENVIRONMENTS rollo then reminds us that we will be going home, back into our own unique environment. God has placed us there to be Jesus with skin on to our little world...home, work, play, church and community.

The LIFE IN GRACE tells us more about walking out the truths we have learned during the weekend. It can all be done.

The CCIA (CHRISTIAN COMMUNITY IN ACTION) rollo reminds us that we are not lone rangers. There are many Christian communities that we belong to...church, Tres Dias, bible study, Sunday school, young life....and a group effort can make an immeasurable difference.

The REUNION GROUPS rollo offers reunion groups as an additional means of enhancing a personal relationship with Christ.

The LIVING IN THE FOURTH DAY rollo gives new information regarding tools to help the new Pescadores in their new life journey...reunion groups, Secuelas, working weekends. It also cautions them about returning to their environments with a "know it all attitude." It gives them direction in beginning their fourth day.

HOW TO PLAN, PREPARE, AND GIVE A ROLLO

On a Tres Dias Weekend, a rollo should be a concise, well prepared and critiqued talk containing a balance of teaching and witness. As a rollista, your goal is to strive for brevity and balance in your rollo. The rector for the Weekend, and others in the community who are involved in team selection, see this potential in you.

You are urged to study this section with even more diligence because each Weekend is new and different.

BEFORE YOU START

1. Pray! Prayer will focus your heart and mind upon the task God has established for you in the context of this Tres Dias Weekend. Ask yourself “Why has God chosen me for this talk?”
2. Read carefully, the section on the *“Relationship of the Talks.”* If you are assigned to present the *“Ideals”* Rollo, don’t write it in such a fashion that it has any heartrending witness, as might the *“Piety”* Rollo.
3. Before you begin to prepare your Rollo, read the sections that deal with the *“Purpose and Situation”*, *“The Outline”*, and *“The Commentary on the Outline”* for your own rollo.
4. Read the Scriptures indicated in the *“Bible References”* section for the rollo. These are included to stimulate your understanding of the Christian teaching embodied in the rollo. They need not become part of the rollo, though they may be used as you deem appropriate for the rollo.
5. Ask your rector the following questions.
 - Will I be assigned a mentor to assist me with the writing of the rollo? (frequently done for a first-time rollista)
 - Should I show a written draft of the rollo to you or to a mentor you will assign to me before it is presented for critiquing by the entire team? (Frequently done for a first-time rollista)
 - At which team meeting is the rollo to be critiqued by the entire team?
 - Are there other responsibilities in addition to preparing and delivering the rollo? (e.g., any suggested table discussion questions, references for a Weekend book list, which might be required if the *“Study”* Rollo is the one being assigned, etc.)

If you have taken the suggestions presented in the above paragraphs seriously, you may feel overwhelmed. You may want to say far more than could possibly fit within the time constraints of the rollo. The *“Commentary on the Outline”* often includes much more ideas and material than can be used in the rollo; also, the material in the *“Commentary...”* is **not** to be used and presented verbatim. While you may use the ideas, the words should be your own. Remember that many others have done this rollo before you. So, count this abundance as a blessing and thank God for it. Prayerfully select the choicest fruits from the harvest before you. Remember, **the outline is just a skeleton.** The sinews, flesh, skin and blood needs to be put there by you. However, the Holy Spirit will breathe life into the rollo (Ezekiel 37), if you will only surrender to Jesus and ask for His assistance as you step to the podium to present the talk.

THE FIRST DRAFT

Some rollistas may have difficulty producing the first draft of their rollo. While there are many good books on the subject, a highly recommended approach is to quickly capture your own first thoughts. Let your ideas flow; get something down on paper (or on the computer). At this juncture, it is not important to have everything in the proper order. Look at the *Outline* and select a point; begin to capture and record those thoughts. Forget, at least for the moment, about grammar, punctuation and formatting; those details can be done later.

Since you are required to include the topics listed in the rollo “*Outline*” in this *Guide*, start preparing your rollo from that outline. Use examples from your own experience and heritage to expand the basic outline. The candidates need to hear about the real you in the rollo. If you have any concerns or problem with the required material, speak with the rector. The rector will either answer your concerns/questions or refer you to someone who can assist you.

If the rollo is to contain your personal testimony, include it in the outline. Many first-time rollistas have never before witnessed to the power of Christ in their lives. They may have difficulty including a personal testimony appropriate to the subject of the rollo or, they may have difficulty keeping the rollo within reasonable time limits. Remember that the candidates may also find personal testimony just as difficult to listen to as it is for you to speak it; so be sensitive to them when you prepare your rollo. Furthermore, delivering a rollo is not a time to preach on some current heated political or religious subject which you may have on your heart. That is not to say such a subject is not important to you or to Christ’s church; however, a Tres Dias Weekend is not the place to preach on this type of subject. Any discussion of current controversial issues, if brought up at all, should be a small part of your rollo and should flow naturally as a part of your personal witness. Neither should any such issues be presented in a way which would be judgmental; that is up to God.

DELIVERY

While some persons may prefer to speak from an outline and others prefer to speak from a script, on a Tres Dias Weekend, **the rollo be must be written out.** This will be most helpful in keeping to the appropriate time allowed for the rollo; furthermore, having a script is essential during the critiquing process. If someone wants to comment on something you said, it is almost impossible to refer you to that point if the rollo is not written out. Nevertheless, you will want to make two basic decisions regarding delivery; they are:

- Shall you write out the rollo and read it (being careful not to deliver it in a dull, monotonous tone); or
- Shall you write out the rollo and memorize it, referring to the pre-written script only when needed, if you forget where you are in the rollo.

If you plan to quote from books or other resources during your rollo, you need to decide (possibly in conjunction with the rector), how they are to be handled. They may be read from the source, copied into the text of the rollo and read from there, paraphrased, or

shown on some type of visual aid, such as a projection system. The important thing about references is that they should be appropriate to the rollo; candidates must be able to tell when you are beginning and ending a quotation. Furthermore, quotations should not be too long. Remember that it is your rollo; it doesn't belong to the writer of some book from which you are quoting.

In Southeast Tennessee use the concept of "write-downs" to help the candidates remember important points within the rollo. Consider the outline point itself as the write down. If you do want to amplify the point, it should be brief.

We now use PowerPoint to project visuals containing the rollo outline. The important factor is that the points listed be the ones which you want emphasized for the team and candidates to record in their notes and to be used during the rollo discussion time.

THE CRITIQUE

At some point before the Weekend, you will be asked to present your completed rollo to be critiqued by the entire team. Lay members and spiritual directors alike need to have their rollo's critiqued by the entire team. There are several important reasons for this review:

- It provides the team with an opportunity to affirm you and your role on the Weekend;
- It provides a way of assuring that your rollo supports the Tres Dias method and the Weekend;
- It provides a target date for the completion of the rollo;
- It allows the rollistas whose rollo comes before you in the Weekend schedule to know what you will be saying, and for the rollistas who follow you to hear and build upon what you said;
- It helps to assure that one rollista will not contradict another;
- It permits the rector to time the rollo and assure that it is the proper length;
- It permits candor and openness within the team, thus, building community;
- It demonstrates that neither clergy nor lay team members are elevated to a higher level and helps to assure that their rollos are compatible with each others; and,
- Finally, because the fifteen segments are just part of one message, they must fit together naturally, like the pieces of a puzzle. What the candidates should see is a beautiful tapestry consisting of fifteen rollos and five meditations woven together with scarlet thread. This can only be accomplished if all of the rollos are critiqued by the entire team.

If some changes are recommended, carefully consider them, particularly if suggested by multiple sources. If the rector asks you to make changes, prayerfully consider them, if necessary, discuss them with the rector and revise your rollo as necessary. If as a result of the critique, your rollo changes, it IS IMPERATIVE you show the rector your revised rollo! The rector will undoubtedly want to have a copy of this revised rollo. The changes will probably cause no problem for the rector; but they may affect references to it in subsequent rollos. In rare cases, the rollo may need to be critiqued again by the team. However, that is unlikely if you have a mentor who is assisting you with the rollo.

Your rollo has been critiqued and the world hasn't collapsed around you. In fact, you have likely been drawn closer to your fellow team members because you have made yourself vulnerable when delivering your rollo - - - and others have made themselves vulnerable by critiquing it in love. Set the rollo aside for a time. Pray about it. Make the changes you and the rector (if he/she has so indicated) have decided to make. Then, several days before the Weekend, re-read it several times. If possible, practice giving it in front of a mirror so you can see yourself and any hand motions or other visual aids you may use. Frequent smiles are good; not only now, but especially during the Weekend when presenting the rollo.

Time yourself to make certain you are within the time constraints allowed for the rollo (especially if you are giving write-downs and must allow time for the team and candidates to write them). It almost always takes longer to present the rollo on the Weekend than it does during your practice sessions. If necessary, cut the content to be within the allowed time. Produce a final draft that is easy for you to read and speak from on the Weekend. If your community uses visual aids (such as projection of the outline, etc.), provide a copy of the rollo, along with appropriate visuals, to the person who will be the projectionist. Give a copy to the rector. Now, you can relax!


THE TRES DIAS WEEKEND

During the Weekend, allow God to work through your rollo (the instrument He has helped you prepare). It has been honed and refined through prayer, meditation, sharing and critiquing. Your greatest temptation will be to tamper with it since you may believe you can make it even better. Perhaps you can; but it is recommended you do not alter it much more. Through the grace of God, what you have will be usable and will undoubtedly speak to many candidates --- and most likely to many team members on the Weekend as well. They will hear it in grace; God will use it to bless them.

If you have time before you are to present the rollo, read through it one more time so the thoughts are fresh in your mind. Now is not the time to make any more changes. Present what you have, trusting that the Lord has helped you write it. Be in prayer and ask another member of the team to pray with you before delivery of the rollo on the Weekend. The Lord will certainly bless you and those who hear the rollo.

Remember to smile frequently, as though indicating you are actually enjoying standing there in front of the candidates and team, sharing what God has given you. He will provide you with the strength to get through it. When you have completed your presentation, you will actually feel quite good about what you and the Lord accomplished together!

The Service Card/Growth Guide

ORDER OF REUNION	ACTION	
<p>Come Holy Spirit, fill the hearts of your faithful and kindle them in the fire of your love.</p> <p>Send forth Your Spirit and they shall be created.</p> <p>Response: And You shall renew the face of the earth.</p> <p>Let us pray; O God, Who by the light of the Holy Spirit instructs the hearts of the faithful, grant that by the same Holy Spirit we may be truly wise and ever enjoy His consolations.</p> <p>Through Christ our Lord, Amen.</p> <p>Our Father . . . Glory Be . . .</p>	<p>4. What discipleship success did the Lord accomplish through you:</p> <p>in your family</p> <p>in your work</p> <p>in your environment?</p> <p>5. With what failure have you been tested</p> <p>in your family</p> <p>in our work</p> <p>in your environment?</p> <p>6. How did you fulfill last week's plan?</p> <p>What are you planning for next week?</p> <p>7. Activities of the group?</p> <p>8. A prayer for those who have not fulfilled their commitments.</p> <p>(If one of the members of the group is missing, say a prayer for him.)</p>	
<p>PIETY</p> <p>1. With what spiritual aids have you nourished your vital union with Christ this week?</p> <p>2. What was the moment in which you felt closest to Christ?</p>	<p>PRAYER OF THANKSGIVING</p> <p>We give thanks, Almighty, God for all the benefits You have given us. You Who live and reign forever and ever.</p> <p>Amen.</p>	<p>Name: _____</p> <p>Table: _____</p>
<p>STUDY</p> <p>3. What have you done to understand better the gift of God?</p>		

YOUR PIETY	YOUR STUDY	YOUR ACTION
<p><i>"Without Me you can do nothing."</i></p> <p>Morning Offering</p> <p>Personal Prayer Period</p> <p>Worship</p> <p>Communion</p> <p>Helping Another</p> <p>Altar Visits</p> <p>Examination of Conscience</p> <p>Spiritual Direction</p> <p><i>Always consult with your</i></p>	<p><i>"If you only understood the gift of God! . . ."</i></p> <p>Bible Reading</p> <p>Reading books of formation, following the advice of your pastor</p> <p>Don't be satisfied with reading good book; read the best.</p> <p><i>Heavenly Father about your piety,</i></p>	<p><i>"I will make you fishers of men."</i></p> <p>What have you done during the week to extend the kingdom of God. . . .</p> <p>In your family</p> <p>In your profession</p> <p>In your environment</p> <p>In your church</p> <p>In your group</p> <p>In your sequela</p> <p><i>your study, and your action.</i></p>

THE RELATIONSHIP OF THE TALKS

The relationship of the talks given on a Tres Dias is both important and unique. To a large degree, the talks present the message and form the character of the Weekend. Given by persons from various denominations and congregations, they also help to give an ecumenical flavor to a Tres Dias Weekend. Most important, the talks help stir in one's mind, questions to ponder during table discussions and often, even into their Fourth Day.

There are three types of talks presented during a Tres Dias:

Five clergy meditations:

KNOW YOURSELF
THE PRODIGAL SON
THE THREE GLANCES OF CHRIST
THE FIGURE OF CHRIST
CHRIST'S MESSAGE TO THE PESCADORE

Five clergy rollos:

GRACE
THE HOLY SPIRIT
SACRED MOMENTS OF GRACE
OBSTACLES TO GRACE
LIFE IN GRACE

Ten lay rollos:

IDEALS
THE CHURCH
PIETY
STUDY
ACTION
LEADERS
ENVIRONMENTS
CHRISTIAN COMMUNITY TN ACTION
REUNION GROUPS
LIVING THE FOURTH DAY

The inter-relationship of these talks is a key to the dynamics of the three days. Their progression prepares the candidates for their Fourth Day. Tres Dias recognizes this importance and prescribes the order and content of the talks in ***"The Tres Dias Essentials"***. These ***"...Essentials,"*** differentiate between the lay and clergy talks. In reality, it is as though there is only one talk given during the Tres Dias, which is divided into twenty segments: some are meditations (5) and some are rollos (15). They build upon each other.

The following observations can be made when studying the relationship of the talks given within the Tres Dias:

- There are an equal number of lay rollos and clergy rollos and meditations;
- On the whole, lay and clergy talks alternate with each other;
- The first talk of each day is a clergy meditation, announcing the theme of the day;
- The last talk of each day is a lay rollo given by a rollista whose life is a witness to the message.

Tres Dias is a cooperative ministry between laity and clergy and shows that this relationship can work on the Weekend and in the Fourth Day. On the first evening, the meditations indicate the direction for the whole Tres Dias experience. Each morning of the three days, a meditation presents the direction for that day.

TALKS ON THE FIRST EVENING

The first evening contains two meditations which are given by clergy. For the candidates, this is a time of transition from a busy world into the Weekend. It is a time for introspection. It is the threshold to the pilgrimage. The theme of the Weekend is announced in the two meditations: **KNOW YOURSELF** and **THE PRODIGAL SON**.

KNOW YOURSELF invites the candidates to take a candid look at themselves. This meditation invites them to “come to themselves” to identify their potential and their limitations.

THE PRODIGAL SON meditation assures the candidates that, just as the father in the parable loves his two sons, God loves each one of us. He comes toward us with open arms to greet us. In fact, He expects us and has a feast ready for us. (As an option on a Women’s Weekend, the Hosea — Gomer story [Hosea 1-3], or the woman taken in adultery [John 8:1-11] maybe used.)

THE TALKS OF THE THREE DAYS

Each day begins with a meditation, given by clergy, which presents the direction of the day. All rollos for the remainder of the day pursue that direction. The final rollo is given by a lay team member who has made the message of that day a personal living testimony of living the Christian faith. This rollista demonstrates that the message is worthy and workable.

THE TALKS OF THE FIRST DAY

The talks of the first day begin the alternating pattern of lay and clergy presentations, starting with the morning meditation, **THE THREE GLANCES OF CHRIST**, given by clergy. This meditation begins the transition from introspection to a proclamation of Christ. Its message is simple. In the Gospels, three people met Jesus during His ministry and each responded to that meeting in a unique way. On this first day of the Tres Dias, Christ is revealed to the candidates.

The first rollo, **IDEALS**, challenges the candidates to think about their own habits and life situations and prepares the way for the rest of the day - - - and even the rest of the Weekend. Because ideals are basic to life and give direction to our very existence, we need to know what they are. The candidates are left to consider the question: "What are my ideals?" They are also told how they might learn the answer (by contemplating the four questions regarding time, talents, treasures and thoughts).

The second rollo is **GRACE**. Grace is the reality which makes the love of God in Jesus Christ tangible and experiential. Grace provides a bridge by which a Christian answer can be given to the questions raised in the **IDEALS** Rollo. It provides a foundation for the rest of the rollos. These rollos clarify for the candidates that God's gracious offer to us in Jesus Christ can be received personally. When the invitation is issued and the heart is receptive, then a life in grace may begin.

The third rollo speaks to **THE CHURCH**, the assembly of men and women, in all times and places, who are awakening to God's grace in Jesus Christ. We are the church, the people of God. The church is Christ's men and women, laity and clergy working in partnership, who respond to the call of God to live together in grace. The mission of the community is to be active in the world for Jesus' sake.

THE HOLY SPIRIT is the fourth rollo. This rollo teaches that God empowers the church to fulfill its mission. The Holy Spirit brings the church into being, provides the gift of faith, and calls individuals into the church. The Holy Spirit lives in the hearts of believers, guiding, comforting, and strengthening those who have received Jesus Christ into their lives. It is The Holy Spirit who provides the gifts for building up the Body of Christ and for telling the world about God's love. **PALANCA** is introduced during or at the conclusion of this rollo.

What are the results of accepting Christ, of freely receiving God's grace and the gift of faith, and of being empowered by God's Spirit in the fellowship of the church? The fifth rollo, **PIETY**, presents an answer. Piety manifests Christian qualities of life which are Christ-likeness, gratitude, freedom, and maturity. It is a life in grace. This rollo aims to awaken in the candidates, a desire to know Christ better, as they submit their weakness to His strength. It should also clearly present answers to the questions raised in the first rollo of the day, **IDEALS**. More specifically, it should make clear that for the Christian, there are not multiple ideals, but one ideal; and that ideal is that a person must focus his/her life totally and completely toward God!

THE TALKS OF THE SECOND DAY

The pattern of talks begun on the first day is continued on the second day: an alternation of talks by clergy and laity. It begins with a morning meditation on **THE FIGURE OF CHRIST** and includes a recitation of Psalms and prayers from the **Pilgrim's Guide**. This meditation opens the theme of conversion for the day: after we meet and accept Christ in faith, how do we obey Him?

The rollos of the second day, starting with the **STUDY** rollo, show the way. The candidates are taught that we can come to know, trust and obey God in Christ through the written and spoken word of the Bible. Other insights preserved in the writings of

Christian men and women throughout the centuries are also available for our study. In addition, certain modern media are mentioned, which assist us in our Christian study. With prayer as our guide, and through the power of the Holy Spirit, these study aids will teach us to not only know Christ, but to know Him better and want to follow Him.

Reading and study, however, are only part of the answer. We also come to know God in Christ through various other methods which **He** has chosen and provided. In Tres Dias, we refer to them as: **SACRED MOMENTS OF GRACE**. These acts and/or events are known in various traditions as Sacraments, Ordinances, Covenants, Church Rites, Means of Grace, and Signs of Grace. In some traditions, they are not even named; nevertheless, most of them are practiced in the various denominations and churches. This clergy rollo presents these *acts o God* as visible signs of God's presence and power and as a means of grace for our journey from our birth to our physical death. A worship service including the celebration of Holy Communion is conducted during or following this rollo.

The **ACTION** rollo states the truth that we learn to know Christ through the loving acts of His people. This rollo speaks of ***"making a friend, being a friend and bringing our friend to Christ"***. If those listening to this rollo remember nothing else, it is hoped that it would be that phrase. The Holy Spirit leads us in ways that help us bear witness to our faith. Examples are given of how the rollista has influenced others, and how the rollista has been challenged, converted and strengthened by such Christ-directed actions.

There are forces which interfere with or distort our relationship with God. These are discussed in the fourth rollo of the day, **OBSTACLES TO GRACE**. What obstacles hinder the Christian from reaching maturity? They tempt and cause us to stumble every day; they are around and within us. This rollo uncovers some of them so they may be recognized. It also teaches how, with God's help, these obstacles can be overcome.

The final rollo of the second day is **LEADERS**, an expression of our Baptism into Christ. The rollista exemplifies the message of the day. The rollista is familiar with Scripture, and actively involved in living a holy life (Col. 3:1-25). The speaker testifies of a living faith and reveals that each person who accepts God's call is a leader. We are ALL called to be leaders for Christ. Each bears witness to the presence of Christ in their life. The rollo discusses the qualities of a Christian leader. **PIETY**, and the whole of the first day, focused on one's relationship to God. **LEADERS**, and the second day, develops this relationship and stresses how the candidates can come to know Christ better -- and then share Him with others.

THE TALKS OF THE THIRD DAY

The third day, as each of the two previous days, begins with a meditation, **CHRIST'S MESSAGE TO THE PESCADORE**, which sets the course for the day. The message is that He has called each of us to be followers and to be His leaders in all areas of our daily lives. We are to join in Christ's suffering for the world through self-denial --- for the sake of the Risen Christ. It requires working in the Christian community.

The first rollo of the third day concerns the several **ENVIRONMENTS** of a Christian. It observes that if Christians are to be effective in bearing witness to Christ, they must

understand the world in which they live. They should be a positive influence, seeking out individuals to befriend with whom they can share Christ. One way to transform our environment is through person-to-person contacts; in whatever environment we are situated. This work is done with patience, perseverance, prayer and through the power of the Holy Spirit.

The last clergy rollo of the three days is **LIFE IN GRACE**. It presents the key ways for a Christian to keep in touch with Christ. In addition to the experience of the Weekend, it offers a practical program of spiritual growth. Study of the Bible, prayer, and frequently availing oneself of Holy Communion are primary means for sustaining the life in grace. A life in grace is maintained through finding peace, purpose and power in Christ. The Spiritual Director's own reflections of the Weekend and his personal testimony may be given in this rollo.

The next rollo is **CHRISTIAN COMMUNITY IN ACTION**. This rollo further develops the implications of the **ACTION** rollo, which dealt with actions of individuals. This rollo deals with community action, both in its inner life and outer witness. First, there are some projects so massive (large crusades, for example) they can only be done by, or within, a Christian community. Second, it is important for the spiritual growth of each individual, that they receive training and equipping from the Christian community. The rollo discusses how the Christian community nurtures, trains and equips its members and thereby provides spiritual nourishment for itself. Its conclusion: the Christian community, with Christ as its Head, is always greater than the sum of its parts.

REUNION GROUPS first presents a brief summary of the previous rollos of the Weekend. It is recommended that this recap be given word for word from item I. A. of the *"Commentary on the Outline"*, in order to be concise and consistent regarding the message of each rollo. It emphasizes the need to remain in community. Whereas the previous two rollos speak about community in the larger sense of the church, this rollo presents the need for candidates to receive nurture from, and to be active in, a small group. It explains the elements of a successful reunion group, as well as the dynamics of reunion groups. It also introduces the Secuela. This rollo presents reunion groups as a powerful method for helping to sustain a Christian life. Also helpful is to reinforce the message of the **ACTION** rollo (**"Make a Friend, Be a Friend and Bring a Friend to Christ"**), considering that the reunion group is a good place to bring unsaved persons and/or other potential future candidates for a Tres Dias.

As with the last rollo of each of the previous days, the **LIVING THE FOURTH DAY** rollo, given by the rector, gathers up the message of the day. Because this is the last rollo of the three days, the rector seeks to exemplify not only the message of the day, but also of the whole Weekend. The rollo presents the Fourth Day as the rest of the Christian's life. It sets forth the need and the ways to be constantly attuned to Christ's spirit and will. The underlying tone of the rollo is to persevere.

Further, the rollista speaks about how things in the outside world have not changed much from what they were when the candidates left their home and/or work on the first evening of the Weekend. The candidates are reminded to be considerate of those whom they left behind when coming to the Weekend, and not to demonstrate unusual exuberance. In Southeast Tennessee, if the Rector is married, the spouse of the rector

joins the rector at the conclusion of their rollo to offer a brief sharing about re-entry back into the world they left on the first evening.

SUMMARY

The candidates, in reality, have been presented with one talk - given in twenty segments. They have been invited to look at themselves and see who they are. They have also been reassured: No matter where they are or how far they have wandered, God is there with-open arms, welcoming them back.

They have been told that being human is to have ideals; and living a life in grace, focused totally and completely toward God, is the ***Christian ideal***. They have been told that all who have received Jesus Christ as Lord and Savior and who seek this life in grace are members of His Church; furthermore, that we are led by the Holy Spirit in that quest. They have been challenged by people who are earnestly seeking to live a life in grace.

Once we desire to live a life in grace, there arises an equally strong desire to know Christ better. We are urged to seek Him in the Scriptures, in the frequent reception of Holy Communion, and in the actions of our fellow Christian brothers and sisters. When we make this search an active part of our lives and begin to suffer through obstacles to grace, we are developing into leaders for Christ.

We are becoming effective leaders for Christ as we understand the environments in which we live. This understanding is deepened by a devotion to God and by constant contact with fellow Christians. In this way, we mature spiritually and grow in grace during our life-long Fourth Day.

TEAM BUILDING

PRE-WEEKEND PHASE

Each team member is responsible for helping to build a cohesive team. This process occurs during the formative pre-weekend team meetings. Each team member should:

- Pray without ceasing for the candidates, team, their families and the community;
- Attend all team meetings;
- Prepare for and know your team duties;
- Contribute to the sharing times;
- Make an effort to meet and know all team members;
- Participate with love in all liturgies, worship and praise sessions;
- Become familiar with the outline for each rollo;
- Enter into the rollo critique process with love and caring for your teammate and for what may affect/impact the candidates;
- Believe that the rector was chosen and anointed by God to be the human leader for the weekend; and
- Believe that God will give special power, grace and wisdom to the rector for the purpose of glorifying God during this time.

Importantly, apply to this team experience, the same mind you had on your original Tres Dias Weekend. Then, (depending upon where you made your Weekend) your rector asked you to:

- Believe that great things are possible;
- Have a spirit of openness to God and what He is asking of you;
- Have a loving concern for one another and total trust in God;

or

- Receive things in a Spirit of Idealism;
- Receive things in a Spirit of Cooperation; and,
- Receive things in a Spirit of love.

THE WEEKEND

The second area of common responsibility takes place during the Tres Dias Weekend. You are important in the process of making the Weekend effective. Some actions which are helpful include:

- Learn as many of the candidates' names as possible;
- Be as available as possible to the candidates during breaks and off-hours for fellowship and to get to know them;
- Wear your name tag;
- Observe the silent retreat time during the first evening;
- Share in the financial support of the Weekend;

- Perform the tasks assigned to you to the best of your ability, letting others do theirs; and,
- Trust the rector as God's chosen leader for the Weekend.

Remember that you will be blessed most when you are serving with love and humility.

POST-WEEKEND

The final formal team responsibility is to critique the Weekend. This takes place soon after the Weekend and is usually the last time the entire team will gather. The purpose of this team meeting is to review Weekend experiences so that we may encourage those actions which were supportive of "*The Essentials of Tres Dias* ", and learn from those that were not. Team members should review the Weekend in realistic, objective terms, carefully regarding the dignity of the rector. The rector will be using this data as the basis for a written report to the local Secretariat. While the critiquing process may vary from community to community, it is best when the local community has a prepared questionnaire to elicit responses from team members, in addition to encouraging them to write their unsolicited comments in narrative fashion. The team should use "*The Tres Dias Essentials*" as a guide for measuring the value of the pre-weekend and Weekend activities, possibly following along on the local communities "Detailed Schedule" as a convenient way to cover all activities.

While the first sentence in the previous paragraph spoke about the final **formal** team responsibility, there is nevertheless, an informal responsibility the team has with regard to the new pescadores. The team (particularly table leaders and team leadership) should stay in touch with new pescadores, pray for them, and encourage them well into their Fourth Day. A couple of ways to do that is to have one or two team and candidates group reunions or a couple of reunions of the people at each table.

THE ESSENTIALS OF TRES DIAS

© COPYRIGHT 2012 BY TRES DIAS, INC.

1.0 Preamble

The TRES DIAS Movement endeavors to bring Christians to a closer, more personal walk with their Lord Jesus Christ and encourage them to Christian leadership and Apostolic Action in their environments.

TRES DIAS is based on the principles, the method, and the teachings of the Roman Catholic Cursillo movement initially proposed by Eduardo Bonnín and his fellow Christians. Each candidate goes through three phases of the TRES DIAS movement: the pre-weekend, the three-day weekend¹ and the Fourth Day. TRES DIAS is a Christian ecumenical movement.

"The founders of the Cursillo movement saw a world of great need around them. They knew that the answer to the needs of the world had to be Christ and His Grace; but ... they saw Christians who did not live for Christ, and they saw a church that was ... ineffective and without life. They developed the Cursillo to meet part of this problem: to provide any part of the church which was ready to undertake the formation of Christian life with all the people it needed -- people who would have the deep dedication to Christ and to bringing all peoples to Him -- people who would undertake a regular program of formation in Christianity, and who would make their Christian life conscious and vital -- people who would understand how to be part of a unified apostolic effort."²

The main teaching of TRES DIAS is God's unqualified love for each of us through grace. It asks each member of the TRES DIAS community to grow in their personal piety, to study God's Word and other Christian writings and to express their love for Christ in Christian Apostolic Action.

These three aspects of Christian growth are stressed in the cloistered environment called, "the weekend." An invitation is issued during the weekend for each Pescadore to join a small group of his/her own choosing for continued support, prayer and encouragement.

In order to ensure consistency and stability within the TRES DIAS Movement, there must be certain essential aspects to which all TRES DIAS organizations conform. These Essentials fall into two categories: those which are quantitative and those which are qualitative in nature. It is the intent of TRES DIAS to use both of these categories as criteria for chartering local secretariats.

It should therefore be the policy of local secretariats to comply with these Essentials. Policies of local secretariats which deviate from these Essentials must be reviewed on an individual basis and are subject to the approval of TRES DIAS.

2.0. Essentials of the Movement

1. TRES DIAS Is A Christian Movement.

The ultimate objective of the TRES DIAS movement is to strengthen and extend the

Body of Christ. No TRES DIAS organization shall change the teachings or practices of the TRES DIAS Movement to accommodate the participation of non-Christians.

For the purposes of these Essentials, "Christian" is intended to refer to those who are seeking a closer relationship with Jesus Christ as their Lord and Savior.

2. TRES DIAS Is A Christian Ecumenical Organization.

All TRES DIAS organizations shall actively seek the participation of persons from all the Christian denominations in their environment.

All TRES DIAS organizations shall stress those things which the Christian denominations have in common and respect those things which are different.

All TRES DIAS organizations have the duty and the authority to protect the TRES DIAS ecumenical structure.

3. Tres Dias is a Lay-led Movement. TRES DIAS is a lay-led organization; however, the active participation of the clergy is both essential and to be encouraged.

4. TRES DIAS is a Non-Profit Movement.

TRES DIAS organizations should pursue prudent fiscal policies. They shall avoid accumulating assets beyond what is required to carry out their part in the TRES DIAS Movement.

5. The TRES DIAS Movement Shall Not Assume the Role Of A Denomination

TRES DIAS is not a church-substitute; rather, it encourages Christians to worship and serve in their home congregations, as leaders.

6. Tres Dias Is Not A Service Organization

The TRES DIAS Movement encourages Pescadores to participate in "worthy projects." TRES DIAS organizations shall limit their activities to those related to carrying out the Tres Dias method.

3.0 The Essentials of the Tres Dias Method

1. The three sequential phases of an individual's involvement shall be: The Pre-Weekend phase, The Weekend phase, and The Fourth Day phase.

2. The object of the Pre-Weekend Phase is to prepare individuals for effective participation in the Weekend.

3. The purpose of the Weekend, in terms of method, is to prepare individuals for effective participation in the Fourth Day.

3.1 The Essentials of the Pre-Weekend Phase

1. That the candidate be sponsored for participation in all phases of the Tres Dias Movement, rather than just the Weekend.

2. That Candidates be sponsored by a member of a chartered Tres Dias community or similar community approved by TRES DIAS.

3. That candidates have a desire for a closer relationship with Jesus Christ as their Lord and Savior.

4. That candidates be accepted candidates from all Christian denominations.

5. That candidates be at least 21 years of age. However, if a local secretariat, using its best judgment, finds a sound and compelling reason (such as a spouse of a pescador, or military personnel), it OCCASIONALLY, on a case-by-case basis, may accept a candidate who is at least 18 years of age.

6. That candidates have not previously made a Tres Dias Weekend or a similar experience recognized as equivalent by TRES DIAS.

3.2 The Essentials of the Weekend Phase

1. The weekend has the following characteristics:

- A. It is a weekend of living in Christian community involving a combination of carefully developed activities and teachings which are meant to lead to a fuller personal commitment to Christ.
 - B. It embodies personal witness, but is not a revival meeting.
 - C. It employs group dynamics, but it is neither sensitivity training nor group therapy.
 - D. It employs theological instruction that encourages the candidate to study his/her own Christian beliefs, but it is not a course in doctrine.
 - E. It includes a period of silent introspection, but it is not a retreat.
 - F. It is a renewal experience for Christians and is not necessarily a conversion experience.
 - G. It asks for basic faith, openness and seeking attitude on the part of the Candidate, but involves a great amount of dedication, prayer and careful planning on the part of the team.
 - H. It is an encounter with the Holy Spirit. However, TRES DIAS is not a "charismatic" movement.
 - I. The Weekend is a tool of God, not an end in itself. The weekend will not produce a permanent effect without Fourth Day activity.
2. The Spiritual Directors should be qualified to teach and counsel in spiritual matters.
 3. At least one of the Spiritual Directors on the Weekend should be ordained and be authorized to regularly celebrate Holy Communion by his/her denomination. For the purposes of these Essentials, "clergy" is intended to refer to those persons qualified to serve as Spiritual Directors.
 4. That men and women attend separate Weekends. The Spiritual Directors are exempted.
 5. Team members represent a spectrum of Christian denominations.
 6. That team members have previously made either a TRES DIAS Weekend or a similar experience recognized by TRES DIAS.
 7. That the Rector must be a layperson and be responsible for all aspects of the Weekend, under the authority of the local sponsoring Secretariat.
 8. That the team meets prior to the weekend to: promote community, receive instruction on the dynamics and critiques ALL Rollos.
 9. That the TRES DIAS weekend be an intensive three-day program lasting approximately 72 continuous hours.
 10. That the team and Candidates live in a cloistered environment for the entire Weekend.
 11. That lay-talks may not be given by clergy, and Spiritual Director talks may not be given by a lay person.
 12. That the Weekend begins in the evening with the following agenda:
 - Introduction given by the Rector
 - Start silent retreat to end after chapel the next morning
 - **Know Thyself** meditation, given by clergy
 - **Prodigal Son** meditation, (or alternatively, or a women's weekend, the Hosea-Gomer account as recorded in Hosea 1—3, or the account of the woman caught in adultery, as recorded in John 8:1-11) given by clergy
 13. That the first day of the Weekend will have the following agenda:
 - **The Three Glances of Christ** meditation given by clergy
 - The **Ideals** Rollo, given by a lay person
 - The **Grace** Rollo, given by clergy
 - The **Church** Rollo given by a lay person

- The **Holy Spirit** Rollo, given by clergy
 - The **Piety Rollo**, given by a lay person
14. That the second day of the Weekend will have the following agenda:
 - The **Figure of Christ** meditation, given by clergy
 - The **Study** Rollo, given by a lay person
 - The **Sacred Moments of Grace** Rollo given by clergy, followed by Holy Communion
 - The **Action** Rollo, given by a lay person
 - The **Obstacles to Grace** Rollo, given by clergy
 - The **Leaders Rollo**, given by a lay person
 15. That Chapel visits by each table occur the afternoon of the second day.
 16. That the third day of the Weekend will have the following agenda:
 - **Christ's Message to the Pescadores** meditation given by clergy
 - The **Environments** Rollo, given by a lay person
 - The **Life in Grace** Rollo, given by clergy
 - The **Christian Community In Action** Rollo, given by a lay person
 - The **Reunion Groups** Rollo, given by a lay person
 - The **Living The Fourth Day** Rollo, given by a lay person
 - The Apostolic Hour
 - The Closing
 17. That chapel visits by each table occur the third day, preferably in the morning.
 18. That table discussions follow each Rollo **except** the Fourth Day.
 19. That all Rollos and meditations follow the dynamics and outlines authorized by TRES DIAS.
 20. That the team and Candidates have the opportunity to celebrate Holy Communion each full day of the Weekend.
 21. That a diversity of environments and viewpoints must be attempted in planning the Weekend itself and in forming the tables.
 22. That the freedom of self-determination of each candidate be respected.
 23. That the lay Rollos be informal talks of a witnessing or sharing nature.
 24. That a friendly, creative Christian environment must be developed and fostered during the TRES DIAS weekend, as opposed to a coercive or manipulative environment.
 25. That the schedule allow time for informal personal contact among the team and Candidates.
 26. That the Closing be as well prepared as other activities of the Weekend.
 27. The sponsoring Secretariat encourages the community to participate in the weekend through spiritual and service Palanca.
- ### 3.3 The Essentials of the Fourth Day Phase
- The Pre-Weekend and Weekend phases are only a prelude to each individual's Fourth Day.
1. Reunion Groups
 - a. That local Secretariat encourages Pescadores to participate in Reunion Groups.
 - b. That local Secretariat utilizes the form of Reunion Group known as the "Working Reunion Group" to carry out the activities of the Tres Dias Movement.
 2. Secuelas

- a. That local Secretariat sponsor regularly scheduled Secuelas; preferably at least once each month.
- b. That each Secuela include an opportunity for Pescadores to participate in the form of Reunion Group known as the "Floating Reunion Group."
- c. That each Secuela includes a "Fourth Day Talk".

4.0 The Essentials of the Local Secretariat Organization

The function of the local Secretariat is to conduct an effective program in accordance with the Tres Dias Method. Each local Secretariat must have a document, approved by its membership, describing its structure and operating procedures. The members of a local Secretariat must have completed a TRES Dias weekend or a similar experience recognized by Tres Dias. All Pescadores of the TRES DIAS community whom the local Secretariat claims to represent must be eligible to serve as voting members and officers of the secretariat, providing they agree to meet, uphold and follow the qualifications as outlined in the local community's Constitution and By-laws. The local Secretariat have a plan for the periodic election of new members. The local Secretariat must be the sole sponsor of a Tres Dias Weekend held in its community. Each local Secretariat must sponsor at least two (2) TRES DIAS Weekends each year. For the purposes of chartering, this requirement may be waived by TRES DIAS.

¹ Although the three-days are referred to as "The Weekend" the three days of the "Tres Dias Weekend" need not include Saturday and/or Sunday. The "TRES DIAS Weekend" may be held on any three consecutive days of the week.

² Adapted from TRES DIAS, NOTES ON METHOD, STRUCTURE AND DYNAMIC March 1974.

THE ESSENTIALS OF TRES DIAS

RATIFIED: JULY 1980, POUGHKEEPSIE, NEW YORK

REVISED: OCTOBER 1984; JANUARY 1986; JANUARY 1993; OCTOBER 1994, JULY 1996, JULY 2005, JULY 2012

© COPYRIGHT 2012 BY TRES DIAS, INC.

Tres Dias of Southeast Tennessee Professor Debriefing Form

Weekend # _____ (Men _____ Women _____)

_____ Professor Name _____

What was your overall impression of the weekend and team meetings?

Please list any areas that, in your opinion, need improvement.

Please describe any elements of the weekend that you feel were new or particularly successful.

Did you have any problems with any particular team members? (Please elaborate on the problem)

Please describe any outstanding efforts or actions by team members in your area.

Describe anything that could be done to help professors on future weekends.


Please provide any other comments you may have.

Please return this form to the Assistant Head Cha at the end of the weekend; your duty is not complete until this form is turned in.

TRES DIAS OF SOUTHEAST TENNESSEE

LIVING THE FOURTH DAY PROFESSOR/RECTOR TEAM BOOK

Welcome to Christ's team. Whether this is your first team experience or one of many, it is the prayer of this community that it will assist you in developing a closer walk with our Lord and Savior, Jesus Christ.



ABOUT THIS BOOK

1. This book is used by men and women
 - Male pronouns (he, him his, etc.) are a convention of convenience and are understood to mean both male and female.
2. This book is intended to HELP
 - Please forgive its failings
 - Please help improve it by emailing your suggestions to your respective Leader's Person
3. This material is based on the Tres Dias International "Tres Dias Team Guide for Team Members" copyrighted 2005 by Tres Dias, Incorporated.
4. As the Rector, you will not need to complete the Professor Debriefing Form at the end of this book. The Assistant Head Cha will collect them from the professors and provide them to you.

De Colores,
Your TDSETN Secretariat

TABLE OF CONTENTS

SECTION ONE

Professor Training Notes	Page 3
--------------------------	--------

SECTION TWO

Purpose of the Rollo	Page 6
Outline of the Rollo	Page 7
Commentary on the Rollo	Page 8

SECTION THREE

What is a Table Leader	Page 13
Brief Overview of All Rollos	Page 14
Planning/Preparing/Giving a Rollo	Page 15
Service Cards	Page 19

SECTION FOUR

The Relationship of the Talks	Page 20
Team Building	Page 26

SECTION FIVE

Tres Dias Essentials	Page 28
----------------------	---------

SECTION SIX

Spouse Talk Guidelines	Page 36
------------------------	---------

Professor Training – Speaking and Silent

Topics Covered:

1. **What is a professor?**
2. **What are the duties and responsibilities?**
3. **How shall a professor act?**
4. **What problems may I encounter? What are some techniques for handling these problems?**
5. **What are some common mistakes to be aware of?**
6. **What is a commitment/service card?**
7. **Writing a Rollo or talk.**

1. What is a professor?

- Another name for professor is table leader. You lead and guide the candidates through the material presented over the three days. This is a leadership position.
- There are two (2) professors at each table, one (1) experienced (dominant) and one (1) inexperienced. Six (6) of the 12 professors are experienced, i.e. they have served as a professor previously.
- Either position can be speaking or silent. There are nine (9) speaking professors and three (3) silent professors. You are there to share your wisdom and your relationship with Christ to others.

2. What are the duties and responsibilities?

- The primary duty of a professor is to be a servant and to love.
- The name “silent” professor can be misleading. The duties and responsibilities are the same at the table whether you are giving a Rollo or not.
- Pray for the team, candidates and your table.
- Study the structure of Tres Dias, and learn the key points of all the Rollos so you may easily lead and guide your table through the material.
- Study commitment/service card explanations in professor book in preparation to direct your table.

3. How shall a professor act?

- The key is to be a good example. You must set a good example for the candidates to follow. You will be a demonstration of obedience.
- Be the first to answer the bell and be on time in the Rollo room, chapel and meals.
- Take notes for all the talks. Do not stop taking notes even after being revealed.
- Be a good listener, only talk when necessary. If no one starts a discussion, then ask a question on the subject to the table in general, or to a specific candidate. Ask something that requires more than a “yes” or “no” answer.
- Your job is not to make the candidates “get it”, but to demonstrate the love and grace of God to them.
- Silent professors do not remain silent. This can be a distraction to the table throughout the weekend.
- Make sure that both professors do not leave the table at the same time. This will help keep discussions on track.

- **Be yourself.** God chose you because of who you are: your personality and experiences. Be the same before you are revealed as you are after you are revealed. Remember your intent is to share and instill love and trust in the candidates, not to deceive.
- **Be honest and truthful.** Answer all questions when asked, however, don't volunteer too much information. Once revealed, there is a tendency to focus on you and look to you for all the answers. This defeats the purpose of table discussions. In this case, try to answer their questions with a question.
- If you need to talk to the Rector or teammates, please don't whisper or make it appear that you are trying to hide something, or keep something from the table.
- First day at the table may be the hardest because you don't know how your table will react. Even though you may not know it, you are being watched by the candidates, and are a direct influence on their attitude and receptiveness. Again set a good example.
- Second day there is usually more sharing, however, be prepared that you might have to share personally first. Make every effort to keep the discussion on the subject. Again, be a good listener and show concern.
- Third day it is again important to keep table discussions on the subject. This is also a good time to clear up and emphasize any points from the weekend that need to be revisited.

4. What problems may I encounter? What are some techniques for handling these problems?

- You may have some that like to talk too much. You may slow them down by asking a difficult question. It is best to listen at first, then, when you get a chance, thank them and ask the table what they think.
- You may have some that don't talk much. They may be timid, insecure or just taking it all in. Don't pressure these people into speaking. Try to draw them in to feeling like part of the group by asking them "yes" or "no" questions and then express your agreement with them.
- You may have some that are aggressive or argumentative. Don't let them upset you or the table. Try to find some value in what they say and emphasize this and move on. Asking questions is the suggested method of directing the table.
- Sometimes there may be a role reversal in the candidates as the weekend progresses. The quiet ones will talk and the talkative ones will be quiet.

5. What are some common mistakes to be aware of?

- You may talk too much at your table.
- Not listening can lead to not being aware of what is happening at your table, or on the weekend.
- Get the names of your table right and pronounce them right. This can mean a lot.
- Do not try to do excessive amounts of palanca on the weekend – complete it before you leave home.
- Never bring up negatives and always accentuate the positive.
- Never lie to or deceive anyone. Answer all questions when asked, however don't volunteer too much information.

6. What is a commitment/service card?

- This card is to assist you in continuing to grow in Christ.
- Further explanation is in your professor book and in team section meetings. Please study.
- Emphasize at your table that these are only guidelines. These cards are by no means Tres Dias “rules” that have to be followed.
- Please recommend to the candidates to be realistic in their times as they make commitments. It may be helpful to have your own card on the weekend, and share your own personal experiences.

7. Writing a Rollo or talk.

- Spend time in prayer before writing the first word. God already has the talk for you if you are prepared to listen to Him.
- Read the outline and the summary carefully.
- The “write-downs” to be included in the talk are the actual outline. Do not omit or change any part of the outline. All points must be covered.
- It is **not** recommended that you read talks previously given on a weekend. Your talk should be unique to this weekend. You may use parts of the outline summary in your Rollo if you want to.
- The talk must not exceed the time limit of 30 minutes – including your song. Piety time limit is 45 minutes.
- The outline is only the skeleton. Include personal sharing that emphasizes the talk you are giving. (If your sharing is primarily on action, but your talk is on study, it is not relevant) Ask God what He wants you to share.
- If the talk includes something about another person, (including your spouse or ex-spouse) please ask that person’s permission to share. If they say no, then do not include it in your talk. God will honor your obedience.
- Have your talk and your spouses talk completed to turn into the respective Leaders Person at least two weeks prior to the weekend or the date requested by the Leaders Person. You should email your talk to the Leaders Person by that date. The Leaders Person will forward your talk to the Backup Rector and the Weekend Head Spiritual Director for review. You are to give your practice talk at a team meeting, it is not necessary for your spouse to give their talk in practice. The team will hear and critique all the Rollos that will be presented on the weekend. The BUR will give you feedback from your practice talk.
- Do not change your talk after approval from the Leaders Person. Do not change your talk on the weekend without approval of the BUR and Head Spiritual Director.
- As you read over your completed talk, ask yourself if it gives the listener the vision of the talk as presented in the outline summary.
- Become very familiar with your talk – practice.
- Write out everything you plan on saying.
- It is suggested that you do not bind or staple the pages, but simply slide the pages over on the podium. Be sure to number the pages.

LIVING THE FOURTH DAY

PURPOSE AND SITUATION OF THE ROLLO

This is the last Rollo of the Weekend and the fifth talk of the third day. The Rollo is to be given by the Rector and ends the weekend by giving an exhortation to persevere. Also to be discussed is the value and the means of perseverance, offered within Tres Dias Reunion Groups and Secuelas. It is in large part, the personal witness of one who has lived the message contained in Tres Dias.

The **Living the Fourth Day** rollo encourages the candidates to take what was experienced and learned in the last three days and use that to nurture a growing and maturing Christian life. It reinforces the need to maintain contact with Christ and other Christians, which has been presented in the previous Rollo. It is a Rollo in which the underlying tone is to persevere. This will normally make the talk both sober *and* enthusiastic. Sober in that it considers some real problems and difficulties in an open and honest way. Enthusiastic because it considers all of these problems in the context of a central truth ... Christ and I are a majority; He is my greatest ally in life. "When God is for me, who can be against me?"

Living the Fourth Day is a witness talk. It is about how the rollista is living out the Fourth Day. The Rector's witness is vital in every aspect of this rollo. The purpose of the talk isn't to be largely explanatory, but to be inspiring.

Time Objective: Should not exceed 30 minutes for Rector, 15 minutes for Spouse, 45 minutes total.

LIVING THE FOURTH DAY

OUTLINE

- I. INTRODUCTION**
 - A. Define Fourth Day**
 - B. Your mission and responsibility**
- II. WHAT TO SHARE REGARDING YOUR TRES DIAS WEEKEND**
- III. PERSONAL WITNESS**
 - A. How have you grown in your relationship with Christ?**
 - B. How have you grown in your relationship with others?**
- IV. ENCOURAGEMENT**
 - A. Involvement in your local church**
 - B. Stay connected in the Christian Community**
 - C. Join or form a Reunion Group**
- V. CONCLUSION**
 - Persevere**

LIVING THE FOURTH DAY

COMMENTARY ON THE OUTLINE

(This material is intended as a study aid for the Rollista. It is not intended to be the rollo.)

I. INTRODUCTION

A. Define Fourth Day. *The Fourth Day begins now!* The candidates have spent three days together and are now about to enter their Fourth Day', which is not just tomorrow, but is every day from this day forward.

B. Your Mission and Responsibility. The candidates should be reminded that they are sent into the world by Christ to bring the world to Him. No matter what their reason was to come on this Tres Dias Weekend, they will need to leave the Weekend knowing that they are to be leaders for Christ in their environments, and are to be examples of His love and forgiveness to others.

A good biblical segue for returning into the world may be the story of the Transfiguration (Mark 9:2-13). The disciples were with Christ and they saw him transfigured on Mt. Tabor along with Moses and Elijah. There was the temptation to stay there enjoying this glorious experience and not leave. But they had to leave so that they could do the work which God had for them to do. In the same way, the candidates have to leave the Weekend and go back into the world to do God's work.

II. WHAT TO SHARE REGARDING YOUR TRES DIAS WEEKEND

When the candidates leave the Weekend and enter their Fourth Day, they will be returning to a world of people who have not experienced Tres Dias. The candidate's initial contact upon returning home may be with family or close friends. The pescador must be sensitive to what has happened to family and friends while he/she has been away on the Tres Dias. The Rector should encourage the candidates to be open to talking about the Tres Dias Weekend in terms of the discussions, worship and Communion, singing and fellowship. This will help avoid a "secretive" impression and more than likely pique interest in Tres Dias from other people. In groups, especially at church, it is unlikely that an over zealous Tres Dias attitude will be welcomed. The Rector's witness, using both positive and negative experiences in sharing the Weekend with others, is important. Humor is often effective.

Sensitivity and humility are guideposts. Believing you are *more* important than you are, or believing you are *less* important than you are - are dangers. God will use each of us in different ways to enrich His kingdom, as the Holy Spirit prepares and leads the way.

Tres Dias is only one of many ways to renew or deepen a relationship with Jesus Christ. While Tres Dias may have been an important experience in itself, it may not be appropriate for everyone.

III. PERSONAL WITNESS

The Tres Dias experience can continue in the Fourth Day through communion with Christ and fellowship with other Christians. It is important for the Rector to convey to the candidates, through personal witness, how he/she has grown and matured in their Christian life through contact with Christ and with other Christians. "Contact" in this Rollo refers to the times when we turn specifically to Christ to renew, strengthen, deepen our union and our dependence upon Him.

A. How have you grown in your relationship with Christ? Christ is the source of divine life in us (John 15:1-11). When we turn to Him and put ourselves into contact with Him, we strengthen the life of God in us. It takes something other than ourselves to maintain the life in grace since a person cannot live it alone. Witness should be used that demonstrates growth in the Rector's relationship with Christ through continued contact with Him through *Piety, Study, and Action*.

As we continually reorder our lives in relationship to Jesus Christ, we grow and mature in *Piety*. A relationship with Jesus Christ is maintained through prayer as we seek and receive His presence. Contact with Christ is also maintained through *Study*, as God's Word and will are revealed.

A relationship with Christ is also maintained through *Action*. As the Gospel is shared, Christ is known more deeply and we learn from those with whom we share it.

B. How have you grown in your relationships with others? It is important to use witness that demonstrates growth in relationships where Christ's love for all people has taken precedence over one's own preconceived ideas and judgments of others. Our relationships with others should grow because we "*love our neighbors as ourselves*." Praying with and for others, shouldering burdens that they bear, rejoicing with them in times of joy, and crying in times of sorrow are all ways in which we draw closer to others with Christ; it is the glue that binds us together. Simple and random acts of kindness are a great way to touch lives and grow closer to people.

IV. ENCOURAGEMENT

In the candidates' Fourth Day, it is inevitable that they will encounter trials and tribulations along with times of joy. It is important for them to know that Christ has not promised that life will be without trials, tribulations, and temptations now that they are new creations in Him. In fact, He tells us that these times will come. These are actually important times in life that, if endured with Christ leading the way, will help grow the faith and perseverance of the candidates. "*Consider it pure joy, my brothers, whenever you face trials of many kinds, because you*

know that the testing of your faith develops perseverance. Perseverance must finish its work so that you may be mature and complete, not lacking anything “.
James 1: 2-4 (NIV)

Trials must be conveyed to the candidates in a positive way. When the Rector witnesses in this area, it is important to show either a positive outcome to a situation or that God is currently leading them through it. In either case, the theme that *“With God, all things are possible”* should be understood by the candidates.

A. Involvement in your local church. Encouragement in the candidates Fourth Day can be gained through involvement in their local church. It is vital to note that Tres Dias is NOT a substitute for a local church, but is meant to encourage increased participation in the life of a local congregation. **Worship and service in the local church are priorities of the Fourth Day!** Candidates should be encouraged by the fact that they, in one way or another, have a part to play in their local congregation. By being involved in their church, they will become an active part of the body of Jesus Christ.

B. Stay connected in the Christian community. Encouragement in the candidates' Fourth Day can be gained by staying connected in the Christian community. As was discussed in the Christian Community in Action Rollo, there are many different Christian communities that can help and encourage candidates. It is important that the Rector share what their experiences have been in one of these types of communities and how that community has helped keep them in God's plan and encouraged them in their Fourth Day.

C. Join or form a Reunion Group. Encouragement in the candidates' Fourth Day can also be gained through active participation in a reunion group. The candidates have already heard the **Reunion Group** rollo, and have an understanding of what one is and how it functions. The goal of the Rector's witness here should be ***the importance of being in one.*** Through this witness, the candidates should see how a reunion group has helped and encouraged the Rector in his/her growth and maturity in Christ throughout his/her Fourth Day. A reunion group is valuable in all times of life. The Rector should encourage the candidates, with the help of their sponsor, to seek out or form a reunion group.

V. CONCLUSION

As the candidates move from this Weekend into their Fourth Day, the experiences of these three days will help them grow and mature as they persevere in maintaining contact with Christ and with other Christians. The Rector needs to inspire the candidates to move into the Fourth Day with joy and expectation, and with the hope for an exciting life beginning now!

- **Persevere**

This is the underlying and most important theme for this talk. In all times, in all places, in all things, and in every aspect of life, we must persevere for the glory of God! He is victorious and has saved us from certain death. In Him we have eternal life! Persevere because, as He tells us: *“For I know the plans I have for you,” declares the Lord, “plans to prosper you and not to harm you, plans to give you hope and a future”*. Jeremiah 29:11 (NIV)

Because of this, in times of trials as well as in times of joy, we can proudly and loudly proclaim: *“You are my God, and I will give you thanks! You are my God, and I will exalt you! Give thanks to the Lord, for He is good, His love endures forever.”* Psalm 118:28-29 (NIV)

Note to the rollista: *There is far more subject matter in this “**Commentary...**” than is required to meet the time objective of the rollo. While it is necessary to speak very briefly on each item listed in the outline, be careful to select for expansion, only those items for which you have something significant to contribute - - usually through personal experience. Remember, the more important part of the Weekend will occur during table discussions than what participants will learn or remember from hearing the rollo. The rollo is meant more to spark ideas for the table discussions than it is meant to be instructive.*

Time Objective: Should not exceed 30 minutes for Rector, 15 minutes for Spouse, 45 minutes total.

LIVING THE FOURTH DAY

BIBLE REFERENCES

(These Bible references are included here to help the rollista understand some of the biblical background of the rollo. The list is neither complete nor is it intended to become part of the rollo. Read the references and listen for the Word of God.)

Deut	6:4-9	Love the Lord your God
Lam	3:22-24	The Lord's love and mercy continues
Psalm	63:1-8	Longing for God
	118:28-29	Give thanks to God always
Jeremiah	19:11	God's loving plan for us
Matthew	5: 13-16	You are like salt
	6:1-18	Perform religious duties in private
Mark	9:2-13	There He was transfigured before them
John	5:1-17	Christ is the vine
Romans	12	Living Sacrifices
	15:1-6	Help the weak
Eph	4:17-5:20	Your hearts and minds must be new
Phil	3: 12-21	Striving to win
I Tim	4:6-16	Instructions to the brothers
Hebrews	10: 19-25	Show love and do good
	13:1-7	Welcome strangers

What is a Table Leader?

Those team members who sit at the tables are called table leaders. Some of them may also give rollos (rollistas). (In some communities, table leaders are referred to as “professors” and “silent professors”).

During the team meetings, the table leaders, especially those who are not giving rollos, have a great opportunity to observe the unity and wholeness of the team as it develops. The rector is managing the Weekend; the auxiliaries (Chas) are supporting the physical needs of the team meeting and planning to meet the needs of those who will be attending the Weekend; the rollistas are concentrating on their rollos. Consequently, the table leaders are the ones who are free of other responsibilities and who frequently can supply the insight and support which can help bring the team together as one body, in unity of purpose, under Christ.

During team meetings, while every team member is important to the critiquing process, table leaders (and ex-rectors or others who have previously given a certain rollo) are especially key in the important task of rollo critiquing. They are ideally placed to focus on the rollo outlines and the flow of the Weekend. During the Weekend, knowing the content of the rollo, they should use that knowledge to aid in the table discussion.

Once the Weekend begins, the task of the table leader is to unite those at the table to which they have been assigned. Table leaders need to be especially available to the candidates assigned to their tables. The candidates at the table, the Weekend’s little Reunion Group, are the object of the table leaders’ special attention and affection.

During the Weekend, the most important interaction occurs at the tables. This is the first time many of the candidates will have had experience in a small reunion group. In this group, they often learn to share openly and honestly about their lives. It is also where they frequently laugh, cry and pray together and develop a trust relationship which often lasts long after the Weekend has ended.

Brief Overview of the Rollos

The IDEALS rollo is designed to start us thinking about the purpose and plan for our lives. It encourages us to set goals that are lofty and attainable. That our lives change and so do our ideals.

The GRACE rollo shows us that God can enable us by His grace to overcome all our fears about failures and achieve any God given ideals.

The CHURCH rollo shows how we each need to be an active part in our church; to fulfill our roll in the body of Christ.

The HOLY SPIRIT rollo begins to show us just how much Jesus loves us and that through the power of the Holy Spirit we can become more than we are.

The PIETY rollo begins to open our hearts to a new perspective of our life...directing it entirely, on purpose, to God and His kingdom work.

The STUDY rollo shows us the importance of knowing God's word in order to live a life of piety. How can we live in victory if we don't have the weapons to fight the good fight? This talk should make us see the beauty and value of knowing God through His Word.

The SACRED MOMENTS OF GRACE rollo takes us to the foot of the cross to see just how much Jesus loves us and the high value He places on each of us. This is the time for self examination to make sure we have a salvation relationship with Christ.

The ACTION rollo challenges us to take our faith and our hope out into the world around us. Not just to be laymen in the church but everywhere we are. To show us that action does not have to be big things, but a life lived to God's glory.

The OBSTACLES TO GRACE rollo shows us the truth about the struggle involved in our daily walk of piety, study and action. The enemy will not leave us alone if we are determined to follow Christ.

The LEADERS rollo calls us to a higher level of thinking...that we are actually to be leaders. Not just someone who takes action but someone who leads others to take action. We can do all things through Christ.

The ENVIRONMENTS rollo then reminds us that we will be going home, back into our own unique environment. God has placed us there to be Jesus with skin on to our little world...home, work, play, church and community.

The LIFE IN GRACE tells us more about walking out the truths we have learned during the weekend. It can all be done.

The CCIA (CHRISTIAN COMMUNITY IN ACTION) rollo reminds us that we are not lone rangers. There are many Christian communities that we belong to...church, Tres Dias, bible study, Sunday school, young life....and a group effort can make an immeasurable difference.

The REUNION GROUPS rollo offers reunion groups as an additional means of enhancing a personal relationship with Christ.

The LIVING IN THE FOURTH DAY rollo gives new information regarding tools to help the new Pescadores in their new life journey...reunion groups, Secuelas, working weekends. It also cautions them about returning to their environments with a "know it all attitude." It gives them direction in beginning their fourth day.

HOW TO PLAN, PREPARE, AND GIVE A ROLLO

On a Tres Dias Weekend, a rollo should be a concise, well prepared and critiqued talk containing a balance of teaching and witness. As a rollista, your goal is to strive for brevity and balance in your rollo. The rector for the Weekend, and others in the community who are involved in team selection, see this potential in you.

You are urged to study this section with even more diligence because each Weekend is new and different.

BEFORE YOU START

1. Pray! Prayer will focus your heart and mind upon the task God has established for you in the context of this Tres Dias Weekend. Ask yourself “Why has God chosen me for this talk?”
2. Read carefully, the section on the *“Relationship of the Talks.”* If you are assigned to present the *“Ideals”* Rollo, don’t write it in such a fashion that it has any heartrending witness, as might the *“Piety”* Rollo.
3. Before you begin to prepare your Rollo, read the sections that deal with the *“Purpose and Situation”*, *“The Outline”*, and *“The Commentary on the Outline”* for your own rollo.
4. Read the Scriptures indicated in the *“Bible References”* section for the rollo. These are included to stimulate your understanding of the Christian teaching embodied in the rollo. They need not become part of the rollo, though they may be used as you deem appropriate for the rollo.
5. Ask your rector the following questions.
 - Will I be assigned a mentor to assist me with the writing of the rollo? (frequently done for a first-time rollista)
 - Should I show a written draft of the rollo to you or to a mentor you will assign to me before it is presented for critiquing by the entire team? (Frequently done for a first-time rollista)
 - At which team meeting is the rollo to be critiqued by the entire team?
 - Are there other responsibilities in addition to preparing and delivering the rollo? (e.g., any suggested table discussion questions, references for a Weekend book list, which might be required if the *“Study”* Rollo is the one being assigned, etc.)

If you have taken the suggestions presented in the above paragraphs seriously, you may feel overwhelmed. You may want to say far more than could possibly fit within the time constraints of the rollo. The *“Commentary on the Outline”* often includes much more ideas and material than can be used in the rollo; also, the material in the *“Commentary...”* is **not** to be used and presented verbatim. While you may use the ideas, the words should be your own. Remember that many others have done this rollo before you. So, count this abundance as a blessing and thank God for it. Prayerfully select the choicest fruits from the harvest before you. Remember, the outline is just a skeleton. The sinews, flesh, skin and blood needs to be put there by you. However, the Holy Spirit will breathe life into the rollo (Ezekiel 37), if you will only surrender to Jesus and ask for His assistance as you step to the podium to present the talk.

THE FIRST DRAFT

Some rollistas may have difficulty producing the first draft of their rollo. While there are many good books on the subject, a highly recommended approach is to quickly capture your own first thoughts. Let your ideas flow; get something down on paper (or on the computer). At this juncture, it is not important to have everything in the proper order. Look at the *Outline* and select a point; begin to capture and record those thoughts. Forget, at least for the moment, about grammar, punctuation and formatting; those details can be done later.

Since you are required to include the topics listed in the rollo “*Outline*” in this *Guide*, start preparing your rollo from that outline. Use examples from your own experience and heritage to expand the basic outline. The candidates need to hear about the real you in the rollo. If you have any concerns or problem with the required material, speak with the rector. The rector will either answer your concerns/questions or refer you to someone who can assist you.

If the rollo is to contain your personal testimony, include it in the outline. Many first-time rollistas have never before witnessed to the power of Christ in their lives. They may have difficulty including a personal testimony appropriate to the subject of the rollo or, they may have difficulty keeping the rollo within reasonable time limits. Remember that the candidates may also find personal testimony just as difficult to listen to as it is for you to speak it; so be sensitive to them when you prepare your rollo. Furthermore, delivering a rollo is not a time to preach on some current heated political or religious subject which you may have on your heart. That is not to say such a subject is not important to you or to Christ’s church; however, a Tres Dias Weekend is not the place to preach on this type of subject. Any discussion of current controversial issues, if brought up at all, should be a small part of your rollo and should flow naturally as a part of your personal witness. Neither should any such issues be presented in a way which would be judgmental; that is up to God.

DELIVERY

While some persons may prefer to speak from an outline and others prefer to speak from a script, on a Tres Dias Weekend, the rollo be must be written out. This will be most helpful in keeping to the appropriate time allowed for the rollo; furthermore, having a script is essential during the critiquing process. If someone wants to comment on something you said, it is almost impossible to refer you to that point if the rollo is not written out. Nevertheless, you will want to make two basic decisions regarding delivery; they are:

- Shall you write out the rollo and read it (being careful not to deliver it in a dull, monotonous tone); or
- Shall you write out the rollo and memorize it, referring to the pre-written script only when needed, if you forget where you are in the rollo.

If you plan to quote from books or other resources during your rollo, you need to decide (possibly in conjunction with the rector), how they are to be handled. They may be read from the source, copied into the text of the rollo and read from there, paraphrased, or

shown on some type of visual aid, such as a projection system. The important thing about references is that they should be appropriate to the rollo; candidates must be able to tell when you are beginning and ending a quotation. Furthermore, quotations should not be too long. Remember that it is your rollo; it doesn't belong to the writer of some book from which you are quoting.

In Southeast Tennessee we use the concept of "write-downs" to help the candidates remember important points within the rollo. Consider the outline point itself as the write down. If you do want to amplify the point, it should be brief.

We now PowerPoint to project visuals containing the rollo outline or "write downs", and they are not customized for a particular professor or rollo. The important factor is that the points listed be the ones which you want emphasized for the team and candidates to record in their notes and to be used during the rollo discussion time.

THE CRITIQUE

At some point before the Weekend, you will be asked to present your completed rollo to be critiqued by the entire team. Lay members and spiritual directors alike need to have their rollo's critiqued by the entire team. There are several important reasons for this review:

- It provides the team with an opportunity to affirm you and your role on the Weekend;
- It provides a way of assuring that your rollo supports the Tres Dias method and the Weekend;
- It provides a target date for the completion of the rollo;
- It allows the rollistas whose rollo comes before you in the Weekend schedule to know what you will be saying, and for the rollistas who follow you to hear and build upon what you said;
- It helps to assure that one rollista will not contradict another;
- It permits the rector to time the rollo and assure that it is the proper length;
- It permits candor and openness within the team, thus, building community;
- It demonstrates that neither clergy nor lay team members are elevated to a higher level and helps to assure that their rollos are compatible with each others; and,
- Finally, because the fifteen segments are just part of one message, they must fit together naturally, like the pieces of a puzzle. What the candidates should see is a beautiful tapestry consisting of fifteen rollos and five meditations woven together with scarlet thread. This can only be accomplished if all of the rollos are critiqued by the entire team.

If some changes are recommended, carefully consider them, particularly if suggested by multiple sources. If the rector asks you to make changes, prayerfully consider them, if necessary, discuss them with the rector and revise your rollo as necessary. If as a result of the critique, your rollo changes, it IS IMPERATIVE you show the rector your revised rollo! The rector will undoubtedly want to have a copy of this revised rollo. The changes will probably cause no problem for the rector; but they may affect references to it in

subsequent rollos. In rare cases, the rollo may need to be critiqued again by the team. However, that is unlikely if you have a mentor who is assisting you with the rollo.

Your rollo has been critiqued and the world hasn't collapsed around you. In fact, you have likely been drawn closer to your fellow team members because you have made yourself vulnerable when delivering your rollo - - - and others have made themselves vulnerable by critiquing it in love. Set the rollo aside for a time. Pray about it. Make the changes you and the rector (if he/she has so indicated) have decided to make. Then, several days before the Weekend, re-read it several times. If possible, practice giving it in front of a mirror so you can see yourself and any hand motions or other visual aids you may use. Frequent smiles are good; not only now, but especially during the Weekend when presenting the rollo.

Time yourself to make certain you are within the time constraints allowed for the rollo (especially if you are giving write-downs and must allow time for the team and candidates to write them). It almost always takes longer to present the rollo on the Weekend than it does during your practice sessions. If necessary, cut the content to be within the allowed time. Produce a final draft that is easy for you to read and speak from on the Weekend. If your community uses visual aids (such as projection of the outline, etc.), provide a copy of the rollo, along with appropriate visuals, to the person who will be the projectionist. Give a copy to the rector. Now, you can relax!


THE TRES DIAS WEEKEND

During the Weekend, allow God to work through your rollo (the instrument He has helped you prepare). It has been honed and refined through prayer, meditation, sharing and critiquing. Your greatest temptation will be to tamper with it since you may believe you can make it even better. Perhaps you can; but it is recommended you do not alter it much more. Through the grace of God, what you have will be usable and will undoubtedly speak to many candidates --- and most likely to many team members on the Weekend as well. They will hear it in grace; God will use it to bless them.

If you have time before you are to present the rollo, read through it one more time so the thoughts are fresh in your mind. Now is not the time to make any more changes. Present what you have, trusting that the Lord has helped you write it. Be in prayer and ask another member of the team to pray with you before delivery of the rollo on the Weekend. The Lord will certainly bless you and those who hear the rollo.

Remember to smile frequently, as though indicating you are actually enjoying standing there in front of the candidates and team, sharing what God has given you. He will provide you with the strength to get through it. When you have completed your presentation, you will actually feel quite good about what you and the Lord accomplished together!

The Service Card/Growth Guide

<p style="text-align: center;">ORDER OF REUNION</p> <p>Come Holy Spirit, fill the hearts of your faithful and kindle them in the fire of your love. Send forth Your Spirit and they shall be created. Response: And You shall renew the face of the earth. Let us pray; O God, Who by the light of the Holy Spirit instructs the hearts of the faithful, grant that by the same Holy Spirit we may be truly wise and ever enjoy His consolations. Through Christ our Lord, Amen. Our Father . . . Glory Be. . .</p> <p style="text-align: center;">PIETY</p> <ol style="list-style-type: none"> 1. With what spiritual aids have you nourished your vital union with Christ this week? 2. What was the moment in which you felt closest to Christ? <p style="text-align: center;">STUDY</p> <ol style="list-style-type: none"> 3. What have you done to understand better the gift of God? 	<p style="text-align: center;">ACTION</p> <ol style="list-style-type: none"> 4. What discipleship success did the Lord accomplish through you: in your family in your work in your environment? 5. With what failure have you been tested in your family in our work in your environment? 6. How did you fulfill last week's plan? What are you planning for next week? 7. Activities of the group? 8. A prayer for those who have not fulfilled their commitments. (If one of the members of the group is missing, say a prayer for him.) <p style="text-align: center;">PRAYER OF THANKSGIVING</p> <p style="text-align: center;">We give thanks, Almighty, God for all the benefits You have given us. You Who live and reign forever and ever.</p> <p style="text-align: right;">Amen.</p>	<div style="text-align: center;">  </div> <div style="border: 1px solid black; height: 80px; width: 100%; margin-top: 10px;"></div> <p>Name: _____</p> <p>Table: _____</p>
-------------------------------------------------------------------------------------------------------------------------------------------------------------------------------------------------------------------------------------------------------------------------------------------------------------------------------------------------------------------------------------------------------------------------------------------------------------------------------------------------------------------------------------------------------------------------------------------------------------------------------------------------------------------------------------------------------------------------------------------------------------------------------------------------------------------------------------------------------------------------------------------------------------------------------------------------------------------------------------------------------------------------	---------------------------------------------------------------------------------------------------------------------------------------------------------------------------------------------------------------------------------------------------------------------------------------------------------------------------------------------------------------------------------------------------------------------------------------------------------------------------------------------------------------------------------------------------------------------------------------------------------------------------------------------------------------------------------------------------------------------------------------------------------------------------------------------------------------------------------------------------------------------------------------------------------------------------------------------------------------------------------------------------------	---------------------------------------------------------------------------------------------------------------------------------------------------------------------------------------------------------------------------------------------------------------

<p style="text-align: center;">YOUR PIETY</p> <p style="text-align: center;"><i>"Without Me you can do nothing."</i></p> <p>Morning Offering</p> <p>Personal Prayer Period</p> <p>Worship</p> <p>Communion</p> <p>Helping Another</p> <p>Altar Visits</p> <p>Examination of Conscience</p> <p>Spiritual Direction</p> <p style="text-align: center;"><i>Always consult with your</i></p>	<p style="text-align: center;">DISCIPLESHIP GUIDE</p> <p style="text-align: center;">YOUR STUDY</p> <p style="text-align: center;"><i>"If you only understood the gift of God! . . ."</i></p> <p>Bible Reading</p> <p>Reading books of formation, following the advice of your pastor</p> <p>Don't be satisfied with reading good book; read the best.</p> <p style="text-align: center;"><i>Heavenly Father about your piety,</i></p>	<p style="text-align: center;">YOUR ACTION</p> <p style="text-align: center;"><i>"I will make you fishers of men."</i></p> <p>What have you done during the week to extend the kingdom of God. . .</p> <p>In your family</p> <p>In your profession</p> <p>In your environment</p> <p>In your church</p> <p>In your group</p> <p>In your sequela</p> <p style="text-align: center;"><i>your study, and your action.</i></p>
--------------------------------------------------------------------------------------------------------------------------------------------------------------------------------------------------------------------------------------------------------------------------------------------------------------------------------------------------------------------------------------------------------------------------------------------------------	-------------------------------------------------------------------------------------------------------------------------------------------------------------------------------------------------------------------------------------------------------------------------------------------------------------------------------------------------------------------------------------------------------------------------------------------------------------	------------------------------------------------------------------------------------------------------------------------------------------------------------------------------------------------------------------------------------------------------------------------------------------------------------------------------------------------------------------------------------------------------------------------------------------

THE RELATIONSHIP OF THE TALKS

The relationship of the talks given on a Tres Dias is both important and unique. To a large degree, the talks present the message and form the character of the Weekend. Given by persons from various denominations and congregations, they also help to give an ecumenical flavor to a Tres Dias Weekend. Most important, the talks help stir in one's mind, questions to ponder during table discussions and often, even into their Fourth Day.

There are three types of talks presented during a Tres Dias:

Five clergy meditations:

KNOW YOURSELF
THE PRODIGAL SON
THE THREE GLANCES OF CHRIST
THE FIGURE OF CHRIST
CHRIST'S MESSAGE TO THE PESCADORE

Five clergy rollos:

GRACE
THE HOLY SPIRIT
SACRED MOMENTS OF GRACE
OBSTACLES TO GRACE
LIFE IN GRACE

Ten lay rollos:

IDEALS
THE CHURCH
PIETY
STUDY
ACTION
LEADERS
ENVIRONMENTS
CHRISTIAN COMMUNITY TN ACTION
REUNION GROUPS
LIVING THE FOURTH DAY

The inter-relationship of these talks is a key to the dynamics of the three days. Their progression prepares the candidates for their Fourth Day. Tres Dias recognizes this importance and prescribes the order and content of the talks in ***“The Tres Dias Essentials”***. These ***“...Essentials,”*** differentiate between the lay and clergy talks. In reality, it is as though there is only one talk given during the Tres Dias, which is divided into twenty segments: some are meditations (5) and some are rollos (15). They build upon each other.

The following observations can be made when studying the relationship of the talks given within the Tres Dias:

- There are an equal number of lay rollos and clergy rollos and meditations;
- On the whole, lay and clergy talks alternate with each other;
- The first talk of each day is a clergy meditation, announcing the theme of the day;
- The last talk of each day is a lay rollo given by a rollista whose life is a witness to the message.

Tres Dias is a cooperative ministry between laity and clergy and shows that this relationship can work on the Weekend and in the Fourth Day. On the first evening, the meditations indicate the direction for the whole Tres Dias experience. Each morning of the three days, a meditation presents the direction for that day.

TALKS ON THE FIRST EVENING

The first evening contains two meditations which are given by clergy. For the candidates, this is a time of transition from a busy world into the Weekend. It is a time for introspection. It is the threshold to the pilgrimage. The theme of the Weekend is announced in the two meditations: **KNOW YOURSELF** and **THE PRODIGAL SON**.

KNOW YOURSELF invites the candidates to take a candid look at themselves. This meditation invites them to “come to themselves” to identify their potential and their limitations.

THE PRODIGAL SON meditation assures the candidates that, just as the father in the parable loves his two sons, God loves each one of us. He comes toward us with open arms to greet us. In fact, He expects us and has a feast ready for us. (As an option on a Women’s Weekend, the Hosea — Gomer story [Hosea 1-3], or the woman taken in adultery [John 8:1-11] maybe used.)

THE TALKS OF THE THREE DAYS

Each day begins with a meditation, given by clergy, which presents the direction of the day. All rollos for the remainder of the day pursue that direction. The final rollo is given by a lay team member who has made the message of that day a personal living testimony of living the Christian faith. This rollista demonstrates that the message is worthy and workable.

THE TALKS OF THE FIRST DAY

The talks of the first day begin the alternating pattern of lay and clergy presentations, starting with the morning meditation, **THE THREE GLANCES OF CHRIST**, given by clergy. This meditation begins the transition from introspection to a proclamation of Christ. Its message is simple. In the Gospels, three people met Jesus during His ministry and each responded to that meeting in a unique way. On this first day of the Tres Dias, Christ is revealed to the candidates.

The first rollo, **IDEALS**, challenges the candidates to think about their own habits and life situations and prepares the way for the rest of the day - - and even the rest of the Weekend. Because ideals are basic to life and give direction to our very existence, we need to know what they are. The candidates are left to consider the question: "What are my ideals?" They are also told how they might learn the answer (by contemplating the four questions regarding time, talents, treasures and thoughts).

The second rollo is **GRACE**. Grace is the reality which makes the love of God in Jesus Christ tangible and experiential. Grace provides a bridge by which a Christian answer can be given to the questions raised in the **IDEALS** Rollo. It provides a foundation for the rest of the rollos. These rollos clarify for the candidates that God's gracious offer to us in Jesus Christ can be received personally. When the invitation is issued and the heart is receptive, then a life in grace may begin.

The third rollo speaks to **THE CHURCH**, the assembly of men and women, in all times and places, who are awakening to God's grace in Jesus Christ. We are the church, the people of God. The church is Christ's men and women, laity and clergy working in partnership, who respond to the call of God to live together in grace. The mission of the community is to be active in the world for Jesus' sake.

THE HOLY SPIRIT is the fourth rollo. This rollo teaches that God empowers the church to fulfill its mission. The Holy Spirit brings the church into being, provides the gift of faith, and calls individuals into the church. The Holy Spirit lives in the hearts of believers, guiding, comforting, and strengthening those who have received Jesus Christ into their lives. It is The Holy Spirit who provides the gifts for building up the Body of Christ and for telling the world about God's love. **PALANCA** is introduced during or at the conclusion of this rollo.

What are the results of accepting Christ, of freely receiving God's grace and the gift of faith, and of being empowered by God's Spirit in the fellowship of the church? The fifth rollo, **PIETY**, presents an answer. Piety manifests Christian qualities of life which are Christ-likeness, gratitude, freedom, and maturity. It is a life in grace. This rollo aims to awaken in the candidates, a desire to know Christ better, as they submit their weakness to His strength. It should also clearly present answers to the questions raised in the first rollo of the day, **IDEALS**. More specifically, it should make clear that for the Christian, there are not multiple ideals, but one ideal; and that ideal is that a person must focus his/her life totally and completely toward God!

THE TALKS OF THE SECOND DAY

The pattern of talks begun on the first day is continued on the second day: an alternation of talks by clergy and laity. It begins with a morning meditation on **THE FIGURE OF CHRIST** and includes a recitation of Psalms and prayers from the **Pilgrim's Guide**. This meditation opens the theme of conversion for the day: after we meet and accept Christ in faith, how do we obey Him?

The rollos of the second day, starting with the **STUDY** rollo, show the way. The candidates are taught that we can come to know, trust and obey God in Christ through the written and spoken word of the Bible. Other insights preserved in the writings of

Christian men and women throughout the centuries are also available for our study. In addition, certain modern media are mentioned, which assist us in our Christian study. With prayer as our guide, and through the power of the Holy Spirit, these study aids will teach us to not only know Christ, but to know Him better and want to follow Him.

Reading and study, however, are only part of the answer. We also come to know God in Christ through various other methods which **He** has chosen and provided. In Tres Dias, we refer to them as: **SACRED MOMENTS OF GRACE**. These acts and/or events are known in various traditions as Sacraments, Ordinances, Covenants, Church Rites, Means of Grace, and Signs of Grace. In some traditions, they are not even named; nevertheless, most of them are practiced in the various denominations and churches. This clergy rollo presents these *acts o God* as visible signs of God's presence and power and as a means of grace for our journey from our birth to our physical death. A worship service including the celebration of Holy Communion is conducted during or following this rollo.

The **ACTION** rollo states the truth that we learn to know Christ through the loving acts of His people. This rollo speaks of ***"making a friend, being a friend and bringing our friend to Christ"***. If those listening to this rollo remember nothing else, it is hoped that it would be that phrase. The Holy Spirit leads us in ways that help us bear witness to our faith. Examples are given of how the rollista has influenced others, and how the rollista has been challenged, converted and strengthened by such Christ-directed actions.

There are forces which interfere with or distort our relationship with God. These are discussed in the fourth rollo of the day, **OBSTACLES TO GRACE**. What obstacles hinder the Christian from reaching maturity? They tempt and cause us to stumble every day; they are around and within us. This rollo uncovers some of them so they may be recognized. It also teaches how, with God's help, these obstacles can be overcome.

The final rollo of the second day is **LEADERS**, an expression of our Baptism into Christ. The rollista exemplifies the message of the day. The rollista is familiar with Scripture, and actively involved in living a holy life (Col. 3:1-25). The speaker testifies of a living faith and reveals that each person who accepts God's call is a leader. We are ALL called to be leaders for Christ. Each bears witness to the presence of Christ in their life. The rollo discusses the qualities of a Christian leader. **PIETY**, and the whole of the first day, focused on one's relationship to God. **LEADERS**, and the second day, develops this relationship and stresses how the candidates can come to know Christ better -- and then share Him with others.

THE TALKS OF THE THIRD DAY

The third day, as each of the two previous days, begins with a meditation, **CHRIST'S MESSAGE TO THE PESCADORE**, which sets the course for the day. The message is that He has called each of us to be followers and to be His leaders in all areas of our daily lives. We are to join in Christ's suffering for the world through self-denial --- for the sake of the Risen Christ. It requires working in the Christian community.

The first rollo of the third day concerns the several **ENVIRONMENTS** of a Christian. It observes that if Christians are to be effective in bearing witness to Christ, they must

understand the world in which they live. They should be a positive influence, seeking out individuals to befriend with whom they can share Christ. One way to transform our environment is through person-to-person contacts; in whatever environment we are situated. This work is done with patience, perseverance, prayer and through the power of the Holy Spirit.

The last clergy rollo of the three days is **LIFE IN GRACE**. It presents the key ways for a Christian to keep in touch with Christ. In addition to the experience of the Weekend, it offers a practical program of spiritual growth. Study of the Bible, prayer, and frequently availing oneself of Holy Communion are primary means for sustaining the life in grace. A life in grace is maintained through finding peace, purpose and power in Christ. The Spiritual Director's own reflections of the Weekend and his personal testimony may be given in this rollo.

The next rollo is **CHRISTIAN COMMUNITY IN ACTION**. This rollo further develops the implications of the **ACTION** rollo, which dealt with actions of individuals. This rollo deals with community action, both in its inner life and outer witness. First, there are some projects so massive (large crusades, for example) they can only be done by, or within, a Christian community. Second, it is important for the spiritual growth of each individual, that they receive training and equipping from the Christian community. The rollo discusses how the Christian community nurtures, trains and equips its members and thereby provides spiritual nourishment for itself. Its conclusion: the Christian community, with Christ as its Head, is always greater than the sum of its parts.

REUNION GROUPS first presents a brief summary of the previous rollos of the Weekend. It is recommended that this recap be given word for word from item I. A. of the *"Commentary on the Outline"*, in order to be concise and consistent regarding the message of each rollo. It emphasizes the need to remain in community. Whereas the previous two rollos speak about community in the larger sense of the church, this rollo presents the need for candidates to receive nurture from, and to be active in, a small group. It explains the elements of a successful reunion group, as well as the dynamics of reunion groups. It also introduces the Secuela. This rollo presents reunion groups as a powerful method for helping to sustain a Christian life. Also helpful is to reinforce the message of the **ACTION** rollo ("Make a **Friend, Be a Friend and Bring a Friend to Christ**"), considering that the reunion group is a good place to bring unsaved persons and/or other potential future candidates for a Tres Dias.

As with the last rollo of each of the previous days, the **LIVING THE FOURTH DAY** rollo, given by the rector, gathers up the message of the day. Because this is the last rollo of the three days, the rector seeks to exemplify not only the message of the day, but also of the whole Weekend. The rollo presents the Fourth Day as the rest of the Christian's life. It sets forth the need and the ways to be constantly attuned to Christ's spirit and will. The underlying tone of the rollo is to persevere.

Further, the rollista speaks about how things in the outside world have not changed much from what they were when the candidates left their home and/or work on the first evening of the Weekend. The candidates are reminded to be considerate of those whom they left behind when coming to the Weekend, and not to demonstrate unusual exuberance. In Southeast Tennessee, if the rector is married, the spouse of the rector

joins the rector at the conclusion of their rollo to offer a brief sharing about re-entry back into the world they left on the first evening.

SUMMARY

The candidates, in reality, have been presented with one talk - given in twenty segments. They have been invited to look at themselves and see who they are. They have also been reassured: No matter where they are or how far they have wandered, God is there with-open arms, welcoming them back.

They have been told that being human is to have ideals; and living a life in grace, focused totally and completely toward God, is the ***Christian ideal***. They have been told that all who have received Jesus Christ as Lord and Savior and who seek this life in grace are members of His Church; furthermore, that we are led by the Holy Spirit in that quest. They have been challenged by people who are earnestly seeking to live a life in grace.

Once we desire to live a life in grace, there arises an equally strong desire to know Christ better. We are urged to seek Him in the Scriptures, in the frequent reception of Holy Communion, and in the actions of our fellow Christian brothers and sisters. When we make this search an active part of our lives and begin to suffer through obstacles to grace, we are developing into leaders for Christ.

We are becoming effective leaders for Christ as we understand the environments in which we live. This understanding is deepened by a devotion to God and by constant contact with fellow Christians. In this way, we mature spiritually and grow in grace during our life-long Fourth Day.

TEAM BUILDING

PRE-WEEKEND PHASE

Each team member is responsible for helping to build a cohesive team. This process occurs during the formative pre-weekend team meetings. Each team member should:

- Pray without ceasing for the candidates, team, their families and the community;
- Attend all team meetings;
- Prepare for and know your team duties;
- Contribute to the sharing times;
- Make an effort to meet and know all team members;
- Participate with love in all liturgies, worship and praise sessions;
- Become familiar with the outline for each rollo;
- Enter into the rollo critique process with love and caring for your teammate and for what may affect/impact the candidates;
- Believe that the rector was chosen and anointed by God to be the human leader for the weekend; and
- Believe that God will give special power, grace and wisdom to the rector for the purpose of glorifying God during this time.

Importantly, apply to this team experience, the same mind you had on your original Tres Dias Weekend. Then, (depending upon where you made your Weekend) your rector asked you to:

- Believe that great things are possible;
- Have a spirit of openness to God and what He is asking of you;
- Have a loving concern for one another and total trust in God;

or

- Receive things in a Spirit of Idealism;
- Receive things in a Spirit of Cooperation; and,
- Receive things in a Spirit of love.

THE WEEKEND

The second area of common responsibility takes place during the Tres Dias Weekend. You are important in the process of making the Weekend effective. Some actions which are helpful include:

- Learn as many of the candidates' names as possible;
- Be as available as possible to the candidates during breaks and off-hours for fellowship and to get to know them;
- Wear your name tag;
- Observe the silent retreat time during the first evening;
- Share in the financial support of the Weekend;

- Perform the tasks assigned to you to the best of your ability, letting others do theirs; and,
- Trust the rector as God's chosen leader for the Weekend.

Remember that you will be blessed most when you are serving with love and humility.

POST-WEEKEND

The final formal team responsibility is to critique the Weekend. This takes place soon after the Weekend and is usually the last time the entire team will gather. The purpose of this team meeting is to review Weekend experiences so that we may encourage those actions which were supportive of *"The Essentials of Tres Dias "*, and learn from those that were not. Team members should review the Weekend in realistic, objective terms, carefully regarding the dignity of the rector. The rector will be using this data as the basis for a written report to the local Secretariat. While the critiquing process may vary from community to community, it is best when the local community has a prepared questionnaire to elicit responses from team members, in addition to encouraging them to write their unsolicited comments in narrative fashion. The team should use *"The Tres Dias Essentials"* as a guide for measuring the value of the pre-weekend and Weekend activities, possibly following along on the local communities "Detailed Schedule" as a convenient way to cover all activities.

While the first sentence in the previous paragraph spoke about the final **formal** team responsibility, there is nevertheless, an informal responsibility the team has with regard to the new pescadores. The team (particularly table leaders and team leadership) should stay in touch with new pescadores, pray for them, and encourage them well into their Fourth Day. A couple of ways to do that is to have one or two team and candidates group reunions or a couple of reunions of the people at each table.

THE ESSENTIALS OF TRES DIAS

© COPYRIGHT 2012 BY TRES DIAS, INC.

1.0 Preamble

The TRES DIAS Movement endeavors to bring Christians to a closer, more personal walk with their Lord Jesus Christ and encourage them to Christian leadership and Apostolic Action in their environments.

TRES DIAS is based on the principles, the method, and the teachings of the Roman Catholic Cursillo movement initially proposed by Eduardo Bonnín and his fellow Christians. Each candidate goes through three phases of the TRES DIAS movement: the pre-weekend, the three-day weekend¹ and the Fourth Day. TRES DIAS is a Christian ecumenical movement.

"The founders of the Cursillo movement saw a world of great need around them. They knew that the answer to the needs of the world had to be Christ and His Grace; but ... they saw Christians who did not live for Christ, and they saw a church that was ... ineffective and without life. They developed the Cursillo to meet part of this problem: to provide any part of the church which was ready to undertake the formation of Christian life with all the people it needed -- people who would have the deep dedication to Christ and to bringing all peoples to Him -- people who would undertake a regular program of formation in Christianity, and who would make their Christian life conscious and vital -- people who would understand how to be part of a unified apostolic effort."²

The main teaching of TRES DIAS is God's unqualified love for each of us through grace. It asks each member of the TRES DIAS community to grow in their personal piety, to study God's Word and other Christian writings and to express their love for Christ in Christian Apostolic Action.

These three aspects of Christian growth are stressed in the cloistered environment called, "the weekend." An invitation is issued during the weekend for each Pescadore to join a small group of his/her own choosing for continued support, prayer and encouragement.

In order to ensure consistency and stability within the TRES DIAS Movement, there must be certain essential aspects to which all TRES DIAS organizations conform. These Essentials fall into two categories: those which are quantitative and those which are qualitative in nature. It is the intent of TRES DIAS to use both of these categories as criteria for chartering local secretariats.

It should therefore be the policy of local secretariats to comply with these Essentials. Policies of local secretariats which deviate from these Essentials must be reviewed on an individual basis and are subject to the approval of TRES DIAS.

2.0. Essentials of the Movement

1. TRES DIAS Is A Christian Movement.

The ultimate objective of the TRES DIAS movement is to strengthen and extend the Body of Christ. No TRES DIAS organization shall change the teachings or practices of the TRES DIAS Movement to accommodate the participation of non-Christians. For the purposes of these Essentials, "Christian" is intended to refer to those who are seeking a closer relationship with Jesus Christ as their Lord and Savior.

2. TRES DIAS Is A Christian Ecumenical Organization.

All TRES DIAS organizations shall actively seek the participation of persons from all the Christian denominations in their environment.

All TRES DIAS organizations shall stress those things which the Christian denominations have in common and respect those things which are different.

All TRES DIAS organizations have the duty and the authority to protect the TRES DIAS ecumenical structure.

3. Tres Dias is a Lay-led Movement. TRES DIAS is a lay-led organization; however, the active participation of the clergy is both essential and to be encouraged.

4. TRES DIAS is a Non-Profit Movement.

TRES DIAS organizations should pursue prudent fiscal policies. They shall avoid accumulating assets beyond what is required to carry out their part in the TRES DIAS Movement.

5. The TRES DIAS Movement Shall Not Assume the Role Of A Denomination

TRES DIAS is not a church-substitute; rather, it encourages Christians to worship and serve in their home congregations, as leaders.

6. Tres Dias Is Not A Service Organization

The TRES DIAS Movement encourages Pescadores to participate in "worthy projects." TRES DIAS organizations shall limit their activities to those related to carrying out the Tres Dias method.

3.0 The Essentials of the Tres Dias Method

1. The three sequential phases of an individual's involvement shall be: The Pre-Weekend phase, The Weekend phase, and The Fourth Day phase.

2. The object of the Pre-Weekend Phase is to prepare individuals for effective participation in the Weekend.

3. The purpose of the Weekend, in terms of method, is to prepare individuals for effective participation in the Fourth Day.

3.1 The Essentials of the Pre-Weekend Phase

1. That the candidate be sponsored for participation in all phases of the Tres Dias Movement, rather than just the Weekend.

2. That Candidates be sponsored by a member of a chartered Tres Dias community or similar community approved by TRES DIAS.

3. That candidates have a desire for a closer relationship with Jesus Christ as their Lord and Savior.

4. That candidates be accepted candidates from all Christian denominations.

5. That candidates be at least 21 years of age. However, if a local secretariat, using its best judgment, finds a sound and compelling reason (such as a spouse of a pescador, or military personnel), it OCCASIONALLY, on a case-by-case basis, may accept a candidate who is at least 18 years of age.

6. That candidates have not previously made a Tres Dias Weekend or a similar experience recognized as equivalent by TRES DIAS.

3.2 The Essentials of the Weekend Phase

1. The weekend has the following characteristics:
 - A. It is a weekend of living in Christian community involving a combination of carefully developed activities and teachings which are meant to lead to a fuller personal commitment to Christ.
 - B. It embodies personal witness, but is not a revival meeting.
 - C. It employs group dynamics, but it is neither sensitivity training nor group therapy.
 - D. It employs theological instruction that encourages the candidate to study his/her own Christian beliefs, but it is not a course in doctrine.
 - E. It includes a period of silent introspection, but it is not a retreat.
 - F. It is a renewal experience for Christians and is not necessarily a conversion experience.
 - G. It asks for basic faith, openness and seeking attitude on the part of the Candidate, but involves a great amount of dedication, prayer and careful planning on the part of the team.
 - H. It is an encounter with the Holy Spirit. However, TRES DIAS is not a "charismatic" movement.
 - I. The Weekend is a tool of God, not an end in itself. The weekend will not produce a permanent effect without Fourth Day activity.
2. The Spiritual Directors should be qualified to teach and counsel in spiritual matters.
3. At least one of the Spiritual Directors on the Weekend should be ordained and be authorized to regularly celebrate Holy Communion by his/her denomination. For the purposes of these Essentials, "clergy" is intended to refer to those persons qualified to serve as Spiritual Directors.
4. That men and women attend separate Weekends. The Spiritual Directors are exempted.
5. Team members represent a spectrum of Christian denominations.
6. That team members have previously made either a TRES DIAS Weekend or a similar experience recognized by TRES DIAS.
7. That the Rector must be a layperson and be responsible for all aspects of the Weekend, under the authority of the local sponsoring Secretariat.
8. That the team meets prior to the weekend to: promote community, receive instruction on the dynamics and critiques ALL Rollos.
9. That the TRES DIAS weekend be an intensive three-day program lasting approximately 72 continuous hours.
10. That the team and Candidates live in a cloistered environment for the entire Weekend.
11. That lay-talks may not be given by clergy, and Spiritual Director talks may not be given by a lay person.
12. That the Weekend begins in the evening with the following agenda:
 - Introduction given by the Rector
 - Start silent retreat to end after chapel the next morning
 - **Know Thyself** meditation, given by clergy

- **Prodigal Son** meditation, (or alternatively, or a women's weekend, the Hosea-Gomer account as recorded in Hosea 1—3, or the account of the woman caught in adultery, as recorded in John 8:1-11) given by clergy
13. That the first day of the Weekend will have the following agenda:
 - **The Three Glances of Christ** meditation given by clergy
 - The **Ideals** Rollo, given by a lay person
 - The **Grace** Rollo, given by clergy
 - The **Church** Rollo given by a lay person
 - The **Holy Spirit** Rollo, given by clergy
 - The **Piety Rollo**, given by a lay person
 14. That the second day of the Weekend will have the following agenda:
 - The **Figure of Christ** meditation, given by clergy
 - The **Study** Rollo, given by a lay person
 - The **Sacred Moments of Grace** Rollo given by clergy, followed by Holy Communion
 - The **Action** Rollo, given by a lay person
 - The **Obstacles to Grace** Rollo, given by clergy
 - The **Leaders Rollo**, given by a lay person
 15. That Chapel visits by each table occur the afternoon of the second day.
 16. That the third day of the Weekend will have the following agenda:
 - **Christ's Message to the Pescadores** meditation given by clergy
 - The **Environments** Rollo, given by a lay person
 - The **Life in Grace** Rollo, given by clergy
 - The **Christian Community In Action** Rollo, given by a lay person
 - The **Reunion Groups** Rollo, given by a lay person
 - The **Living The Fourth Day** Rollo, given by a lay person
 - The Apostolic Hour
 - The Closing
 17. That chapel visits by each table occur the third day, preferably in the morning.
 18. That table discussions follow each Rollo **except** the Fourth Day.
 19. That all Rollos and meditations follow the dynamics and outlines authorized by TRES DIAS.
 20. That the team and Candidates have the opportunity to celebrate Holy Communion each full day of the Weekend.
 21. That a diversity of environments and viewpoints must be attempted in planning the Weekend itself and in forming the tables.
 22. That the freedom of self-determination of each candidate be respected.
 23. That the lay Rollos be informal talks of a witnessing or sharing nature.
 24. That a friendly, creative Christian environment must be developed and fostered during the TRES DIAS weekend, as opposed to a coercive or manipulative environment.
 25. That the schedule allow time for informal personal contact among the team and Candidates.
 26. That the Closing be as well prepared as other activities of the Weekend.
 27. The sponsoring Secretariat encourages the community to participate in the weekend through spiritual and service Palanca.

3.3 The Essentials of the Fourth Day Phase

The Pre-Weekend and Weekend phases are only a prelude to each individual's Fourth Day.

1. Reunion Groups

- a. That local Secretariat encourages Pescadores to participate in Reunion Groups.
- b. That local Secretariat utilizes the form of Reunion Group known as the "Working Reunion Group" to carry out the activities of the Tres Dias Movement.

2. Secuelas

- a. That local Secretariat sponsor regularly scheduled Secuelas; preferably at least once each month.
- b. That each Secuela include an opportunity for Pescadores to participate in the form of Reunion Group known as the "Floating Reunion Group."
- c. That each Secuela includes a "Fourth Day Talk".

4.0 The Essentials of the Local Secretariat Organization

The function of the local Secretariat is to conduct an effective program in accordance with the Tres Dias Method. Each local Secretariat must have a document, approved by its membership, describing its structure and operating procedures. The members of a local Secretariat must have completed a TRES Dias weekend or a similar experience recognized by Tres Dias. All Pescadores of the TRES DIAS community whom the local Secretariat claims to represent must be eligible to serve as voting members and officers of the secretariat, providing they agree to meet, uphold and follow the qualifications as outlined in the local community's Constitution and By-laws. The local Secretariat have a plan for the periodic election of new members. The local Secretariat must be the sole sponsor of a Tres Dias Weekend held in its community. Each local Secretariat must sponsor at least two (2) TRES DIAS Weekends each year. For the purposes of chartering, this requirement may be waived by TRES DIAS.

¹ Although the three-days are referred to as "The Weekend" the three days of the "Tres Dias Weekend" need not include Saturday and/or Sunday. The "TRES DIAS Weekend" may be held on any three consecutive days of the week.

² Adapted from TRES DIAS, NOTES ON METHOD, STRUCTURE AND DYNAMIC March 1974.

THE ESSENTIALS OF TRES DIAS

RATIFIED: JULY 1980, POUGHKEEPSIE, NEW YORK

REVISED: OCTOBER 1984; JANUARY 1986; JANUARY 1993; OCTOBER 1994, JULY 1996, JULY 2005, JULY 2012

© COPYRIGHT 2012 BY TRES DIAS, INC.

SPOUSE TALK GUIDELINES

I. General Guidelines

This is not intended to be an outline of a spouse talk. It is simply to help give some guidelines and purpose to the talk that is given on a Tres Dias weekend. This talk is intended to give the Pescadores, before they leave the weekend, a husband's or wife's perspective of what to expect when they go home and how to guard against different dangers they can expect when they go home.

The Rector's talk is titled "Living the Fourth Day". The purpose of that is exactly what the name implies. There can be "*security*" or maybe another word would be "*protection*" for them when the candidates leave the weekend and move into living their "Fourth Day". This protection or security is found in a *Reunion Group*. This talk is intended to encourage them to become involved in a Reunion Group. During the course of this Rector's Rollo, an opportunity is given to the spouse of the Rector to expand on the Rector's talk, to give to the men candidates a woman's viewpoint, and to the women candidates, a man's viewpoint of their fourth day. Their sharing should "fit" into what the Rector's Rollo has to say. This is just another "piece or part" of the Rector's Rollo.

The Rector should also introduce their Reunion Group members at some point if they are present. If they are not on the team, they may be at the facility and listen to the talk in the Office.

The complete Living the Fourth Day talk should not take more than 45 minutes. This would include what the Rector has to say, what his or her wife or husband has to say, and also if members of their Reunion Group speak. So you can see that each person must be brief in their remarks, in breaking this time down the Rector remarks should be approximately 30 minutes, the spouse talk approximately 10 minutes, and the reunion group remark 5 minutes. It would be good for you to attempt to coordinate what each person might say, or what area they might focus their time on.

In any case, the Rector and Spouse talks are to be submitted to the respective Leaders person for review and approval just as any other professor talk.

II. Rector's Wife's Comments:

The wife of the Rector has several items to cover with the candidates. She must help prepare the men candidates to go home and be with their wives who haven't attended a weekend yet. As an example, their wives have been at home cooking, taking care of the kids, etc., while the men have been here at the ARC away from life's everyday problems. The Rector's wife should give to the candidates a "woman's perspective" of what this means. The candidates wives will have questions about what took place on their weekend, and it would also be good for the Rector's wife to speak to the candidates about both how and what she felt, both the negative and positive, when her husband returned home from his weekend. Warnings are probably necessary here. This could include her reaction to his being away for a weekend and being open about what took place during this weekend.

She must warn the men candidates that there are no "secrets" on these Tres Dias weekends, but there are some "surprises" and they are Palanca and Serenade.

Before they get home on Sunday night, they must give some thought about how they are going to explain all of the palanca they have received. Somehow they need to explain all of this to their wives without giving away the surprise for their wives when they attend their weekend. How these men respond to their wives when they return from their weekend, could affect their wives desire to attend their weekend.

It is also an opportunity for the Rector's wife to tell the men what women like in a Christian husband. As an example, she can encourage the men to begin to protect their Wives, to honor them, to become spiritual head of their household, etc. She can also give examples of things that a man does that pleases them. Relate personal examples of this. This is not a time for the wife to go into detail about the problems they have had as a married couple. This talk should be upbeat and enthusiastic. She should not, in any way, speak negative things about her husband. What the men have heard from the rector on the weekend will either be validated by you or totally wiped out.

III. Rector's Husband Comments:

The husband of the Rector must likewise give to the women candidates a man's perspective of his relationship with his wife. Again, it is not a time to criticize his wife. This is a time to be positive and up-beat about their relationship. It is not to put them on a pedestal necessarily, but it is a time to encourage the candidates to learn a lifestyle of treating their husbands in a way that honors God. It is intended to be a talk that will leave the candidates a desire to "have what they have". Also to show the women that it is possible to have a loving honoring relationship with their husbands. He can also tell what his wife does that pleases him. What he expects and likes in his wife. Likewise, the husband will either validate what his wife has been testifying all weekend or destroy it.

IV. Reunion Group Comments

Each member of the Rector's Reunion Group who may be serving on the team should be introduced and given some time to make brief remarks concerning their Reunion Group, and how it has impacted their lives as Christians if so desired by the Rector. Example might be: how they are encouraged by other members of the group, how God has used other members of the group, etc. if no specifics have been given by the Rector or wife, then the Reunion Group members might tell the candidates when they meet as a Reunion Group, how often they meet, how long they meet, what they actually do in a Reunion Group, etc.

Hopefully, after all of these people have spoken the Candidates have a much better understanding and a desire to become part of a Reunion Group.

Tres Dias of Southeast Tennessee Professor Debriefing Form

Weekend # _____ (Men _____ Women _____)

_____ Professor _____ Name _____

What was your overall impression of the weekend and team meetings?

Please list any areas that, in your opinion, need improvement.

Please describe any elements of the weekend that you feel were new or particularly successful.

Did you have any problems with any particular team members? (Please elaborate on the problem)

Please describe any outstanding efforts or actions by team members in your area.

Describe anything that could be done to help professors on future weekends.


Please provide any other comments you may have.

Please return this form to the Assistant Head Cha at the end of the weekend; your duty is not complete until this form is turned in.

TRES DIAS OF SOUTHEAST TENNESSEE

PIETY PROFESSOR TEAM BOOK

Welcome to Christ's team. Whether this is your first team experience or one of many, it is the prayer of this community that it will assist you in developing a closer walk with our Lord and Savior, Jesus Christ.



ABOUT THIS BOOK

1. This book is used by men and women
 - Male pronouns (he, him his, etc.) are a convention of convenience and are understood to mean both male and female.
2. This book is intended to HELP
 - Please forgive its failings
 - Please help improve it by emailing your suggestions to your respective Leader's Person
3. This material is based on the Tres Dias International "Tres Dias Team Guide for Team Members" copyrighted 2005 by Tres Dias, Incorporated.
4. Please complete the Professor Debriefing Form at the end of this book and give it to the Assistant Head Cha at the completion of the weekend.

De Colores,
Your TDSETN Secretariat

TABLE OF CONTENTS

SECTION ONE

Professor Training Notes	Page 3
--------------------------	--------

SECTION TWO

Purpose of the Rollo	Page 6
Outline of the Rollo	Page 7
Commentary on the Rollo	Page 8

SECTION THREE

What is a Table Leader	Page 13
Brief Overview of All Rollos	Page 14
Planning/Preparing/Giving a Rollo	Page 15
Service Cards	Page 19

SECTION FOUR

The Relationship of the Talks	Page 20
Team Building	Page 26

SECTION FIVE

Tres Dias Essentials	Page 28
----------------------	---------

Professor Training – Speaking and Silent

Topics Covered:

1. **What is a professor?**
2. **What are the duties and responsibilities?**
3. **How shall a professor act?**
4. **What problems may I encounter? What are some techniques for handling these problems?**
5. **What are some common mistakes to be aware of?**
6. **What is a commitment/service card?**
7. **Writing a Rollo or talk.**

1. What is a professor?

- Another name for professor is table leader. You lead and guide the candidates through the material presented over the three days. This is a leadership position.
- There are two (2) professors at each table, one (1) experienced (dominant) and one (1) inexperienced. Six (6) of the 12 professors are experienced, i.e. they have served as a professor previously.
- Either position can be speaking or silent. There are nine (9) speaking professors and three (3) silent professors. You are there to share your wisdom and your relationship with Christ to others.

2. What are the duties and responsibilities?

- The primary duty of a professor is to be a servant and to love.
- The name “silent” professor can be misleading. The duties and responsibilities are the same at the table whether you are giving a Rollo or not.
- Pray for the team, candidates and your table.
- Study the structure of Tres Dias, and learn the key points of all the Rollos so you may easily lead and guide your table through the material.
- Study commitment/service card explanations in professor book in preparation to direct your table.

3. How shall a professor act?

- The key is to be a good example. You must set a good example for the candidates to follow. You will be a demonstration of obedience.
- Be the first to answer the bell and be on time in the Rollo room, chapel and meals.
- Take notes for all the talks. Do not stop taking notes even after being revealed.
- Be a good listener, only talk when necessary. If no one starts a discussion, then ask a question on the subject to the table in general, or to a specific candidate. Ask something that requires more than a “yes” or “no” answer.
- Your job is not to make the candidates “get it”, but to demonstrate the love and grace of God to them.
- Silent professors do not remain silent. This can be a distraction to the table throughout the weekend.
- Make sure that both professors do not leave the table at the same time. This will help keep discussions on track.

- **Be yourself.** God chose you because of who you are: your personality and experiences. Be the same before you are revealed as you are after you are revealed. Remember your intent is to share and instill love and trust in the candidates, not to deceive.
- **Be honest and truthful.** Answer all questions when asked, however, don't volunteer too much information. Once revealed, there is a tendency to focus on you and look to you for all the answers. This defeats the purpose of table discussions. In this case, try to answer their questions with a question.
- If you need to talk to the Rector or teammates, please don't whisper or make it appear that you are trying to hide something, or keep something from the table.
- First day at the table may be the hardest because you don't know how your table will react. Even though you may not know it, you are being watched by the candidates, and are a direct influence on their attitude and receptiveness. Again set a good example.
- Second day there is usually more sharing, however, be prepared that you might have to share personally first. Make every effort to keep the discussion on the subject. Again, be a good listener and show concern.
- Third day it is again important to keep table discussions on the subject. This is also a good time to clear up and emphasize any points from the weekend that need to be revisited.

4. **What problems may I encounter? What are some techniques for handling these problems?**

- You may have some that like to talk too much. You may slow them down by asking a difficult question. It is best to listen at first, then, when you get a chance, thank them and ask the table what they think.
- You may have some that don't talk much. They may be timid, insecure or just taking it all in. Don't pressure these people into speaking. Try to draw them in to feeling like part of the group by asking them "yes" or "no" questions and then express your agreement with them.
- You may have some that are aggressive or argumentative. Don't let them upset you or the table. Try to find some value in what they say and emphasize this and move on. Asking questions is the suggested method of directing the table.
- Sometimes there may be a role reversal in the candidates as the weekend progresses. The quiet ones will talk and the talkative ones will be quiet.

5. **What are some common mistakes to be aware of?**

- You may talk too much at your table.
- Not listening can lead to not being aware of what is happening at your table, or on the weekend.
- Get the names of your table right and pronounce them right. This can mean a lot.
- Do not try to do excessive amounts of palanca on the weekend – complete it before you leave home.
- Never bring up negatives and always accentuate the positive.
- Never lie to or deceive anyone. Answer all questions when asked, however don't volunteer too much information.

6. **What is a commitment/service card?**

- This card is to assist you in continuing to grow in Christ.
- Further explanation is in your professor book and in team section meetings. Please study.
- Emphasize at your table that these are only guidelines. These cards are by no means Tres Dias “rules” that have to be followed.
- Please recommend to the candidates to be realistic in their times as they make commitments. It may be helpful to have your own card on the weekend, and share your own personal experiences.

7. **Writing a Rollo or talk.**

- Spend time in prayer before writing the first word. God already has the talk for you if you are prepared to listen to Him.
- Read the outline and the summary carefully.
- The “write-downs” to be included in the talk are the actual outline. Do not omit or change any part of the outline. All points must be covered.
- It is **not** recommended that you read talks previously given on a weekend. Your talk should be unique to this weekend. You may use parts of the outline summary in your Rollo if you want to.
- The talk must not exceed the time limit of 30 minutes – including your song. Piety time limit is 45 minutes.
- The outline is only the skeleton. Include personal sharing that emphasizes the talk you are giving. (If your sharing is primarily on action, but your talk is on study, it is not relevant) Ask God what He wants you to share.
- If the talk includes something about another person, (including your spouse or ex-spouse) please ask that person’s permission to share. If they say no, then do not include it in your talk. God will honor your obedience.
- Have your talk completed to turn into the Rector at least one week prior to the first team meeting or the date requested by the Rector. You should email your talk to the rector by that date. The rector will forward your talk to the Backup Rector and the Secretariat Leaders Person to review. The Rector will assign you a practice talk date at the team meetings. The team will hear and critique all the Rollos that will be presented on the weekend. The Rector will give you feedback from your practice talk.
- Do not change your talk after approval from the Rector. Do not change your talk on the weekend without approval of the Rector.
- As you read over your completed talk, ask yourself if it gives the listener the vision of the talk as presented in the outline summary.
- Become very familiar with your talk – practice.
- Write out everything you plan on saying.
- It is suggested that you do not bind or staple the pages, but simply slide the pages over on the podium. Be sure to number the pages.

PIETY

PURPOSE AND SITUATION OF THE ROLLO

PIETY holds an important place as the last rollo of the first day, and is the first rollo that gives a strong emphasis to personal witness. It brings the day to a resolution. It does this in two aspects:

- (1) Presents a true understanding of Piety
- (2) Demonstrates that true Piety can be lived daily.

Unless these two aspects are presented clearly and are understood, the whole Tres Dias experience will not be effective.

This talk looks back at all the previous talks of the day and is the culmination of those talks; it should bring the candidate to a personal encounter with Jesus Christ. Piety explains the first leg of the three-legged stool/tripod.

In this rollo, the rollista concentrates on the Christian's daily walk in the world with the Lord Jesus, giving examples from personal experience. Candidates should understand from this witness that a life in union with Christ is both possible and appealing. In fact, piety is a life of faith in Jesus Christ - empowered by the Holy Spirit. It is characterized by struggles, joys, failures, discoveries, seeing and not seeing, hearing and not hearing; all of which contribute to the Christian's growth in grace.

This rollo should set forth specific ways in which the rollista's life is centered in God's gracious work in Jesus Christ, and is being guided by the Holy Spirit toward Christian maturity.

Time objective: Should not exceed 45 minutes.

PIETY

OUTLINE

- I. INTRODUCTION
 - A. Piety as an experience of grace
 - B. Piety as a process of growth
 - C. False ideas of piety
- II. WHAT PIETY IS
 - A. Definition: The direction of one's whole life to God
 - B. Pattern of the Christian life
- III. THE CHARACTERISTICS OF PIETY
 - A. Christ-likeness (Fruit of the Spirit)
 - B. Gratitude
 - C. Freedom
 - D. Maturity
- IV. HOW IS PIETY STRENGTHENED?
 - Through Bible study, prayer, worship, fellowship, and Communion
- V. CONCLUSION
 - A. Piety is an ideal
 - B. Relate to earlier Rollos of Ideals, Grace, The Church, and the Holy Spirit

PIETY

COMMENTARY ON THE OUTLINE

(This material is intended as a study aid for the Rollista. It is **not** intended to be the rollo.)

INSTRUCTIONS TO THE ROLLISTA: *Testimony used in this rollo should not be drawn out or force fit into the outline. Any testimony should fit naturally within the appropriate outline points and time objective.*

I. INTRODUCTION

The talk on piety stands at the conclusion of the first full day and brings the day to a resolution. The rollista should be aware that most candidates might have less than a positive reaction to the word, piety. Because of this lack of an understanding of the word, it is easy to miss (at least partially) the purpose of the talk.

The Rollista is asked to use this definition of Piety: The direction of one's whole life to God.

Piety explains the first step — making a dedication of all you are and have to God. But it is more than just the first step. It is the summary of everything else, "A Christian life, deeply felt, lived, and spread."

Piety also does not just describe a state of being. Piety describes an attitude one must possess, the action necessary for growth, and the ideal of Christ-likeness that one hopes to achieve. None of this is possible without prayer.

- A. **Piety as an experience of grace.** Piety is the living, recurring experience of the reality of grace in the relationship with God, with others, and with oneself. It is also the process of allowing the Holy Spirit to re-order one's life in relationship with Jesus Christ. Said another way, Piety is accepting and living the life of grace. This experience of grace and this process of growth are positive and transforming.
- B. **Piety as a process of growth.** To Christianize the world and even to advance in our own spiritual life, we must focus our lives on three key growth areas — piety, study, and action.
- C. **False ideas of piety.** There are basically three false perceptions of piety. To give better understanding these may be described as types of people. *(Please keep your explanations brief if you choose to use names, be sure not to use names of candidates.)*

The person who is prideful and egotistical about their religion ("Holy Joe or Holy

Hanna”) whose emphasis is on their participation in the externals of Christianity (the church building, devotions and rote prayers, traditions, etc.) rather than on a real dedication to God (Philippians 2:3-4.)

The person whose religion is routine or mechanical (“Mechanical Mike” or “Mechanical Millie”) follows the church crowd not Christ.

The person whose religion is a false front (Hypocritical Hal” or “Hypocritical Henrietta”), whose real concern is for personal acceptance or advancement.

(Since all Christians fall into the temptation of being falsely pious, it would be helpful for the rollista to give a brief personal example. Your example should fit naturally within the outline. The emphasis of this rollo should be about piety, not false piety.)

II. WHAT PIETY IS

A. Definition: The direction of one’s whole life to God. The call to be a Christian is a call to piety. The talk does not criticize doing “religious” things, but it states in a **very** strong way that being a Christian involves the directing of one’s whole life to God and making the life of grace our ideal.

B. Pattern of the Christian life. Piety *is* the pattern of Christian life: searching for God’s will, being open to God’s Spirit, allowing one’s life to be formed in the image of Christ, availing oneself of worship, Communion, Christian community, Bible study, prayer, and seeking the gifts of the Spirit for ministry and service.

(A personal testimony used here should include three elements and be less than ten minutes. 1. The spiritual condition the speaker was in before he or she began to direct his/her whole life to God. 2. How the change came, i.e., how he or she came to realize the value and necessity of directing his or her life to God, and 3. What a life in union with God means to the speaker now.)

III. THE CHARACTERISTICS OF PIETY

Some characteristics of piety are qualities, which are visible. A man or woman who is directing their whole life towards God will appear to the world in a natural, courageous and joyful way. *(Some characteristics can be illustrated by brief personal examples in the rollista’s life.)*

A. Christ-likeness (Fruit of the Spirit). This first characteristic involves following Jesus’ example and seeking to develop His character and conduct in our lives (2 Cor. 5:17; Rom. 12:12; 1 John 2-6.) Jesus was the perfect embodiment of the Fruit of the Spirit (Galatians 5:22). Christ likeness also involves allowing Jesus to produce the Fruit of the Spirit in us ... love, joy, peace, patience, kindness, goodness, faithfulness, gentleness, and self-control (Gal 5:22-23.)

B. Gratitude. The Christian life springs from our grateful response to what God is doing for us, in us, and through us in Jesus Christ (I Thes. 5:18). Christians are a people made and moved by gratitude. They are a people whose central act of worship is in thanksgiving. Their faith in Jesus Christ makes it possible for them to give thanks in every circumstance. Grateful Christians are giving and forgiving

people.

C. Freedom. One is set free to live a life of piety when Christ dwells in the heart by faith (John 8:31, 32, 36.) However, freedom is neither liberty to do just as one likes, nor is it an end of all restraints (1 Peter 2:16.) Persons who seek to be free from the will of God will inevitably become prisoners of their own will.

D. Maturity. Christians mature in piety as they grow in their love for God, and His will. (Eph. 4:13-16.) The fruits of maturing can be seen in sensitivity to the needs of others and the courage to be known as a disciple of Christ.

IV. HOW IS PIETY STRENGTHENED?

- Piety is strengthened through Bible study, prayer, worship, fellowship, and Communion. Piety is more a process than a possession, more a pattern of Christian life than a list of Christian virtues. Because it is a process, it is never completed. The Christian, therefore, is someone on a journey of faith, a person who keeps on submitting heart, mind, and will to the shaping power of the gospel through the work of the Holy Spirit.

V. CONCLUSION

A. PIETY is an ideal and should be related to the earlier rollos. The ideal is direct and straightforward — the only response adequate to God's gift of grace is a complete giving of ourselves to Him.

B. In summary, Piety relates to the previous talks of the day as follows:

IDEALS: Piety is the lived ideal of a life in grace with Christ.

GRACE: Piety is the daily response to God's grace in our lives.

THE CHURCH: Piety is strengthened by the believer's participation in the Body of Christ.

THE HOLY SPIRIT: Piety is formed and nurtured by the Holy Spirit, God present with us.

(During, or at the end of the Rollo, the concept of the three-legged stool (tripod) should be introduced.)

Time objective: Should not exceed 45 minutes.

Note to the rollista: *There is far more subject matter in this “commentary...” than is required to meet the time objective of the rollo. While it is necessary to speak very briefly on each item listed in the outline, be careful to select for expansion only those items for which you have something significant to contribute - - usually through personal experience. Remember, the more important part of the Weekend will occur during table discussions than what participants will learn or remember from hearing the rollo. The rollo is meant more to spark ideas for the table discussions than it is meant to be instructive.*

PIETY BIBLE REFERENCES

(These Bible references are included here to help the rollista understand some of the biblical background of the rollo. The list is neither complete nor is it intended to become part of the rollo. Read the references and listen for the Word of God.)

Exodus	3-4	Moses is called, God will overcome his limitations
1 Kings	19:1-8	Elijah is discouraged, he got his eyes off God & on self
Matthew	6:1-18	Beware of practicing false piety, develop inner piety
Mark	14: 66-72	Peter denies Christ; pride & trust own strength will fail
Luke	18:9- 14	A parable about true piety
John	8:31,32,36	The Word will set you free
Romans	6:1-6	Dying and rising with Christ; no longer slaves to sin
	8:1	No condemnation in Christ Jesus
	12:1-2	Be a living sacrifice, have a renewed mind
1 Cor	2:1-5	I was with you in weakness
2 Cor	5:17	Exchanged life; new creation in Christ
Galatians	2:20	Crucified with Christ; let Jesus live through you
	5:1	For freedom Christ has set us free
	5:22-23	Fruit of the Spirit
Ephesians	4:13-16	Don't be immature children — grow up in Christ
	5:1	Be imitators of God
Phi	2:3-4	True piety is humble, interested in others; pride destroys
I Thes.	5:18	In everything give thanks
1 Peter	2:16	We are free to live as God's servants
	5:5-6	Be humble; God opposes pride
1 John	2:6	Walk as Jesus walked

What is a Table Leader?

Those team members who sit at the tables are called table leaders. Some of them may also give rollos (rollistas). (In some communities, table leaders are referred to as “professors” and “silent professors”).

During the team meetings, the table leaders, especially those who are not giving rollos, have a great opportunity to observe the unity and wholeness of the team as it develops. The rector is managing the Weekend; the auxiliaries (Chas) are supporting the physical needs of the team meeting and planning to meet the needs of those who will be attending the Weekend; the rollistas are concentrating on their rollos. Consequently, the table leaders are the ones who are free of other responsibilities and who frequently can supply the insight and support which can help bring the team together as one body, in unity of purpose, under Christ.

During team meetings, while every team member is important to the critiquing process, table leaders (and ex-rectors or others who have previously given a certain rollo) are especially key in the important task of rollo critiquing. They are ideally placed to focus on the rollo outlines and the flow of the Weekend. During the Weekend, knowing the content of the rollo, they should use that knowledge to aid in the table discussion.

Once the Weekend begins, the task of the table leader is to unite those at the table to which they have been assigned. Table leaders need to be especially available to the candidates assigned to their tables. The candidates at the table, the Weekend’s little Reunion Group, are the object of the table leaders’ special attention and affection.

During the Weekend, the most important interaction occurs at the tables. This is the first time many of the candidates will have had experience in a small reunion group. In this group, they often learn to share openly and honestly about their lives. It is also where they frequently laugh, cry and pray together and develop a trust relationship which often lasts long after the Weekend has ended.

Brief Overview of the Rollos

The IDEALS rollo is designed to start us thinking about the purpose and plan for our lives. It encourages us to set goals that are lofty and attainable. That our lives change and so do our ideals.

The GRACE rollo shows us that God can enable us by His grace to overcome all our fears about failures and achieve any God given ideals.

The CHURCH rollo shows how we each need to be an active part in our church; to fulfill our roll in the body of Christ.

The HOLY SPIRIT rollo begins to show us just how much Jesus loves us and that through the power of the Holy Spirit we can become more than we are.

The PIETY rollo begins to open our hearts to a new perspective of our life...directing it entirely, on purpose, to God and His kingdom work.

The STUDY rollo shows us the importance of knowing God's word in order to live a life of piety. How can we live in victory if we don't have the weapons to fight the good fight? This talk should make us see the beauty and value of knowing God through His Word.

The SACRED MOMENTS OF GRACE rollo takes us to the foot of the cross to see just how much Jesus loves us and the high value He places on each of us. This is the time for self examination to make sure we have a salvation relationship with Christ.

The ACTION rollo challenges us to take our faith and our hope out into the world around us. Not just to be laymen in the church but everywhere we are. To show us that action does not have to be big things, but a life lived to God's glory.

The OBSTACLES TO GRACE rollo shows us the truth about the struggle involved in our daily walk of piety, study and action. The enemy will not leave us alone if we are determined to follow Christ.

The LEADERS rollo calls us to a higher level of thinking...that we are actually to be leaders. Not just someone who takes action but someone who leads others to take action. We can do all things through Christ.

The ENVIRONMENTS rollo then reminds us that we will be going home, back into our own unique environment. God has placed us there to be Jesus with skin on to our little world...home, work, play, church and community.

The LIFE IN GRACE tells us more about walking out the truths we have learned during the weekend. It can all be done.

The CCIA (CHRISTIAN COMMUNITY IN ACTION) rollo reminds us that we are not lone rangers. There are many Christian communities that we belong to...church, Tres Dias, bible study, Sunday school, young life....and a group effort can make an immeasurable difference.

The REUNION GROUPS rollo offers reunion groups as an additional means of enhancing a personal relationship with Christ.

The LIVING IN THE FOURTH DAY rollo gives new information regarding tools to help the new Pescadores in their new life journey...reunion groups, Secuelas, working weekends. It also cautions them about returning to their environments with a "know it all attitude." It gives them direction in beginning their fourth day.

HOW TO PLAN, PREPARE, AND GIVE A ROLLO

On a Tres Dias Weekend, a rollo should be a concise, well prepared and critiqued talk containing a balance of teaching and witness. As a rollista, your goal is to strive for brevity and balance in your rollo. The rector for the Weekend, and others in the community who are involved in team selection, see this potential in you.

You are urged to study this section with even more diligence because each Weekend is new and different.

BEFORE YOU START

1. Pray! Prayer will focus your heart and mind upon the task God has established for you in the context of this Tres Dias Weekend. Ask yourself “Why has God chosen me for this talk?”
2. Read carefully, the section on the *“Relationship of the Talks.”* If you are assigned to present the *“Ideals”* Rollo, don’t write it in such a fashion that it has any heartrending witness, as might the *“Piety”* Rollo.
3. Before you begin to prepare your Rollo, read the sections that deal with the *“Purpose and Situation”*, *“The Outline”*, and *“The Commentary on the Outline”* for your own rollo.
4. Read the Scriptures indicated in the *“Bible References”* section for the rollo. These are included to stimulate your understanding of the Christian teaching embodied in the rollo. They need not become part of the rollo, though they may be used as you deem appropriate for the rollo.
5. Ask your rector the following questions.
 - Will I be assigned a mentor to assist me with the writing of the rollo? (frequently done for a first-time rollista)
 - Should I show a written draft of the rollo to you or to a mentor you will assign to me before it is presented for critiquing by the entire team? (Frequently done for a first-time rollista)
 - At which team meeting is the rollo to be critiqued by the entire team?
 - Are there other responsibilities in addition to preparing and delivering the rollo? (e.g., any suggested table discussion questions, references for a Weekend book list, which might be required if the *“Study”* Rollo is the one being assigned, etc.)

If you have taken the suggestions presented in the above paragraphs seriously, you may feel overwhelmed. You may want to say far more than could possibly fit within the time constraints of the rollo. The *“Commentary on the Outline”* often includes much more ideas and material than can be used in the rollo; also, the material in the *“Commentary...”* is **not** to be used and presented verbatim. While you may use the ideas, the words should be your own. Remember that many others have done this rollo before you. So, count this abundance as a blessing and thank God for it. Prayerfully select the choicest fruits from the harvest before you. Remember, **the outline is just a skeleton.** The sinews, flesh, skin and blood needs to be put there by you. However, the Holy Spirit will breathe life into the rollo (Ezekiel 37), if you will only surrender to Jesus and ask for His assistance as you step to the podium to present the talk.

THE FIRST DRAFT

Some rollistas may have difficulty producing the first draft of their rollo. While there are many good books on the subject, a highly recommended approach is to quickly capture your own first thoughts. Let your ideas flow; get something down on paper (or on the computer). At this juncture, it is not important to have everything in the proper order. Look at the *Outline* and select a point; begin to capture and record those thoughts. Forget, at least for the moment, about grammar, punctuation and formatting; those details can be done later.

Since you are required to include the topics listed in the rollo “*Outline*” in this *Guide*, start preparing your rollo from that outline. Use examples from your own experience and heritage to expand the basic outline. The candidates need to hear about the real you in the rollo. If you have any concerns or problem with the required material, speak with the rector. The rector will either answer your concerns/questions or refer you to someone who can assist you.

If the rollo is to contain your personal testimony, include it in the outline. Many first-time rollistas have never before witnessed to the power of Christ in their lives. They may have difficulty including a personal testimony appropriate to the subject of the rollo or, they may have difficulty keeping the rollo within reasonable time limits. Remember that the candidates may also find personal testimony just as difficult to listen to as it is for you to speak it; so be sensitive to them when you prepare your rollo. Furthermore, delivering a rollo is not a time to preach on some current heated political or religious subject which you may have on your heart. That is not to say such a subject is not important to you or to Christ’s church; however, a Tres Dias Weekend is not the place to preach on this type of subject. Any discussion of current controversial issues, if brought up at all, should be a small part of your rollo and should flow naturally as a part of your personal witness. Neither should any such issues be presented in a way which would be judgmental; that is up to God.

DELIVERY

While some persons may prefer to speak from an outline and others prefer to speak from a script, on a Tres Dias Weekend, **the rollo be must be written out.** This will be most helpful in keeping to the appropriate time allowed for the rollo; furthermore, having a script is essential during the critiquing process. If someone wants to comment on something you said, it is almost impossible to refer you to that point if the rollo is not written out. Nevertheless, you will want to make two basic decisions regarding delivery; they are:

- Shall you write out the rollo and read it (being careful not to deliver it in a dull, monotonous tone); or
- Shall you write out the rollo and memorize it, referring to the pre-written script only when needed, if you forget where you are in the rollo.

If you plan to quote from books or other resources during your rollo, you need to decide (possibly in conjunction with the rector), how they are to be handled. They may be read from the source, copied into the text of the rollo and read from there, paraphrased, or

shown on some type of visual aid, such as a projection system. The important thing about references is that they should be appropriate to the rollo; candidates must be able to tell when you are beginning and ending a quotation. Furthermore, quotations should not be too long. Remember that it is your rollo; it doesn't belong to the writer of some book from which you are quoting.

In Southeast Tennessee use the concept of "write-downs" to help the candidates remember important points within the rollo. Consider the outline point itself as the write down. If you do want to amplify the point, it should be brief.

We now use PowerPoint to project visuals containing the rollo outline. The important factor is that the points listed be the ones which you want emphasized for the team and candidates to record in their notes and to be used during the rollo discussion time.

THE CRITIQUE

At some point before the Weekend, you will be asked to present your completed rollo to be critiqued by the entire team. Lay members and spiritual directors alike need to have their rollo's critiqued by the entire team. There are several important reasons for this review:

- It provides the team with an opportunity to affirm you and your role on the Weekend;
- It provides a way of assuring that your rollo supports the Tres Dias method and the Weekend;
- It provides a target date for the completion of the rollo;
- It allows the rollistas whose rollo comes before you in the Weekend schedule to know what you will be saying, and for the rollistas who follow you to hear and build upon what you said;
- It helps to assure that one rollista will not contradict another;
- It permits the rector to time the rollo and assure that it is the proper length;
- It permits candor and openness within the team, thus, building community;
- It demonstrates that neither clergy nor lay team members are elevated to a higher level and helps to assure that their rollos are compatible with each others; and,
- Finally, because the fifteen segments are just part of one message, they must fit together naturally, like the pieces of a puzzle. What the candidates should see is a beautiful tapestry consisting of fifteen rollos and five meditations woven together with scarlet thread. This can only be accomplished if all of the rollos are critiqued by the entire team.

If some changes are recommended, carefully consider them, particularly if suggested by multiple sources. If the rector asks you to make changes, prayerfully consider them, if necessary, discuss them with the rector and revise your rollo as necessary. If as a result of the critique, your rollo changes, it IS IMPERATIVE you show the rector your revised rollo! The rector will undoubtedly want to have a copy of this revised rollo. The changes will probably cause no problem for the rector; but they may affect references to it in subsequent rollos. In rare cases, the rollo may need to be critiqued again by the team. However, that is unlikely if you have a mentor who is assisting you with the rollo.

Your rollo has been critiqued and the world hasn't collapsed around you. In fact, you have likely been drawn closer to your fellow team members because you have made yourself vulnerable when delivering your rollo - - - and others have made themselves vulnerable by critiquing it in love. Set the rollo aside for a time. Pray about it. Make the changes you and the rector (if he/she has so indicated) have decided to make. Then, several days before the Weekend, re-read it several times. If possible, practice giving it in front of a mirror so you can see yourself and any hand motions or other visual aids you may use. Frequent smiles are good; not only now, but especially during the Weekend when presenting the rollo.

Time yourself to make certain you are within the time constraints allowed for the rollo (especially if you are giving write-downs and must allow time for the team and candidates to write them). It almost always takes longer to present the rollo on the Weekend than it does during your practice sessions. If necessary, cut the content to be within the allowed time. Produce a final draft that is easy for you to read and speak from on the Weekend. If your community uses visual aids (such as projection of the outline, etc.), provide a copy of the rollo, along with appropriate visuals, to the person who will be the projectionist. Give a copy to the rector. Now, you can relax!


THE TRES DIAS WEEKEND

During the Weekend, allow God to work through your rollo (the instrument He has helped you prepare). It has been honed and refined through prayer, meditation, sharing and critiquing. Your greatest temptation will be to tamper with it since you may believe you can make it even better. Perhaps you can; but it is recommended you do not alter it much more. Through the grace of God, what you have will be usable and will undoubtedly speak to many candidates --- and most likely to many team members on the Weekend as well. They will hear it in grace; God will use it to bless them.

If you have time before you are to present the rollo, read through it one more time so the thoughts are fresh in your mind. Now is not the time to make any more changes. Present what you have, trusting that the Lord has helped you write it. Be in prayer and ask another member of the team to pray with you before delivery of the rollo on the Weekend. The Lord will certainly bless you and those who hear the rollo.

Remember to smile frequently, as though indicating you are actually enjoying standing there in front of the candidates and team, sharing what God has given you. He will provide you with the strength to get through it. When you have completed your presentation, you will actually feel quite good about what you and the Lord accomplished together!

The Service Card/Growth Guide

<p style="text-align: center;">ORDER OF REUNION</p> <p>Come Holy Spirit, fill the hearts of your faithful and kindle them in the fire of your love. Send forth Your Spirit and they shall be created. Response: And You shall renew the face of the earth. Let us pray; O God, Who by the light of the Holy Spirit instructs the hearts of the faithful, grant that by the same Holy Spirit we may be truly wise and ever enjoy His consolations. Through Christ our Lord, Amen. Our Father . . . Glory Be . . .</p> <p style="text-align: center;">PIETY</p> <ol style="list-style-type: none"> 1. With what spiritual aids have you nourished your vital union with Christ this week? 2. What was the moment in which you felt closest to Christ? <p style="text-align: center;">STUDY</p> <ol style="list-style-type: none"> 3. What have you done to understand better the gift of God? 	<p style="text-align: center;">ACTION</p> <ol style="list-style-type: none"> 4. What discipleship success did the Lord accomplish through you: in your family in your work in your environment? 5. With what failure have you been tested in your family in our work in your environment? 6. How did you fulfill last week's plan? What are you planning for next week? 7. Activities of the group? 8. A prayer for those who have not fulfilled their commitments. (If one of the members of the group is missing, say a prayer for him.) <p style="text-align: center;">PRAYER OF THANKSGIVING</p> <p>We give thanks, Almighty, God for all the benefits You have given us. You Who live and reign forever and ever. Amen.</p>	 <div style="margin-top: 20px;"> <p>Name: [Redacted]</p> <p>Table: [Redacted]</p> </div>
--------------------------------------------------------------------------------------------------------------------------------------------------------------------------------------------------------------------------------------------------------------------------------------------------------------------------------------------------------------------------------------------------------------------------------------------------------------------------------------------------------------------------------------------------------------------------------------------------------------------------------------------------------------------------------------------------------------------------------------------------------------------------------------------------------------------------------------------------------------------------------------------------------------------------------------------------------------------------------------------------------------------------	-----------------------------------------------------------------------------------------------------------------------------------------------------------------------------------------------------------------------------------------------------------------------------------------------------------------------------------------------------------------------------------------------------------------------------------------------------------------------------------------------------------------------------------------------------------------------------------------------------------------------------------------------------------------------------------------------------------------------------------------------------------------------------------------------------------------------------------------------------------------------------------------------------------------------------------------------------------------------------------	-----------------------------------------------------------------------------------------------------------------------------------------------------------------------------------------------------------------------------------------------------------------------------------------------------

<p style="text-align: center;">YOUR PIETY</p> <p style="text-align: center;"><i>"Without Me you can do nothing."</i></p> <p>Morning Offering</p> <p>Personal Prayer Period</p> <p>Worship</p> <p>Communion</p> <p>Helping Another</p> <p>Altar Visits</p> <p>Examination of Conscience</p> <p>Spiritual Direction</p> <p style="text-align: center;"><i>Always consult with your</i></p>	<p style="text-align: center;">DISCIPLESHIP GUIDE</p> <p style="text-align: center;">YOUR STUDY</p> <p style="text-align: center;"><i>"If you only understood the gift of God! . . ."</i></p> <p>Bible Reading</p> <p>Reading books of formation, following the advice of your pastor</p> <p>Don't be satisfied with reading good book; read the best.</p> <p style="text-align: center;"><i>Heavenly Father about your piety,</i></p>	<p style="text-align: center;">YOUR ACTION</p> <p style="text-align: center;"><i>"I will make you fishers of men."</i></p> <p>What have you done during the week to extend the kingdom of God. . . .</p> <p>In your family</p> <p>In your profession</p> <p>In your environment</p> <p>In your church</p> <p>In your group</p> <p>In your sequela</p> <p style="text-align: center;"><i>your study, and your action.</i></p>
--------------------------------------------------------------------------------------------------------------------------------------------------------------------------------------------------------------------------------------------------------------------------------------------------------------------------------------------------------------------------------------------------------------------------------------------------------	-------------------------------------------------------------------------------------------------------------------------------------------------------------------------------------------------------------------------------------------------------------------------------------------------------------------------------------------------------------------------------------------------------------------------------------------------------------	--------------------------------------------------------------------------------------------------------------------------------------------------------------------------------------------------------------------------------------------------------------------------------------------------------------------------------------------------------------------------------------------------------------------------------------------

THE RELATIONSHIP OF THE TALKS

The relationship of the talks given on a Tres Dias is both important and unique. To a large degree, the talks present the message and form the character of the Weekend. Given by persons from various denominations and congregations, they also help to give an ecumenical flavor to a Tres Dias Weekend. Most important, the talks help stir in one's mind, questions to ponder during table discussions and often, even into their Fourth Day.

There are three types of talks presented during a Tres Dias:

Five clergy meditations:

KNOW YOURSELF
THE PRODIGAL SON
THE THREE GLANCES OF CHRIST
THE FIGURE OF CHRIST
CHRIST'S MESSAGE TO THE PESCADORE

Five clergy rollos:

GRACE
THE HOLY SPIRIT
SACRED MOMENTS OF GRACE
OBSTACLES TO GRACE
LIFE IN GRACE

Ten lay rollos:

IDEALS
THE CHURCH
PIETY
STUDY
ACTION
LEADERS
ENVIRONMENTS
CHRISTIAN COMMUNITY TN ACTION
REUNION GROUPS
LIVING THE FOURTH DAY

The inter-relationship of these talks is a key to the dynamics of the three days. Their progression prepares the candidates for their Fourth Day. Tres Dias recognizes this importance and prescribes the order and content of the talks in ***"The Tres Dias Essentials"***. These ***"...Essentials,"*** differentiate between the lay and clergy talks. In reality, it is as though there is only one talk given during the Tres Dias, which is divided into twenty segments: some are meditations (5) and some are rollos (15). They build upon each other.

The following observations can be made when studying the relationship of the talks given within the Tres Dias:

- There are an equal number of lay rollos and clergy rollos and meditations;
- On the whole, lay and clergy talks alternate with each other;
- The first talk of each day is a clergy meditation, announcing the theme of the day;
- The last talk of each day is a lay rollo given by a rollista whose life is a witness to the message.

Tres Dias is a cooperative ministry between laity and clergy and shows that this relationship can work on the Weekend and in the Fourth Day. On the first evening, the meditations indicate the direction for the whole Tres Dias experience. Each morning of the three days, a meditation presents the direction for that day.

TALKS ON THE FIRST EVENING

The first evening contains two meditations which are given by clergy. For the candidates, this is a time of transition from a busy world into the Weekend. It is a time for introspection. It is the threshold to the pilgrimage. The theme of the Weekend is announced in the two meditations: **KNOW YOURSELF** and **THE PRODIGAL SON**.

KNOW YOURSELF invites the candidates to take a candid look at themselves. This meditation invites them to “come to themselves” to identify their potential and their limitations.

THE PRODIGAL SON meditation assures the candidates that, just as the father in the parable loves his two sons, God loves each one of us. He comes toward us with open arms to greet us. In fact, He expects us and has a feast ready for us. (As an option on a Women’s Weekend, the Hosea — Gomer story [Hosea 1-3], or the woman taken in adultery [John 8:1-11] maybe used.)

THE TALKS OF THE THREE DAYS

Each day begins with a meditation, given by clergy, which presents the direction of the day. All rollos for the remainder of the day pursue that direction. The final rollo is given by a lay team member who has made the message of that day a personal living testimony of living the Christian faith. This rollista demonstrates that the message is worthy and workable.

THE TALKS OF THE FIRST DAY

The talks of the first day begin the alternating pattern of lay and clergy presentations, starting with the morning meditation, **THE THREE GLANCES OF CHRIST**, given by clergy. This meditation begins the transition from introspection to a proclamation of Christ. Its message is simple. In the Gospels, three people met Jesus during His ministry and each responded to that meeting in a unique way. On this first day of the Tres Dias, Christ is revealed to the candidates.

The first rollo, **IDEALS**, challenges the candidates to think about their own habits and life situations and prepares the way for the rest of the day - - - and even the rest of the Weekend. Because ideals are basic to life and give direction to our very existence, we need to know what they are. The candidates are left to consider the question: "What are my ideals?" They are also told how they might learn the answer (by contemplating the four questions regarding time, talents, treasures and thoughts).

The second rollo is **GRACE**. Grace is the reality which makes the love of God in Jesus Christ tangible and experiential. Grace provides a bridge by which a Christian answer can be given to the questions raised in the **IDEALS** Rollo. It provides a foundation for the rest of the rollos. These rollos clarify for the candidates that God's gracious offer to us in Jesus Christ can be received personally. When the invitation is issued and the heart is receptive, then a life in grace may begin.

The third rollo speaks to **THE CHURCH**, the assembly of men and women, in all times and places, who are awakening to God's grace in Jesus Christ. We are the church, the people of God. The church is Christ's men and women, laity and clergy working in partnership, who respond to the call of God to live together in grace. The mission of the community is to be active in the world for Jesus' sake.

THE HOLY SPIRIT is the fourth rollo. This rollo teaches that God empowers the church to fulfill its mission. The Holy Spirit brings the church into being, provides the gift of faith, and calls individuals into the church. The Holy Spirit lives in the hearts of believers, guiding, comforting, and strengthening those who have received Jesus Christ into their lives. It is The Holy Spirit who provides the gifts for building up the Body of Christ and for telling the world about God's love. **PALANCA** is introduced during or at the conclusion of this rollo.

What are the results of accepting Christ, of freely receiving God's grace and the gift of faith, and of being empowered by God's Spirit in the fellowship of the church? The fifth rollo, **PIETY**, presents an answer. Piety manifests Christian qualities of life which are Christ-likeness, gratitude, freedom, and maturity. It is a life in grace. This rollo aims to awaken in the candidates, a desire to know Christ better, as they submit their weakness to His strength. It should also clearly present answers to the questions raised in the first rollo of the day, **IDEALS**. More specifically, it should make clear that for the Christian, there are not multiple ideals, but one ideal; and that ideal is that a person must focus his/her life totally and completely toward God!

THE TALKS OF THE SECOND DAY

The pattern of talks begun on the first day is continued on the second day: an alternation of talks by clergy and laity. It begins with a morning meditation on **THE FIGURE OF CHRIST** and includes a recitation of Psalms and prayers from the **Pilgrim's Guide**. This meditation opens the theme of conversion for the day: after we meet and accept Christ in faith, how do we obey Him?

The rollos of the second day, starting with the **STUDY** rollo, show the way. The candidates are taught that we can come to know, trust and obey God in Christ through the written and spoken word of the Bible. Other insights preserved in the writings of

Christian men and women throughout the centuries are also available for our study. In addition, certain modern media are mentioned, which assist us in our Christian study. With prayer as our guide, and through the power of the Holy Spirit, these study aids will teach us to not only know Christ, but to know Him better and want to follow Him.

Reading and study, however, are only part of the answer. We also come to know God in Christ through various other methods which **He** has chosen and provided. In Tres Dias, we refer to them as: **SACRED MOMENTS OF GRACE**. These acts and/or events are known in various traditions as Sacraments, Ordinances, Covenants, Church Rites, Means of Grace, and Signs of Grace. In some traditions, they are not even named; nevertheless, most of them are practiced in the various denominations and churches. This clergy rollo presents these *acts o God* as visible signs of God's presence and power and as a means of grace for our journey from our birth to our physical death. A worship service including the celebration of Holy Communion is conducted during or following this rollo.

The **ACTION** rollo states the truth that we learn to know Christ through the loving acts of His people. This rollo speaks of ***"making a friend, being a friend and bringing our friend to Christ"***. If those listening to this rollo remember nothing else, it is hoped that it would be that phrase. The Holy Spirit leads us in ways that help us bear witness to our faith. Examples are given of how the rollista has influenced others, and how the rollista has been challenged, converted and strengthened by such Christ-directed actions.

There are forces which interfere with or distort our relationship with God. These are discussed in the fourth rollo of the day, **OBSTACLES TO GRACE**. What obstacles hinder the Christian from reaching maturity? They tempt and cause us to stumble every day; they are around and within us. This rollo uncovers some of them so they may be recognized. It also teaches how, with God's help, these obstacles can be overcome.

The final rollo of the second day is **LEADERS**, an expression of our Baptism into Christ. The rollista exemplifies the message of the day. The rollista is familiar with Scripture, and actively involved in living a holy life (Col. 3:1-25). The speaker testifies of a living faith and reveals that each person who accepts God's call is a leader. We are ALL called to be leaders for Christ. Each bears witness to the presence of Christ in their life. The rollo discusses the qualities of a Christian leader. **PIETY**, and the whole of the first day, focused on one's relationship to God. **LEADERS**, and the second day, develops this relationship and stresses how the candidates can come to know Christ better -- and then share Him with others.

THE TALKS OF THE THIRD DAY

The third day, as each of the two previous days, begins with a meditation, **CHRIST'S MESSAGE TO THE PESCADORE**, which sets the course for the day. The message is that He has called each of us to be followers and to be His leaders in all areas of our daily lives. We are to join in Christ's suffering for the world through self-denial --- for the sake of the Risen Christ. It requires working in the Christian community.

The first rollo of the third day concerns the several **ENVIRONMENTS** of a Christian. It observes that if Christians are to be effective in bearing witness to Christ, they must

understand the world in which they live. They should be a positive influence, seeking out individuals to befriend with whom they can share Christ. One way to transform our environment is through person-to-person contacts; in whatever environment we are situated. This work is done with patience, perseverance, prayer and through the power of the Holy Spirit.

The last clergy rollo of the three days is ***LIFE IN GRACE***. It presents the key ways for a Christian to keep in touch with Christ. In addition to the experience of the Weekend, it offers a practical program of spiritual growth. Study of the Bible, prayer, and frequently availing oneself of Holy Communion are primary means for sustaining the life in grace. A life in grace is maintained through finding peace, purpose and power in Christ. The Spiritual Director's own reflections of the Weekend and his personal testimony may be given in this rollo.

The next rollo is ***CHRISTIAN COMMUNITY IN ACTION***. This rollo further develops the implications of the ***ACTION*** rollo, which dealt with actions of individuals. This rollo deals with community action, both in its inner life and outer witness. First, there are some projects so massive (large crusades, for example) they can only be done by, or within, a Christian community. Second, it is important for the spiritual growth of each individual, that they receive training and equipping from the Christian community. The rollo discusses how the Christian community nurtures, trains and equips its members and thereby provides spiritual nourishment for itself. Its conclusion: the Christian community, with Christ as its Head, is always greater than the sum of its parts.

REUNION GROUPS first presents a brief summary of the previous rollos of the Weekend. It is recommended that this recap be given word for word from item I. A. of the *"Commentary on the Outline"*, in order to be concise and consistent regarding the message of each rollo. It emphasizes the need to remain in community. Whereas the previous two rollos speak about community in the larger sense of the church, this rollo presents the need for candidates to receive nurture from, and to be active in, a small group. It explains the elements of a successful reunion group, as well as the dynamics of reunion groups. It also introduces the Secuela. This rollo presents reunion groups as a powerful method for helping to sustain a Christian life. Also helpful is to reinforce the message of the ***ACTION*** rollo (**"Make a Friend, Be a Friend and Bring a Friend to Christ"**), considering that the reunion group is a good place to bring unsaved persons and/or other potential future candidates for a Tres Dias.

As with the last rollo of each of the previous days, the ***LIVING THE FOURTH DAY*** rollo, given by the rector, gathers up the message of the day. Because this is the last rollo of the three days, the rector seeks to exemplify not only the message of the day, but also of the whole Weekend. The rollo presents the Fourth Day as the rest of the Christian's life. It sets forth the need and the ways to be constantly attuned to Christ's spirit and will. The underlying tone of the rollo is to persevere.

Further, the rollista speaks about how things in the outside world have not changed much from what they were when the candidates left their home and/or work on the first evening of the Weekend. The candidates are reminded to be considerate of those whom they left behind when coming to the Weekend, and not to demonstrate unusual exuberance. In Southeast Tennessee, if the Rector is married, the spouse of the rector

joins the rector at the conclusion of their rollo to offer a brief sharing about re-entry back into the world they left on the first evening.

SUMMARY

The candidates, in reality, have been presented with one talk - given in twenty segments. They have been invited to look at themselves and see who they are. They have also been reassured: No matter where they are or how far they have wandered, God is there with-open arms, welcoming them back.

They have been told that being human is to have ideals; and living a life in grace, focused totally and completely toward God, is the ***Christian ideal***. They have been told that all who have received Jesus Christ as Lord and Savior and who seek this life in grace are members of His Church; furthermore, that we are led by the Holy Spirit in that quest. They have been challenged by people who are earnestly seeking to live a life in grace.

Once we desire to live a life in grace, there arises an equally strong desire to know Christ better. We are urged to seek Him in the Scriptures, in the frequent reception of Holy Communion, and in the actions of our fellow Christian brothers and sisters. When we make this search an active part of our lives and begin to suffer through obstacles to grace, we are developing into leaders for Christ.

We are becoming effective leaders for Christ as we understand the environments in which we live. This understanding is deepened by a devotion to God and by constant contact with fellow Christians. In this way, we mature spiritually and grow in grace during our life-long Fourth Day.

TEAM BUILDING

PRE-WEEKEND PHASE

Each team member is responsible for helping to build a cohesive team. This process occurs during the formative pre-weekend team meetings. Each team member should:

- Pray without ceasing for the candidates, team, their families and the community;
- Attend all team meetings;
- Prepare for and know your team duties;
- Contribute to the sharing times;
- Make an effort to meet and know all team members;
- Participate with love in all liturgies, worship and praise sessions;
- Become familiar with the outline for each rollo;
- Enter into the rollo critique process with love and caring for your teammate and for what may affect/impact the candidates;
- Believe that the rector was chosen and anointed by God to be the human leader for the weekend; and
- Believe that God will give special power, grace and wisdom to the rector for the purpose of glorifying God during this time.

Importantly, apply to this team experience, the same mind you had on your original Tres Dias Weekend. Then, (depending upon where you made your Weekend) your rector asked you to:

- Believe that great things are possible;
- Have a spirit of openness to God and what He is asking of you;
- Have a loving concern for one another and total trust in God;

or

- Receive things in a Spirit of Idealism;
- Receive things in a Spirit of Cooperation; and,
- Receive things in a Spirit of love.

THE WEEKEND

The second area of common responsibility takes place during the Tres Dias Weekend. You are important in the process of making the Weekend effective. Some actions which are helpful include:

- Learn as many of the candidates' names as possible;
- Be as available as possible to the candidates during breaks and off-hours for fellowship and to get to know them;
- Wear your name tag;
- Observe the silent retreat time during the first evening;
- Share in the financial support of the Weekend;

- Perform the tasks assigned to you to the best of your ability, letting others do theirs; and,
- Trust the rector as God's chosen leader for the Weekend.

Remember that you will be blessed most when you are serving with love and humility.

POST-WEEKEND

The final formal team responsibility is to critique the Weekend. This takes place soon after the Weekend and is usually the last time the entire team will gather. The purpose of this team meeting is to review Weekend experiences so that we may encourage those actions which were supportive of *"The Essentials of Tres Dias "*, and learn from those that were not. Team members should review the Weekend in realistic, objective terms, carefully regarding the dignity of the rector. The rector will be using this data as the basis for a written report to the local Secretariat. While the critiquing process may vary from community to community, it is best when the local community has a prepared questionnaire to elicit responses from team members, in addition to encouraging them to write their unsolicited comments in narrative fashion. The team should use *"The Tres Dias Essentials"* as a guide for measuring the value of the pre-weekend and Weekend activities, possibly following along on the local communities "Detailed Schedule" as a convenient way to cover all activities.

While the first sentence in the previous paragraph spoke about the final **formal** team responsibility, there is nevertheless, an informal responsibility the team has with regard to the new pescadores. The team (particularly table leaders and team leadership) should stay in touch with new pescadores, pray for them, and encourage them well into their Fourth Day. A couple of ways to do that is to have one or two team and candidates group reunions or a couple of reunions of the people at each table.

THE ESSENTIALS OF TRES DIAS

© COPYRIGHT 2012 BY TRES DIAS, INC.

1.0 Preamble

The TRES DIAS Movement endeavors to bring Christians to a closer, more personal walk with their Lord Jesus Christ and encourage them to Christian leadership and Apostolic Action in their environments.

TRES DIAS is based on the principles, the method, and the teachings of the Roman Catholic Cursillo movement initially proposed by Eduardo Bonnín and his fellow Christians. Each candidate goes through three phases of the TRES DIAS movement: the pre-weekend, the three-day weekend¹ and the Fourth Day. TRES DIAS is a Christian ecumenical movement.

"The founders of the Cursillo movement saw a world of great need around them. They knew that the answer to the needs of the world had to be Christ and His Grace; but ... they saw Christians who did not live for Christ, and they saw a church that was ... ineffective and without life. They developed the Cursillo to meet part of this problem: to provide any part of the church which was ready to undertake the formation of Christian life with all the people it needed -- people who would have the deep dedication to Christ and to bringing all peoples to Him -- people who would undertake a regular program of formation in Christianity, and who would make their Christian life conscious and vital -- people who would understand how to be part of a unified apostolic effort."²

The main teaching of TRES DIAS is God's unqualified love for each of us through grace. It asks each member of the TRES DIAS community to grow in their personal piety, to study God's Word and other Christian writings and to express their love for Christ in Christian Apostolic Action.

These three aspects of Christian growth are stressed in the cloistered environment called, "the weekend." An invitation is issued during the weekend for each Pescadore to join a small group of his/her own choosing for continued support, prayer and encouragement.

In order to ensure consistency and stability within the TRES DIAS Movement, there must be certain essential aspects to which all TRES DIAS organizations conform. These Essentials fall into two categories: those which are quantitative and those which are qualitative in nature. It is the intent of TRES DIAS to use both of these categories as criteria for chartering local secretariats.

It should therefore be the policy of local secretariats to comply with these Essentials. Policies of local secretariats which deviate from these Essentials must be reviewed on an individual basis and are subject to the approval of TRES DIAS.

2.0. Essentials of the Movement

1. TRES DIAS Is A Christian Movement.

The ultimate objective of the TRES DIAS movement is to strengthen and extend the

Body of Christ. No TRES DIAS organization shall change the teachings or practices of the TRES DIAS Movement to accommodate the participation of non-Christians.

For the purposes of these Essentials, "Christian" is intended to refer to those who are seeking a closer relationship with Jesus Christ as their Lord and Savior.

2. TRES DIAS Is A Christian Ecumenical Organization.

All TRES DIAS organizations shall actively seek the participation of persons from all the Christian denominations in their environment.

All TRES DIAS organizations shall stress those things which the Christian denominations have in common and respect those things which are different.

All TRES DIAS organizations have the duty and the authority to protect the TRES DIAS ecumenical structure.

3. Tres Dias is a Lay-led Movement. TRES DIAS is a lay-led organization; however, the active participation of the clergy is both essential and to be encouraged.

4. TRES DIAS is a Non-Profit Movement.

TRES DIAS organizations should pursue prudent fiscal policies. They shall avoid accumulating assets beyond what is required to carry out their part in the TRES DIAS Movement.

5. The TRES DIAS Movement Shall Not Assume the Role Of A Denomination

TRES DIAS is not a church-substitute; rather, it encourages Christians to worship and serve in their home congregations, as leaders.

6. Tres Dias Is Not A Service Organization

The TRES DIAS Movement encourages Pescadores to participate in "worthy projects." TRES DIAS organizations shall limit their activities to those related to carrying out the Tres Dias method.

3.0 The Essentials of the Tres Dias Method

1. The three sequential phases of an individual's involvement shall be: The Pre-Weekend phase, The Weekend phase, and The Fourth Day phase.

2. The object of the Pre-Weekend Phase is to prepare individuals for effective participation in the Weekend.

3. The purpose of the Weekend, in terms of method, is to prepare individuals for effective participation in the Fourth Day.

3.1 The Essentials of the Pre-Weekend Phase

1. That the candidate be sponsored for participation in all phases of the Tres Dias Movement, rather than just the Weekend.

2. That Candidates be sponsored by a member of a chartered Tres Dias community or similar community approved by TRES DIAS.

3. That candidates have a desire for a closer relationship with Jesus Christ as their Lord and Savior.

4. That candidates be accepted candidates from all Christian denominations.

5. That candidates be at least 21 years of age. However, if a local secretariat, using its best judgment, finds a sound and compelling reason (such as a spouse of a pescador, or military personnel), it OCCASIONALLY, on a case-by-case basis, may accept a candidate who is at least 18 years of age.

6. That candidates have not previously made a Tres Dias Weekend or a similar experience recognized as equivalent by TRES DIAS.

3.2 The Essentials of the Weekend Phase

1. The weekend has the following characteristics:

- A. It is a weekend of living in Christian community involving a combination of carefully developed activities and teachings which are meant to lead to a fuller personal commitment to Christ.
 - B. It embodies personal witness, but is not a revival meeting.
 - C. It employs group dynamics, but it is neither sensitivity training nor group therapy.
 - D. It employs theological instruction that encourages the candidate to study his/her own Christian beliefs, but it is not a course in doctrine.
 - E. It includes a period of silent introspection, but it is not a retreat.
 - F. It is a renewal experience for Christians and is not necessarily a conversion experience.
 - G. It asks for basic faith, openness and seeking attitude on the part of the Candidate, but involves a great amount of dedication, prayer and careful planning on the part of the team.
 - H. It is an encounter with the Holy Spirit. However, TRES DIAS is not a "charismatic" movement.
 - I. The Weekend is a tool of God, not an end in itself. The weekend will not produce a permanent effect without Fourth Day activity.
2. The Spiritual Directors should be qualified to teach and counsel in spiritual matters.
 3. At least one of the Spiritual Directors on the Weekend should be ordained and be authorized to regularly celebrate Holy Communion by his/her denomination. For the purposes of these Essentials, "clergy" is intended to refer to those persons qualified to serve as Spiritual Directors.
 4. That men and women attend separate Weekends. The Spiritual Directors are exempted.
 5. Team members represent a spectrum of Christian denominations.
 6. That team members have previously made either a TRES DIAS Weekend or a similar experience recognized by TRES DIAS.
 7. That the Rector must be a layperson and be responsible for all aspects of the Weekend, under the authority of the local sponsoring Secretariat.
 8. That the team meets prior to the weekend to: promote community, receive instruction on the dynamics and critiques ALL Rollos.
 9. That the TRES DIAS weekend be an intensive three-day program lasting approximately 72 continuous hours.
 10. That the team and Candidates live in a cloistered environment for the entire Weekend.
 11. That lay-talks may not be given by clergy, and Spiritual Director talks may not be given by a lay person.
 12. That the Weekend begins in the evening with the following agenda:
 - Introduction given by the Rector
 - Start silent retreat to end after chapel the next morning
 - **Know Thyself** meditation, given by clergy
 - **Prodigal Son** meditation, (or alternatively, or a women's weekend, the Hosea-Gomer account as recorded in Hosea 1—3, or the account of the woman caught in adultery, as recorded in John 8:1-11) given by clergy
 13. That the first day of the Weekend will have the following agenda:
 - **The Three Glances of Christ** meditation given by clergy
 - The **Ideals** Rollo, given by a lay person
 - The **Grace** Rollo, given by clergy
 - The **Church** Rollo given by a lay person

- The **Holy Spirit** Rollo, given by clergy
 - The **Piety Rollo**, given by a lay person
14. That the second day of the Weekend will have the following agenda:
 - The **Figure of Christ** meditation, given by clergy
 - The **Study** Rollo, given by a lay person
 - The **Sacred Moments of Grace** Rollo given by clergy, followed by Holy Communion
 - The **Action** Rollo, given by a lay person
 - The **Obstacles to Grace** Rollo, given by clergy
 - The **Leaders Rollo**, given by a lay person
 15. That Chapel visits by each table occur the afternoon of the second day.
 16. That the third day of the Weekend will have the following agenda:
 - **Christ's Message to the Pescadores** meditation given by clergy
 - The **Environments** Rollo, given by a lay person
 - The **Life in Grace** Rollo, given by clergy
 - The **Christian Community In Action** Rollo, given by a lay person
 - The **Reunion Groups** Rollo, given by a lay person
 - The **Living The Fourth Day** Rollo, given by a lay person
 - The Apostolic Hour
 - The Closing
 17. That chapel visits by each table occur the third day, preferably in the morning.
 18. That table discussions follow each Rollo **except** the Fourth Day.
 19. That all Rollos and meditations follow the dynamics and outlines authorized by TRES DIAS.
 20. That the team and Candidates have the opportunity to celebrate Holy Communion each full day of the Weekend.
 21. That a diversity of environments and viewpoints must be attempted in planning the Weekend itself and in forming the tables.
 22. That the freedom of self-determination of each candidate be respected.
 23. That the lay Rollos be informal talks of a witnessing or sharing nature.
 24. That a friendly, creative Christian environment must be developed and fostered during the TRES DIAS weekend, as opposed to a coercive or manipulative environment.
 25. That the schedule allow time for informal personal contact among the team and Candidates.
 26. That the Closing be as well prepared as other activities of the Weekend.
 27. The sponsoring Secretariat encourages the community to participate in the weekend through spiritual and service Palanca.
- ### 3.3 The Essentials of the Fourth Day Phase
- The Pre-Weekend and Weekend phases are only a prelude to each individual's Fourth Day.
1. Reunion Groups
 - a. That local Secretariat encourages Pescadores to participate in Reunion Groups.
 - b. That local Secretariat utilizes the form of Reunion Group known as the "Working Reunion Group" to carry out the activities of the Tres Dias Movement.
 2. Secuelas

- a. That local Secretariat sponsor regularly scheduled Secuelas; preferably at least once each month.
- b. That each Secuela include an opportunity for Pescadores to participate in the form of Reunion Group known as the "Floating Reunion Group."
- c. That each Secuela includes a "Fourth Day Talk".

4.0 The Essentials of the Local Secretariat Organization

The function of the local Secretariat is to conduct an effective program in accordance with the Tres Dias Method. Each local Secretariat must have a document, approved by its membership, describing its structure and operating procedures. The members of a local Secretariat must have completed a TRES Dias weekend or a similar experience recognized by Tres Dias. All Pescadores of the TRES DIAS community whom the local Secretariat claims to represent must be eligible to serve as voting members and officers of the secretariat, providing they agree to meet, uphold and follow the qualifications as outlined in the local community's Constitution and By-laws. The local Secretariat have a plan for the periodic election of new members. The local Secretariat must be the sole sponsor of a Tres Dias Weekend held in its community. Each local Secretariat must sponsor at least two (2) TRES DIAS Weekends each year. For the purposes of chartering, this requirement may be waived by TRES DIAS.

¹ Although the three-days are referred to as "The Weekend" the three days of the "Tres Dias Weekend" need not include Saturday and/or Sunday. The "TRES DIAS Weekend" may be held on any three consecutive days of the week.

² Adapted from TRES DIAS, NOTES ON METHOD, STRUCTURE AND DYNAMIC March 1974.

THE ESSENTIALS OF TRES DIAS

RATIFIED: JULY 1980, POUGHKEEPSIE, NEW YORK

REVISED: OCTOBER 1984; JANUARY 1986; JANUARY 1993; OCTOBER 1994, JULY 1996, JULY 2005, JULY 2012

© COPYRIGHT 2012 BY TRES DIAS, INC.

Tres Dias of Southeast Tennessee Professor Debriefing Form

Weekend # _____ (Men _____ Women _____)

_____ Professor Name _____

What was your overall impression of the weekend and team meetings?

Please list any areas that, in your opinion, need improvement.

Please describe any elements of the weekend that you feel were new or particularly successful.

Did you have any problems with any particular team members? (Please elaborate on the problem)

Please describe any outstanding efforts or actions by team members in your area.

Describe anything that could be done to help professors on future weekends.


Please provide any other comments you may have.

Please return this form to the Assistant Head Cha at the end of the weekend; your duty is not complete until this form is turned in.

TRES DIAS OF SOUTHEAST TENNESSEE

REUNION GROUPS PROFESSOR TEAM BOOK

Welcome to Christ's team. Whether this is your first team experience or one of many, it is the prayer of this community that it will assist you in developing a closer walk with our Lord and Savior, Jesus Christ.



ABOUT THIS BOOK

1. This book is used by men and women
 - Male pronouns (he, him his, etc.) are a convention of convenience and are understood to mean both male and female.
2. This book is intended to HELP
 - Please forgive its failings
 - Please help improve it by emailing your suggestions to your respective Leader's Person
3. This material is based on the Tres Dias International "Tres Dias Team Guide for Team Members" copyrighted 2005 by Tres Dias, Incorporated.
4. Please complete the Professor Debriefing Form at the end of this book and give it to the Assistant Head Cha at the completion of the weekend.

De Colores,
Your TDSETN Secretariat

TABLE OF CONTENTS

SECTION ONE

Professor Training Notes	Page 3
--------------------------	--------

SECTION TWO

Purpose of the Rollo	Page 6
Outline of the Rollo	Page 7
Commentary on the Rollo	Page 8

SECTION THREE

What is a Table Leader	Page 13
Brief Overview of All Rollos	Page 14
Planning/Preparing/Giving a Rollo	Page 15
Service Cards	Page 19

SECTION FOUR

The Relationship of the Talks	Page 20
Team Building	Page 26

SECTION FIVE

Tres Dias Essentials	Page 28
----------------------	---------

Professor Training – Speaking and Silent

Topics Covered:

1. **What is a professor?**
2. **What are the duties and responsibilities?**
3. **How shall a professor act?**
4. **What problems may I encounter? What are some techniques for handling these problems?**
5. **What are some common mistakes to be aware of?**
6. **What is a commitment/service card?**
7. **Writing a Rollo or talk.**

1. What is a professor?

- Another name for professor is table leader. You lead and guide the candidates through the material presented over the three days. This is a leadership position.
- There are two (2) professors at each table, one (1) experienced (dominant) and one (1) inexperienced. Six (6) of the 12 professors are experienced, i.e. they have served as a professor previously.
- Either position can be speaking or silent. There are nine (9) speaking professors and three (3) silent professors. You are there to share your wisdom and your relationship with Christ to others.

2. What are the duties and responsibilities?

- The primary duty of a professor is to be a servant and to love.
- The name “silent” professor can be misleading. The duties and responsibilities are the same at the table whether you are giving a Rollo or not.
- Pray for the team, candidates and your table.
- Study the structure of Tres Dias, and learn the key points of all the Rollos so you may easily lead and guide your table through the material.
- Study commitment/service card explanations in professor book in preparation to direct your table.

3. How shall a professor act?

- The key is to be a good example. You must set a good example for the candidates to follow. You will be a demonstration of obedience.
- Be the first to answer the bell and be on time in the Rollo room, chapel and meals.
- Take notes for all the talks. Do not stop taking notes even after being revealed.
- Be a good listener, only talk when necessary. If no one starts a discussion, then ask a question on the subject to the table in general, or to a specific candidate. Ask something that requires more than a “yes” or “no” answer.
- Your job is not to make the candidates “get it”, but to demonstrate the love and grace of God to them.
- Silent professors do not remain silent. This can be a distraction to the table throughout the weekend.
- Make sure that both professors do not leave the table at the same time. This will help keep discussions on track.

- **Be yourself.** God chose you because of who you are: your personality and experiences. Be the same before you are revealed as you are after you are revealed. Remember your intent is to share and instill love and trust in the candidates, not to deceive.
- **Be honest and truthful.** Answer all questions when asked, however, don't volunteer too much information. Once revealed, there is a tendency to focus on you and look to you for all the answers. This defeats the purpose of table discussions. In this case, try to answer their questions with a question.
- If you need to talk to the Rector or teammates, please don't whisper or make it appear that you are trying to hide something, or keep something from the table.
- First day at the table may be the hardest because you don't know how your table will react. Even though you may not know it, you are being watched by the candidates, and are a direct influence on their attitude and receptiveness. Again set a good example.
- Second day there is usually more sharing, however, be prepared that you might have to share personally first. Make every effort to keep the discussion on the subject. Again, be a good listener and show concern.
- Third day it is again important to keep table discussions on the subject. This is also a good time to clear up and emphasize any points from the weekend that need to be revisited.

4. **What problems may I encounter? What are some techniques for handling these problems?**

- You may have some that like to talk too much. You may slow them down by asking a difficult question. It is best to listen at first, then, when you get a chance, thank them and ask the table what they think.
- You may have some that don't talk much. They may be timid, insecure or just taking it all in. Don't pressure these people into speaking. Try to draw them in to feeling like part of the group by asking them "yes" or "no" questions and then express your agreement with them.
- You may have some that are aggressive or argumentative. Don't let them upset you or the table. Try to find some value in what they say and emphasize this and move on. Asking questions is the suggested method of directing the table.
- Sometimes there may be a role reversal in the candidates as the weekend progresses. The quiet ones will talk and the talkative ones will be quiet.

5. **What are some common mistakes to be aware of?**

- You may talk too much at your table.
- Not listening can lead to not being aware of what is happening at your table, or on the weekend.
- Get the names of your table right and pronounce them right. This can mean a lot.
- Do not try to do excessive amounts of palanca on the weekend – complete it before you leave home.
- Never bring up negatives and always accentuate the positive.
- Never lie to or deceive anyone. Answer all questions when asked, however don't volunteer too much information.

6. **What is a commitment/service card?**

- This card is to assist you in continuing to grow in Christ.
- Further explanation is in your professor book and in team section meetings. Please study.
- Emphasize at your table that these are only guidelines. These cards are by no means Tres Dias “rules” that have to be followed.
- Please recommend to the candidates to be realistic in their times as they make commitments. It may be helpful to have your own card on the weekend, and share your own personal experiences.

7. **Writing a Rollo or talk.**

- Spend time in prayer before writing the first word. God already has the talk for you if you are prepared to listen to Him.
- Read the outline and the summary carefully.
- The “write-downs” to be included in the talk are the actual outline. Do not omit or change any part of the outline. All points must be covered.
- It is **not** recommended that you read talks previously given on a weekend. Your talk should be unique to this weekend. You may use parts of the outline summary in your Rollo if you want to.
- The talk must not exceed the time limit of 30 minutes – including your song. Piety time limit is 45 minutes.
- The outline is only the skeleton. Include personal sharing that emphasizes the talk you are giving. (If your sharing is primarily on action, but your talk is on study, it is not relevant) Ask God what He wants you to share.
- If the talk includes something about another person, (including your spouse or ex-spouse) please ask that person’s permission to share. If they say no, then do not include it in your talk. God will honor your obedience.
- Have your talk completed to turn into the Rector at least one week prior to the first team meeting or the date requested by the Rector. You should email your talk to the rector by that date. The rector will forward your talk to the Backup Rector and the Secretariat Leaders Person to review. The Rector will assign you a practice talk date at the team meetings. The team will hear and critique all the Rollos that will be presented on the weekend. The Rector will give you feedback from your practice talk.
- Do not change your talk after approval from the Rector. Do not change your talk on the weekend without approval of the Rector.
- As you read over your completed talk, ask yourself if it gives the listener the vision of the talk as presented in the outline summary.
- Become very familiar with your talk – practice.
- Write out everything you plan on saying.
- It is suggested that you do not bind or staple the pages, but simply slide the pages over on the podium. Be sure to number the pages.

REUNION GROUPS

PURPOSE AND SITUATION OF THE ROLLO

This is the fourth rollo of the third and last day of the Tres Dias. It follows the **Christian Community in Action** rollo and continues the process of preparing the candidates for faithful living during the Fourth Day. Inasmuch as the **Living the Fourth Day** rollo has not yet been given (it is next), the rollista should avoid the term “Fourth Day”; leave that to the next speaker.

The **Life in Grace** rollo explains some of the ways to develop a personal relationship with Christ through Bible study, prayer, and frequent participation in worship. This rollo offers reunion groups as an additional means of enhancing a personal relationship with Christ.

The rollista should begin the rollo with a brief review of the names of the previous thirteen rollos, and no more than a one or two sentence comment on each.

The rollo explains the purpose and function of reunion groups and shares some personal experiences of small group life. A major thrust of the Tres Dias Weekend is to encourage the participation in small groups. In fact, the core teaching of the “Fourth Day Movement” (started by Cursillo de Cristiandad; translated: short course in Christianity) is involvement in reunion groups.

Although the Secuela is introduced and explained in this rollo, the emphasis should be on **Reunion Groups** and the need to belong to one.

It is essential that the **Reunion Groups** rollo be given by someone who is currently in a reunion group. Following the table discussion on the rollo, time should be provided to focus on the question: “When on this Weekend did you experience your closest moment to Christ?”

Time objective: Should not exceed 20 minutes.

REUNION GROUPS

OUTLINE

- I. INTRODUCTION**
 - A. Brief summary of Rollos**
 - B. Definition**
- II. THE PURPOSE OF REUNION GROUPS**
 - A. Explore and grow in piety, study, and action**
 - B. Share in one another's joys and burdens**
 - C. Encourage and exhort one another**
- III. ELEMENTS OF A SUCCESSFUL REUNION GROUP**
 - A. Regular time and place**
 - B. Safe place to share**
 - C. Quality Christian content**
- IV. TYPES OF REUNION GROUPS**
- V. THE SECUELA**
- VI. CONCLUSION**
 - Be in a reunion group!!!**

REUNION GROUPS

COMMENTARY ON THE OUTLINE

(This material is intended as a study aid for the Rollista. It is **not** intended to be the rollo.)

I. INTRODUCTION

The rollista might begin this rollo by acknowledging that the Weekend is fast coming to a close. Those on the Weekend have been encouraged, beginning with the morning meditation, to be in contact with Jesus and other Christians. The Life in **Grace** rollo stressed the companionship of Jesus; this rollo should stress companionship with other Christians. Present a brief recap of the Weekend rollos to date.

A. Brief summary of the rollos. Day one began with a discussion of humans, the highest form of creation, naturally having **Ideals** in their lives. Next, the spiritual director introduced the free, unmerited and unconditional **Grace** offered to us by God. God's actions of grace were discussed and the rollista encouraged that God's grace invites a personal response. During the **Church** rollo, it was explained that the church is the primary instrument God has chosen through which to freely offer His grace and to continue the works of Jesus. In the Holy Spirit rollo, the work and gifts of the Spirit were explained and it was discussed that among other work of the Holy Spirit is that He is the power giver, without which the church could do nothing. Finally, during the last rollo on day one, **Piety**, it was made abundantly clear, that for the Christian, there is but one **Ideal** - - and that ideal is to turn one's life totally and completely over to God --- becoming more and more Christ-like.

Day two began with the **Study** rollo, where reasons were given to study as a way to strengthen our **Piety**; it was emphasized that the most important study aid was God's word itself, as given to us in The Holy Bible. Next, the **Sacred Moments of Grace** rollo presented many of the ways God has chosen to come to His people during various times in the life and worship of the individual and the church. During the **Action** rollo, we learned that ministry, service, and evangelism were the goals of Christian action; the concept of ***"Make a friend, Be a Friend and Bring that Friend to Christ"*** was a key element in achieving that goal. The **Obstacles to Grace** rollo spoke about Satan, sin, the world, and our flesh, and discussed how we can overcome these obstacles using the tools God has provided to us. We were reminded that Jesus has already overcome all obstacles through His death and resurrection. In the **Leaders** rollo, we learned that we are all Christian leaders if we have received Jesus Christ as Lord and Savior; further, that we lead by serving. The qualities of a Christian leader were explained.

Finally, today, the **Environments** rollo explained what our environments are and how to prepare ourselves to transform our environments for Christ. In the **Life in Grace** rollo, we learned that a life in grace continues to grow when a

person is diligent in piety, study and action. The importance of prayer was stressed as well. During the **Christian Community in Action** rollo, it was explained that the Christian community nurtures and equips its members for works and witness to the world. We heard several examples of Christian communities in action.

- B. Definition:** A reunion group (sometimes referred to as a small group or sharing group) is a group of brothers and/or sisters in Christ which meets together on a regular basis as a continuing celebration of the Weekend.

Usually two or more people, preferably not more than eight or ten, who meet regularly to explore and grow in their piety, study, and action.

II. THE PURPOSE OF REUNION GROUPS

- A. Explore and grow in piety, study, and action.** Use the Reunion card to explain that it is a time for members to share what has been happening in their lives since the last meeting, especially as it relates to their:

Piety ---How their spiritual life is nourished through prayer and worship. A question such as, "When did you feel closest to Christ since the last meeting?" could be asked.

Study ---What did they learn from Scripture and other Christian literature and what did they read or experience that taught them something about Christ, others, and themselves?

Action ---In what ways did they try to make Christ more visible in their environments: home, work, neighborhood, and congregation?

- B. Share in one another's joys and burdens.** A component of a Reunion Group is to share in one another's joys and burdens (sorrows). As the people get to know each other better, they will naturally want to share with those they have learned to trust, some of the good things which are happening to them, their families, and other loved ones. Prayers of thanksgiving and celebration are appropriate and encouraged. There will also be times when things are not going well. It is at these times when a person will need to share what his/her concerns are; they may request prayer. There may be opportunities where members of the Reunion Group can assist in meeting other needs.

- C. Encourage and exhort one another.** At various times in a person's life, he/she may be in a period of spiritual dryness or may have wandered off the path of directing their life totally to God. It is during such times that the encouragement and exhortation of other members of the group are necessary (Hebrews 10:24.) On some occasions, there may be a call to accountability. At other times, it is an acknowledgement that the person is loved unconditionally by God and by others in the group. Discernment of the group is necessary to determine what is needed.

III. ELEMENTS OF A SUCCESSFUL REUNION GROUP

- A. Regular time and place.** If a Reunion Group is to be successful, it is important that it have a pre-planned schedule and place to meet. Various locations are appropriate such as home, church, restaurant, etc. A very important aspect of a Reunion Group is agreement on the place and time. When the group grows large, it is best to birth
- B. Safe place to share.** It is important that the location be a comfortable place to share. Further, there needs to be an understanding and agreement among the members of the Reunion Group that they can trust their sharing is kept confidential. Even within the Reunion Group, it is important that once the meeting time is over, the members do not gossip among themselves about what was shared. The only sharing which might go on outside the Reunion Group would be ways in which the other members of the group might assist someone in need.
- C. Quality Christian content.** Meetings of the Reunion Group must contain quality Christian content. Along with the sharing of piety, study, and action, it may be appropriate that there be some time devoted to prayer and the study of the Bible or other Christian literature.

IV. TYPES OF REUNION GROUPS

There are many types of Reunion Groups. Any combination of circumstances is appropriate so long as it is what the participants want (i.e., men, women, men and women, couples, singles, etc.) More than likely, people coming together with quite a few similar interests are more apt to stay together as a group for a longer period of time. Inasmuch as Tres Dias is an interdenominational organization, it would seem appropriate for the Reunion Groups to also include people from the various Christian denominations and/or congregations. However, this is certainly not a requirement.

A Reunion Group may decide to be an open group. If so, it is appropriate that members of the group invite others who have not yet made a Tres Dias Weekend. It is in these Reunion Groups where individuals can be taught, ministered to, and encouraged. This was the original concept of the founders of this movement.

V. THE SECUELA

Another important activity in the life of a pescadore is called the Secuela. The word Secuela is a Spanish word which means “sequel” in English. It suggests a result, consequence, or subsequent development. The purpose of a Secuela is to gather together as a Christian community to reinforce, support, and encourage the experience of the three days. It also provides an opportunity for the formation of Reunion Groups. Secuelas are usually held monthly. They are open to the entire Tres Dias community. In some communities, persons are invited to attend the Secuelas who have not yet attended a Tres Dias Weekend. They can experience some of the love and caring provided by a Christian community prior to their going on a Weekend. Secuelas frequently are scheduled at various churches in the community. The rollista should indicate the benefits he/she has received from regular attendance at Secuelas. It is a good idea for the rollista to mention where and when the next Secuela will take place.

VI. CONCLUSION

- **Be in a reunion group!!!** The most important item for the rollista to stress regarding this rollo is that starting or joining a Reunion Group is highly recommended for their continued Christian growth and accountability. Finding the right Reunion Group is important. Being in a Reunion Group helps strengthen a personal relationship with Christ. The intimacy of a small group is an essential part of Christian living. Also, encourage them to frequently attend Secuelas to receive and give support and encouragement to one another.

Note to the rollista: *There is far more subject matter in this “**Commentary...**” than is required to meet the time objective of the rollo. While it is necessary to speak very briefly on each item listed in the outline, be careful to select for expansion. only those items for which you have something significant to contribute - - usually through personal experience. Remember, the more important part of the Weekend will occur during table discussions than what participants will learn or remember from hearing the rollo. The rollo is meant more to spark ideas for the table discussions than it is meant to be instructive.*

Time Objective: Should not exceed 20 minutes

REUNION GROUPS

BIBLE REFERENCES

(These Bible references are included here to help the rollista understand some of the biblical background of the rollo. The list is neither complete nor is it intended to become part of the rollo. Read the references and listen for the Word of God.)

John	13:35	All men will know that you are My disciples, if you love one another
Romans	12:3	Do not think of yourself more highly than you ought
	12:5	In Christ we who are many form one body, each member belongs to all the others
	12:9-13	Love must be sincere
	13:8, 9	The continuing debt to love one another
I Cor.	12:12-31	Christ is like a single body
Galatians	5:13b	Serve one another in love
	6:2-5	Carry each other's burdens
	6:10	Do good to all people, especially to those who belong to the family of believer's
Eph.	4:2, 3	Be patient, bearing with one another in love
	5:21	Submit to one another out of reverence for Christ
Phil.	2:1-11	Look out for one another's interests; have an attitude the same as Jesus
Col.	3:12-17	Teach and admonish one another
I Thes.	5:8	Let us be self-controlled, putting on faith and love
Hebrews	10:24, 25	Let us not give up meeting together
James	5: 13-18	Confess your sins to one another and pray for each other
	5:19	If one of you should wonder from the truth and someone should bring him back...
I Peter	2:17	Show proper respect to everyone
	3:8	Live in harmony with one another; be sympathetic, love as brothers, be compassionate and humble

What is a Table Leader?

Those team members who sit at the tables are called table leaders. Some of them may also give rollos (rollistas). (In some communities, table leaders are referred to as “professors” and “silent professors”).

During the team meetings, the table leaders, especially those who are not giving rollos, have a great opportunity to observe the unity and wholeness of the team as it develops. The rector is managing the Weekend; the auxiliaries (Chas) are supporting the physical needs of the team meeting and planning to meet the needs of those who will be attending the Weekend; the rollistas are concentrating on their rollos. Consequently, the table leaders are the ones who are free of other responsibilities and who frequently can supply the insight and support which can help bring the team together as one body, in unity of purpose, under Christ.

During team meetings, while every team member is important to the critiquing process, table leaders (and ex-rectors or others who have previously given a certain rollo) are especially key in the important task of rollo critiquing. They are ideally placed to focus on the rollo outlines and the flow of the Weekend. During the Weekend, knowing the content of the rollo, they should use that knowledge to aid in the table discussion.

Once the Weekend begins, the task of the table leader is to unite those at the table to which they have been assigned. Table leaders need to be especially available to the candidates assigned to their tables. The candidates at the table, the Weekend’s little Reunion Group, are the object of the table leaders’ special attention and affection.

During the Weekend, the most important interaction occurs at the tables. This is the first time many of the candidates will have had experience in a small reunion group. In this group, they often learn to share openly and honestly about their lives. It is also where they frequently laugh, cry and pray together and develop a trust relationship which often lasts long after the Weekend has ended.

Brief Overview of the Rollos

The IDEALS rollo is designed to start us thinking about the purpose and plan for our lives. It encourages us to set goals that are lofty and attainable. That our lives change and so do our ideals.

The GRACE rollo shows us that God can enable us by His grace to overcome all our fears about failures and achieve any God given ideals.

The CHURCH rollo shows how we each need to be an active part in our church; to fulfill our roll in the body of Christ.

The HOLY SPIRIT rollo begins to show us just how much Jesus loves us and that through the power of the Holy Spirit we can become more than we are.

The PIETY rollo begins to open our hearts to a new perspective of our life...directing it entirely, on purpose, to God and His kingdom work.

The STUDY rollo shows us the importance of knowing God's word in order to live a life of piety. How can we live in victory if we don't have the weapons to fight the good fight? This talk should make us see the beauty and value of knowing God through His Word.

The SACRED MOMENTS OF GRACE rollo takes us to the foot of the cross to see just how much Jesus loves us and the high value He places on each of us. This is the time for self examination to make sure we have a salvation relationship with Christ.

The ACTION rollo challenges us to take our faith and our hope out into the world around us. Not just to be laymen in the church but everywhere we are. To show us that action does not have to be big things, but a life lived to God's glory.

The OBSTACLES TO GRACE rollo shows us the truth about the struggle involved in our daily walk of piety, study and action. The enemy will not leave us alone if we are determined to follow Christ.

The LEADERS rollo calls us to a higher level of thinking...that we are actually to be leaders. Not just someone who takes action but someone who leads others to take action. We can do all things through Christ.

The ENVIRONMENTS rollo then reminds us that we will be going home, back into our own unique environment. God has placed us there to be Jesus with skin on to our little world...home, work, play, church and community.

The LIFE IN GRACE tells us more about walking out the truths we have learned during the weekend. It can all be done.

The CCIA (CHRISTIAN COMMUNITY IN ACTION) rollo reminds us that we are not lone rangers. There are many Christian communities that we belong to...church, Tres Dias, bible study, Sunday school, young life....and a group effort can make an immeasurable difference.

The REUNION GROUPS rollo offers reunion groups as an additional means of enhancing a personal relationship with Christ.

The LIVING IN THE FOURTH DAY rollo gives new information regarding tools to help the new Pescadores in their new life journey...reunion groups, Secuelas, working weekends. It also cautions them about returning to their environments with a "know it all attitude." It gives them direction in beginning their fourth day.

HOW TO PLAN, PREPARE, AND GIVE A ROLLO

On a Tres Dias Weekend, a rollo should be a concise, well prepared and critiqued talk containing a balance of teaching and witness. As a rollista, your goal is to strive for brevity and balance in your rollo. The rector for the Weekend, and others in the community who are involved in team selection, see this potential in you.

You are urged to study this section with even more diligence because each Weekend is new and different.

BEFORE YOU START

1. Pray! Prayer will focus your heart and mind upon the task God has established for you in the context of this Tres Dias Weekend. Ask yourself “Why has God chosen me for this talk?”
2. Read carefully, the section on the *“Relationship of the Talks.”* If you are assigned to present the *“Ideals”* Rollo, don’t write it in such a fashion that it has any heartrending witness, as might the *“Piety”* Rollo.
3. Before you begin to prepare your Rollo, read the sections that deal with the *“Purpose and Situation”*, *“The Outline”*, and *“The Commentary on the Outline”* for your own rollo.
4. Read the Scriptures indicated in the *“Bible References”* section for the rollo. These are included to stimulate your understanding of the Christian teaching embodied in the rollo. They need not become part of the rollo, though they may be used as you deem appropriate for the rollo.
5. Ask your rector the following questions.
 - Will I be assigned a mentor to assist me with the writing of the rollo? (frequently done for a first-time rollista)
 - Should I show a written draft of the rollo to you or to a mentor you will assign to me before it is presented for critiquing by the entire team? (Frequently done for a first-time rollista)
 - At which team meeting is the rollo to be critiqued by the entire team?
 - Are there other responsibilities in addition to preparing and delivering the rollo? (e.g., any suggested table discussion questions, references for a Weekend book list, which might be required if the *“Study”* Rollo is the one being assigned, etc.)

If you have taken the suggestions presented in the above paragraphs seriously, you may feel overwhelmed. You may want to say far more than could possibly fit within the time constraints of the rollo. The *“Commentary on the Outline”* often includes much more ideas and material than can be used in the rollo; also, the material in the *“Commentary...”* is **not** to be used and presented verbatim. While you may use the ideas, the words should be your own. Remember that many others have done this rollo before you. So, count this abundance as a blessing and thank God for it. Prayerfully select the choicest fruits from the harvest before you. Remember, **the outline is just a skeleton.** The sinews, flesh, skin and blood needs to be put there by you. However, the Holy Spirit will breathe life into the rollo (Ezekiel 37), if you will only surrender to Jesus and ask for His assistance as you step to the podium to present the talk.

THE FIRST DRAFT

Some rollistas may have difficulty producing the first draft of their rollo. While there are many good books on the subject, a highly recommended approach is to quickly capture your own first thoughts. Let your ideas flow; get something down on paper (or on the computer). At this juncture, it is not important to have everything in the proper order. Look at the *Outline* and select a point; begin to capture and record those thoughts. Forget, at least for the moment, about grammar, punctuation and formatting; those details can be done later.

Since you are required to include the topics listed in the rollo “*Outline*” in this *Guide*, start preparing your rollo from that outline. Use examples from your own experience and heritage to expand the basic outline. The candidates need to hear about the real you in the rollo. If you have any concerns or problem with the required material, speak with the rector. The rector will either answer your concerns/questions or refer you to someone who can assist you.

If the rollo is to contain your personal testimony, include it in the outline. Many first-time rollistas have never before witnessed to the power of Christ in their lives. They may have difficulty including a personal testimony appropriate to the subject of the rollo or, they may have difficulty keeping the rollo within reasonable time limits. Remember that the candidates may also find personal testimony just as difficult to listen to as it is for you to speak it; so be sensitive to them when you prepare your rollo. Furthermore, delivering a rollo is not a time to preach on some current heated political or religious subject which you may have on your heart. That is not to say such a subject is not important to you or to Christ’s church; however, a Tres Dias Weekend is not the place to preach on this type of subject. Any discussion of current controversial issues, if brought up at all, should be a small part of your rollo and should flow naturally as a part of your personal witness. Neither should any such issues be presented in a way which would be judgmental; that is up to God.

DELIVERY

While some persons may prefer to speak from an outline and others prefer to speak from a script, on a Tres Dias Weekend, **the rollo be must be written out.** This will be most helpful in keeping to the appropriate time allowed for the rollo; furthermore, having a script is essential during the critiquing process. If someone wants to comment on something you said, it is almost impossible to refer you to that point if the rollo is not written out. Nevertheless, you will want to make two basic decisions regarding delivery; they are:

- Shall you write out the rollo and read it (being careful not to deliver it in a dull, monotonous tone); or
- Shall you write out the rollo and memorize it, referring to the pre-written script only when needed, if you forget where you are in the rollo.

If you plan to quote from books or other resources during your rollo, you need to decide (possibly in conjunction with the rector), how they are to be handled. They may be read from the source, copied into the text of the rollo and read from there, paraphrased, or

shown on some type of visual aid, such as a projection system. The important thing about references is that they should be appropriate to the rollo; candidates must be able to tell when you are beginning and ending a quotation. Furthermore, quotations should not be too long. Remember that it is your rollo; it doesn't belong to the writer of some book from which you are quoting.

In Southeast Tennessee use the concept of "write-downs" to help the candidates remember important points within the rollo. Consider the outline point itself as the write down. If you do want to amplify the point, it should be brief.

We now use PowerPoint to project visuals containing the rollo outline. The important factor is that the points listed be the ones which you want emphasized for the team and candidates to record in their notes and to be used during the rollo discussion time.

THE CRITIQUE

At some point before the Weekend, you will be asked to present your completed rollo to be critiqued by the entire team. Lay members and spiritual directors alike need to have their rollo's critiqued by the entire team. There are several important reasons for this review:

- It provides the team with an opportunity to affirm you and your role on the Weekend;
- It provides a way of assuring that your rollo supports the Tres Dias method and the Weekend;
- It provides a target date for the completion of the rollo;
- It allows the rollistas whose rollo comes before you in the Weekend schedule to know what you will be saying, and for the rollistas who follow you to hear and build upon what you said;
- It helps to assure that one rollista will not contradict another;
- It permits the rector to time the rollo and assure that it is the proper length;
- It permits candor and openness within the team, thus, building community;
- It demonstrates that neither clergy nor lay team members are elevated to a higher level and helps to assure that their rollos are compatible with each others; and,
- Finally, because the fifteen segments are just part of one message, they must fit together naturally, like the pieces of a puzzle. What the candidates should see is a beautiful tapestry consisting of fifteen rollos and five meditations woven together with scarlet thread. This can only be accomplished if all of the rollos are critiqued by the entire team.

If some changes are recommended, carefully consider them, particularly if suggested by multiple sources. If the rector asks you to make changes, prayerfully consider them, if necessary, discuss them with the rector and revise your rollo as necessary. If as a result of the critique, your rollo changes, it IS IMPERATIVE you show the rector your revised rollo! The rector will undoubtedly want to have a copy of this revised rollo. The changes will probably cause no problem for the rector; but they may affect references to it in subsequent rollos. In rare cases, the rollo may need to be critiqued again by the team. However, that is unlikely if you have a mentor who is assisting you with the rollo.

Your rollo has been critiqued and the world hasn't collapsed around you. In fact, you have likely been drawn closer to your fellow team members because you have made yourself vulnerable when delivering your rollo - - - and others have made themselves vulnerable by critiquing it in love. Set the rollo aside for a time. Pray about it. Make the changes you and the rector (if he/she has so indicated) have decided to make. Then, several days before the Weekend, re-read it several times. If possible, practice giving it in front of a mirror so you can see yourself and any hand motions or other visual aids you may use. Frequent smiles are good; not only now, but especially during the Weekend when presenting the rollo.

Time yourself to make certain you are within the time constraints allowed for the rollo (especially if you are giving write-downs and must allow time for the team and candidates to write them). It almost always takes longer to present the rollo on the Weekend than it does during your practice sessions. If necessary, cut the content to be within the allowed time. Produce a final draft that is easy for you to read and speak from on the Weekend. If your community uses visual aids (such as projection of the outline, etc.), provide a copy of the rollo, along with appropriate visuals, to the person who will be the projectionist. Give a copy to the rector. Now, you can relax!




THE TRES DIAS WEEKEND

During the Weekend, allow God to work through your rollo (the instrument He has helped you prepare). It has been honed and refined through prayer, meditation, sharing and critiquing. Your greatest temptation will be to tamper with it since you may believe you can make it even better. Perhaps you can; but it is recommended you do not alter it much more. Through the grace of God, what you have will be usable and will undoubtedly speak to many candidates --- and most likely to many team members on the Weekend as well. They will hear it in grace; God will use it to bless them.

If you have time before you are to present the rollo, read through it one more time so the thoughts are fresh in your mind. Now is not the time to make any more changes. Present what you have, trusting that the Lord has helped you write it. Be in prayer and ask another member of the team to pray with you before delivery of the rollo on the Weekend. The Lord will certainly bless you and those who hear the rollo.

Remember to smile frequently, as though indicating you are actually enjoying standing there in front of the candidates and team, sharing what God has given you. He will provide you with the strength to get through it. When you have completed your presentation, you will actually feel quite good about what you and the Lord accomplished together!

The Service Card/Growth Guide

ORDER OF REUNION	ACTION	
<p>Come Holy Spirit, fill the hearts of your faithful and kindle them in the fire of your love.</p> <p>Send forth Your Spirit and they shall be created.</p> <p>Response: And You shall renew the face of the earth.</p> <p>Let us pray; O God, Who by the light of the Holy Spirit instructs the hearts of the faithful, grant that by the same Holy Spirit we may be truly wise and ever enjoy His consolations.</p> <p>Through Christ our Lord, Amen.</p> <p>Our Father . . . Glory Be . . .</p>	<p>4. What discipleship success did the Lord accomplish through you:</p> <p>in your family</p> <p>in your work</p> <p>in your environment?</p> <p>5. With what failure have you been tested</p> <p>in your family</p> <p>in our work</p> <p>in your environment?</p> <p>6. How did you fulfill last week's plan?</p> <p>What are you planning for next week?</p> <p>7. Activities of the group?</p> <p>8. A prayer for those who have not fulfilled their commitments.</p> <p>(If one of the members of the group is missing, say a prayer for him.)</p>	
<p>PIETY</p> <p>1. With what spiritual aids have you nourished your vital union with Christ this week?</p> <p>2. What was the moment in which you felt closest to Christ?</p>	<p>PRAYER OF THANKSGIVING</p> <p>We give thanks, Almighty, God for all the benefits You have given us. You Who live and reign forever and ever.</p> <p>Amen.</p>	<p>Name: </p> <p>Table: </p>
<p>STUDY</p> <p>3. What have you done to understand better the gift of God?</p>		

YOUR PIETY	YOUR STUDY	YOUR ACTION
<p><i>"Without Me you can do nothing."</i></p> <p>Morning Offering</p> <p>Personal Prayer Period</p> <p>Worship</p> <p>Communion</p> <p>Helping Another</p> <p>Altar Visits</p> <p>Examination of Conscience</p> <p>Spiritual Direction</p> <p>Always consult with your</p>	<p><i>"If you only understood the gift of God! . . ."</i></p> <p>Bible Reading</p> <p>Reading books of formation, following the advice of your pastor</p> <p>Don't be satisfied with reading good book; read the best.</p> <p>Heavenly Father about your piety,</p>	<p><i>"I will make you fishers of men."</i></p> <p>What have you done during the week to extend the kingdom of God. . .</p> <p>In your family</p> <p>In your profession</p> <p>In your environment</p> <p>In your church</p> <p>In your group</p> <p>In your sequela</p> <p>your study, and your action.</p>

THE RELATIONSHIP OF THE TALKS

The relationship of the talks given on a Tres Dias is both important and unique. To a large degree, the talks present the message and form the character of the Weekend. Given by persons from various denominations and congregations, they also help to give an ecumenical flavor to a Tres Dias Weekend. Most important, the talks help stir in one's mind, questions to ponder during table discussions and often, even into their Fourth Day.

There are three types of talks presented during a Tres Dias:

Five clergy meditations:

KNOW YOURSELF
THE PRODIGAL SON
THE THREE GLANCES OF CHRIST
THE FIGURE OF CHRIST
CHRIST'S MESSAGE TO THE PESCADORE

Five clergy rollos:

GRACE
THE HOLY SPIRIT
SACRED MOMENTS OF GRACE
OBSTACLES TO GRACE
LIFE IN GRACE

Ten lay rollos:

IDEALS
THE CHURCH
PIETY
STUDY
ACTION
LEADERS
ENVIRONMENTS
CHRISTIAN COMMUNITY TN ACTION
REUNION GROUPS
LIVING THE FOURTH DAY

The inter-relationship of these talks is a key to the dynamics of the three days. Their progression prepares the candidates for their Fourth Day. Tres Dias recognizes this importance and prescribes the order and content of the talks in ***"The Tres Dias Essentials"***. These ***"...Essentials,"*** differentiate between the lay and clergy talks. In reality, it is as though there is only one talk given during the Tres Dias, which is divided into twenty segments: some are meditations (5) and some are rollos (15). They build upon each other.

The following observations can be made when studying the relationship of the talks given within the Tres Dias:

- There are an equal number of lay rollos and clergy rollos and meditations;
- On the whole, lay and clergy talks alternate with each other;
- The first talk of each day is a clergy meditation, announcing the theme of the day;
- The last talk of each day is a lay rollo given by a rollista whose life is a witness to the message.

Tres Dias is a cooperative ministry between laity and clergy and shows that this relationship can work on the Weekend and in the Fourth Day. On the first evening, the meditations indicate the direction for the whole Tres Dias experience. Each morning of the three days, a meditation presents the direction for that day.

TALKS ON THE FIRST EVENING

The first evening contains two meditations which are given by clergy. For the candidates, this is a time of transition from a busy world into the Weekend. It is a time for introspection. It is the threshold to the pilgrimage. The theme of the Weekend is announced in the two meditations: **KNOW YOURSELF** and **THE PRODIGAL SON**.

KNOW YOURSELF invites the candidates to take a candid look at themselves. This meditation invites them to “come to themselves” to identify their potential and their limitations.

THE PRODIGAL SON meditation assures the candidates that, just as the father in the parable loves his two sons, God loves each one of us. He comes toward us with open arms to greet us. In fact, He expects us and has a feast ready for us. (As an option on a Women’s Weekend, the Hosea — Gomer story [Hosea 1-3], or the woman taken in adultery [John 8:1-11] maybe used.)

THE TALKS OF THE THREE DAYS

Each day begins with a meditation, given by clergy, which presents the direction of the day. All rollos for the remainder of the day pursue that direction. The final rollo is given by a lay team member who has made the message of that day a personal living testimony of living the Christian faith. This rollista demonstrates that the message is worthy and workable.

THE TALKS OF THE FIRST DAY

The talks of the first day begin the alternating pattern of lay and clergy presentations, starting with the morning meditation, **THE THREE GLANCES OF CHRIST**, given by clergy. This meditation begins the transition from introspection to a proclamation of Christ. Its message is simple. In the Gospels, three people met Jesus during His ministry and each responded to that meeting in a unique way. On this first day of the Tres Dias, Christ is revealed to the candidates.

The first rollo, **IDEALS**, challenges the candidates to think about their own habits and life situations and prepares the way for the rest of the day - - - and even the rest of the Weekend. Because ideals are basic to life and give direction to our very existence, we need to know what they are. The candidates are left to consider the question: "What are my ideals?" They are also told how they might learn the answer (by contemplating the four questions regarding time, talents, treasures and thoughts).

The second rollo is **GRACE**. Grace is the reality which makes the love of God in Jesus Christ tangible and experiential. Grace provides a bridge by which a Christian answer can be given to the questions raised in the **IDEALS** Rollo. It provides a foundation for the rest of the rollos. These rollos clarify for the candidates that God's gracious offer to us in Jesus Christ can be received personally. When the invitation is issued and the heart is receptive, then a life in grace may begin.

The third rollo speaks to **THE CHURCH**, the assembly of men and women, in all times and places, who are awakening to God's grace in Jesus Christ. We are the church, the people of God. The church is Christ's men and women, laity and clergy working in partnership, who respond to the call of God to live together in grace. The mission of the community is to be active in the world for Jesus' sake.

THE HOLY SPIRIT is the fourth rollo. This rollo teaches that God empowers the church to fulfill its mission. The Holy Spirit brings the church into being, provides the gift of faith, and calls individuals into the church. The Holy Spirit lives in the hearts of believers, guiding, comforting, and strengthening those who have received Jesus Christ into their lives. It is The Holy Spirit who provides the gifts for building up the Body of Christ and for telling the world about God's love. **PALANCA** is introduced during or at the conclusion of this rollo.

What are the results of accepting Christ, of freely receiving God's grace and the gift of faith, and of being empowered by God's Spirit in the fellowship of the church? The fifth rollo, **PIETY**, presents an answer. Piety manifests Christian qualities of life which are Christ-likeness, gratitude, freedom, and maturity. It is a life in grace. This rollo aims to awaken in the candidates, a desire to know Christ better, as they submit their weakness to His strength. It should also clearly present answers to the questions raised in the first rollo of the day, **IDEALS**. More specifically, it should make clear that for the Christian, there are not multiple ideals, but one ideal; and that ideal is that a person must focus his/her life totally and completely toward God!

THE TALKS OF THE SECOND DAY

The pattern of talks begun on the first day is continued on the second day: an alternation of talks by clergy and laity. It begins with a morning meditation on **THE FIGURE OF CHRIST** and includes a recitation of Psalms and prayers from the **Pilgrim's Guide**. This meditation opens the theme of conversion for the day: after we meet and accept Christ in faith, how do we obey Him?

The rollos of the second day, starting with the **STUDY** rollo, show the way. The candidates are taught that we can come to know, trust and obey God in Christ through the written and spoken word of the Bible. Other insights preserved in the writings of

Christian men and women throughout the centuries are also available for our study. In addition, certain modern media are mentioned, which assist us in our Christian study. With prayer as our guide, and through the power of the Holy Spirit, these study aids will teach us to not only know Christ, but to know Him better and want to follow Him.

Reading and study, however, are only part of the answer. We also come to know God in Christ through various other methods which **He** has chosen and provided. In Tres Dias, we refer to them as: **SACRED MOMENTS OF GRACE**. These acts and/or events are known in various traditions as Sacraments, Ordinances, Covenants, Church Rites, Means of Grace, and Signs of Grace. In some traditions, they are not even named; nevertheless, most of them are practiced in the various denominations and churches. This clergy rollo presents these *acts o God* as visible signs of God's presence and power and as a means of grace for our journey from our birth to our physical death. A worship service including the celebration of Holy Communion is conducted during or following this rollo.

The **ACTION** rollo states the truth that we learn to know Christ through the loving acts of His people. This rollo speaks of ***"making a friend, being a friend and bringing our friend to Christ"***. If those listening to this rollo remember nothing else, it is hoped that it would be that phrase. The Holy Spirit leads us in ways that help us bear witness to our faith. Examples are given of how the rollista has influenced others, and how the rollista has been challenged, converted and strengthened by such Christ-directed actions.

There are forces which interfere with or distort our relationship with God. These are discussed in the fourth rollo of the day, **OBSTACLES TO GRACE**. What obstacles hinder the Christian from reaching maturity? They tempt and cause us to stumble every day; they are around and within us. This rollo uncovers some of them so they may be recognized. It also teaches how, with God's help, these obstacles can be overcome.

The final rollo of the second day is **LEADERS**, an expression of our Baptism into Christ. The rollista exemplifies the message of the day. The rollista is familiar with Scripture, and actively involved in living a holy life (Col. 3:1-25). The speaker testifies of a living faith and reveals that each person who accepts God's call is a leader. We are ALL called to be leaders for Christ. Each bears witness to the presence of Christ in their life. The rollo discusses the qualities of a Christian leader. **PIETY**, and the whole of the first day, focused on one's relationship to God. **LEADERS**, and the second day, develops this relationship and stresses how the candidates can come to know Christ better -- and then share Him with others.

THE TALKS OF THE THIRD DAY

The third day, as each of the two previous days, begins with a meditation, **CHRIST'S MESSAGE TO THE PESCADORE**, which sets the course for the day. The message is that He has called each of us to be followers and to be His leaders in all areas of our daily lives. We are to join in Christ's suffering for the world through self-denial --- for the sake of the Risen Christ. It requires working in the Christian community.

The first rollo of the third day concerns the several **ENVIRONMENTS** of a Christian. It observes that if Christians are to be effective in bearing witness to Christ, they must

understand the world in which they live. They should be a positive influence, seeking out individuals to befriend with whom they can share Christ. One way to transform our environment is through person-to-person contacts; in whatever environment we are situated. This work is done with patience, perseverance, prayer and through the power of the Holy Spirit.

The last clergy rollo of the three days is **LIFE IN GRACE**. It presents the key ways for a Christian to keep in touch with Christ. In addition to the experience of the Weekend, it offers a practical program of spiritual growth. Study of the Bible, prayer, and frequently availing oneself of Holy Communion are primary means for sustaining the life in grace. A life in grace is maintained through finding peace, purpose and power in Christ. The Spiritual Director's own reflections of the Weekend and his personal testimony may be given in this rollo.

The next rollo is **CHRISTIAN COMMUNITY IN ACTION**. This rollo further develops the implications of the **ACTION** rollo, which dealt with actions of individuals. This rollo deals with community action, both in its inner life and outer witness. First, there are some projects so massive (large crusades, for example) they can only be done by, or within, a Christian community. Second, it is important for the spiritual growth of each individual, that they receive training and equipping from the Christian community. The rollo discusses how the Christian community nurtures, trains and equips its members and thereby provides spiritual nourishment for itself. Its conclusion: the Christian community, with Christ as its Head, is always greater than the sum of its parts.

REUNION GROUPS first presents a brief summary of the previous rollos of the Weekend. It is recommended that this recap be given word for word from item I. A. of the *"Commentary on the Outline"*, in order to be concise and consistent regarding the message of each rollo. It emphasizes the need to remain in community. Whereas the previous two rollos speak about community in the larger sense of the church, this rollo presents the need for candidates to receive nurture from, and to be active in, a small group. It explains the elements of a successful reunion group, as well as the dynamics of reunion groups. It also introduces the Secuela. This rollo presents reunion groups as a powerful method for helping to sustain a Christian life. Also helpful is to reinforce the message of the **ACTION** rollo (**"Make a Friend, Be a Friend and Bring a Friend to Christ"**), considering that the reunion group is a good place to bring unsaved persons and/or other potential future candidates for a Tres Dias.

As with the last rollo of each of the previous days, the **LIVING THE FOURTH DAY** rollo, given by the rector, gathers up the message of the day. Because this is the last rollo of the three days, the rector seeks to exemplify not only the message of the day, but also of the whole Weekend. The rollo presents the Fourth Day as the rest of the Christian's life. It sets forth the need and the ways to be constantly attuned to Christ's spirit and will. The underlying tone of the rollo is to persevere.

Further, the rollista speaks about how things in the outside world have not changed much from what they were when the candidates left their home and/or work on the first evening of the Weekend. The candidates are reminded to be considerate of those whom they left behind when coming to the Weekend, and not to demonstrate unusual exuberance. In Southeast Tennessee, if the Rector is married, the spouse of the rector

joins the rector at the conclusion of their rollo to offer a brief sharing about re-entry back into the world they left on the first evening.

SUMMARY

The candidates, in reality, have been presented with one talk - given in twenty segments. They have been invited to look at themselves and see who they are. They have also been reassured: No matter where they are or how far they have wandered, God is there with-open arms, welcoming them back.

They have been told that being human is to have ideals; and living a life in grace, focused totally and completely toward God, is the ***Christian ideal***. They have been told that all who have received Jesus Christ as Lord and Savior and who seek this life in grace are members of His Church; furthermore, that we are led by the Holy Spirit in that quest. They have been challenged by people who are earnestly seeking to live a life in grace.

Once we desire to live a life in grace, there arises an equally strong desire to know Christ better. We are urged to seek Him in the Scriptures, in the frequent reception of Holy Communion, and in the actions of our fellow Christian brothers and sisters. When we make this search an active part of our lives and begin to suffer through obstacles to grace, we are developing into leaders for Christ.

We are becoming effective leaders for Christ as we understand the environments in which we live. This understanding is deepened by a devotion to God and by constant contact with fellow Christians. In this way, we mature spiritually and grow in grace during our life-long Fourth Day.

TEAM BUILDING

PRE-WEEKEND PHASE

Each team member is responsible for helping to build a cohesive team. This process occurs during the formative pre-weekend team meetings. Each team member should:

- Pray without ceasing for the candidates, team, their families and the community;
- Attend all team meetings;
- Prepare for and know your team duties;
- Contribute to the sharing times;
- Make an effort to meet and know all team members;
- Participate with love in all liturgies, worship and praise sessions;
- Become familiar with the outline for each rollo;
- Enter into the rollo critique process with love and caring for your teammate and for what may affect/impact the candidates;
- Believe that the rector was chosen and anointed by God to be the human leader for the weekend; and
- Believe that God will give special power, grace and wisdom to the rector for the purpose of glorifying God during this time.

Importantly, apply to this team experience, the same mind you had on your original Tres Dias Weekend. Then, (depending upon where you made your Weekend) your rector asked you to:

- Believe that great things are possible;
- Have a spirit of openness to God and what He is asking of you;
- Have a loving concern for one another and total trust in God;

or

- Receive things in a Spirit of Idealism;
- Receive things in a Spirit of Cooperation; and,
- Receive things in a Spirit of love.

THE WEEKEND

The second area of common responsibility takes place during the Tres Dias Weekend. You are important in the process of making the Weekend effective. Some actions which are helpful include:

- Learn as many of the candidates' names as possible;
- Be as available as possible to the candidates during breaks and off-hours for fellowship and to get to know them;
- Wear your name tag;
- Observe the silent retreat time during the first evening;
- Share in the financial support of the Weekend;

- Perform the tasks assigned to you to the best of your ability, letting others do theirs; and,
- Trust the rector as God's chosen leader for the Weekend.

Remember that you will be blessed most when you are serving with love and humility.

POST-WEEKEND

The final formal team responsibility is to critique the Weekend. This takes place soon after the Weekend and is usually the last time the entire team will gather. The purpose of this team meeting is to review Weekend experiences so that we may encourage those actions which were supportive of *"The Essentials of Tres Dias "*, and learn from those that were not. Team members should review the Weekend in realistic, objective terms, carefully regarding the dignity of the rector. The rector will be using this data as the basis for a written report to the local Secretariat. While the critiquing process may vary from community to community, it is best when the local community has a prepared questionnaire to elicit responses from team members, in addition to encouraging them to write their unsolicited comments in narrative fashion. The team should use *"The Tres Dias Essentials"* as a guide for measuring the value of the pre-weekend and Weekend activities, possibly following along on the local communities "Detailed Schedule" as a convenient way to cover all activities.

While the first sentence in the previous paragraph spoke about the final **formal** team responsibility, there is nevertheless, an informal responsibility the team has with regard to-the new pescadores. The team (particularly table leaders and team leadership) should stay in touch with new pescadores, pray for them, and encourage them well into their Fourth Day. A couple of ways to do that is to have one or two team and candidates group reunions or a couple of reunions of the people at each table.

THE ESSENTIALS OF TRES DIAS

© COPYRIGHT 2012 BY TRES DIAS, INC.

1.0 Preamble

The TRES DIAS Movement endeavors to bring Christians to a closer, more personal walk with their Lord Jesus Christ and encourage them to Christian leadership and Apostolic Action in their environments.

TRES DIAS is based on the principles, the method, and the teachings of the Roman Catholic Cursillo movement initially proposed by Eduardo Bonnín and his fellow Christians. Each candidate goes through three phases of the TRES DIAS movement: the pre-weekend, the three-day weekend¹ and the Fourth Day. TRES DIAS is a Christian ecumenical movement.

"The founders of the Cursillo movement saw a world of great need around them. They knew that the answer to the needs of the world had to be Christ and His Grace; but ... they saw Christians who did not live for Christ, and they saw a church that was ... ineffective and without life. They developed the Cursillo to meet part of this problem: to provide any part of the church which was ready to undertake the formation of Christian life with all the people it needed -- people who would have the deep dedication to Christ and to bringing all peoples to Him -- people who would undertake a regular program of formation in Christianity, and who would make their Christian life conscious and vital -- people who would understand how to be part of a unified apostolic effort."²

The main teaching of TRES DIAS is God's unqualified love for each of us through grace. It asks each member of the TRES DIAS community to grow in their personal piety, to study God's Word and other Christian writings and to express their love for Christ in Christian Apostolic Action.

These three aspects of Christian growth are stressed in the cloistered environment called, "the weekend." An invitation is issued during the weekend for each Pescadore to join a small group of his/her own choosing for continued support, prayer and encouragement.

In order to ensure consistency and stability within the TRES DIAS Movement, there must be certain essential aspects to which all TRES DIAS organizations conform. These Essentials fall into two categories: those which are quantitative and those which are qualitative in nature. It is the intent of TRES DIAS to use both of these categories as criteria for chartering local secretariats.

It should therefore be the policy of local secretariats to comply with these Essentials. Policies of local secretariats which deviate from these Essentials must be reviewed on an individual basis and are subject to the approval of TRES DIAS.

2.0. Essentials of the Movement

1. TRES DIAS Is A Christian Movement.

The ultimate objective of the TRES DIAS movement is to strengthen and extend the

Body of Christ. No TRES DIAS organization shall change the teachings or practices of the TRES DIAS Movement to accommodate the participation of non-Christians.

For the purposes of these Essentials, "Christian" is intended to refer to those who are seeking a closer relationship with Jesus Christ as their Lord and Savior.

2. TRES DIAS Is A Christian Ecumenical Organization.

All TRES DIAS organizations shall actively seek the participation of persons from all the Christian denominations in their environment.

All TRES DIAS organizations shall stress those things which the Christian denominations have in common and respect those things which are different.

All TRES DIAS organizations have the duty and the authority to protect the TRES DIAS ecumenical structure.

3. Tres Dias is a Lay-led Movement. TRES DIAS is a lay-led organization; however, the active participation of the clergy is both essential and to be encouraged.

4. TRES DIAS is a Non-Profit Movement.

TRES DIAS organizations should pursue prudent fiscal policies. They shall avoid accumulating assets beyond what is required to carry out their part in the TRES DIAS Movement.

5. The TRES DIAS Movement Shall Not Assume the Role Of A Denomination

TRES DIAS is not a church-substitute; rather, it encourages Christians to worship and serve in their home congregations, as leaders.

6. Tres Dias Is Not A Service Organization

The TRES DIAS Movement encourages Pescadores to participate in "worthy projects." TRES DIAS organizations shall limit their activities to those related to carrying out the Tres Dias method.

3.0 The Essentials of the Tres Dias Method

1. The three sequential phases of an individual's involvement shall be: The Pre-Weekend phase, The Weekend phase, and The Fourth Day phase.

2. The object of the Pre-Weekend Phase is to prepare individuals for effective participation in the Weekend.

3. The purpose of the Weekend, in terms of method, is to prepare individuals for effective participation in the Fourth Day.

3.1 The Essentials of the Pre-Weekend Phase

1. That the candidate be sponsored for participation in all phases of the Tres Dias Movement, rather than just the Weekend.

2. That Candidates be sponsored by a member of a chartered Tres Dias community or similar community approved by TRES DIAS.

3. That candidates have a desire for a closer relationship with Jesus Christ as their Lord and Savior.

4. That candidates be accepted candidates from all Christian denominations.

5. That candidates be at least 21 years of age. However, if a local secretariat, using its best judgment, finds a sound and compelling reason (such as a spouse of a pescador, or military personnel), it OCCASIONALLY, on a case-by-case basis, may accept a candidate who is at least 18 years of age.

6. That candidates have not previously made a Tres Dias Weekend or a similar experience recognized as equivalent by TRES DIAS.

3.2 The Essentials of the Weekend Phase

1. The weekend has the following characteristics:

- A. It is a weekend of living in Christian community involving a combination of carefully developed activities and teachings which are meant to lead to a fuller personal commitment to Christ.
 - B. It embodies personal witness, but is not a revival meeting.
 - C. It employs group dynamics, but it is neither sensitivity training nor group therapy.
 - D. It employs theological instruction that encourages the candidate to study his/her own Christian beliefs, but it is not a course in doctrine.
 - E. It includes a period of silent introspection, but it is not a retreat.
 - F. It is a renewal experience for Christians and is not necessarily a conversion experience.
 - G. It asks for basic faith, openness and seeking attitude on the part of the Candidate, but involves a great amount of dedication, prayer and careful planning on the part of the team.
 - H. It is an encounter with the Holy Spirit. However, TRES DIAS is not a "charismatic" movement.
 - I. The Weekend is a tool of God, not an end in itself. The weekend will not produce a permanent effect without Fourth Day activity.
2. The Spiritual Directors should be qualified to teach and counsel in spiritual matters.
 3. At least one of the Spiritual Directors on the Weekend should be ordained and be authorized to regularly celebrate Holy Communion by his/her denomination. For the purposes of these Essentials, "clergy" is intended to refer to those persons qualified to serve as Spiritual Directors.
 4. That men and women attend separate Weekends. The Spiritual Directors are exempted.
 5. Team members represent a spectrum of Christian denominations.
 6. That team members have previously made either a TRES DIAS Weekend or a similar experience recognized by TRES DIAS.
 7. That the Rector must be a layperson and be responsible for all aspects of the Weekend, under the authority of the local sponsoring Secretariat.
 8. That the team meets prior to the weekend to: promote community, receive instruction on the dynamics and critiques ALL Rollos.
 9. That the TRES DIAS weekend be an intensive three-day program lasting approximately 72 continuous hours.
 10. That the team and Candidates live in a cloistered environment for the entire Weekend.
 11. That lay-talks may not be given by clergy, and Spiritual Director talks may not be given by a lay person.
 12. That the Weekend begins in the evening with the following agenda:
 - Introduction given by the Rector
 - Start silent retreat to end after chapel the next morning
 - **Know Thyself** meditation, given by clergy
 - **Prodigal Son** meditation, (or alternatively, or a women's weekend, the Hosea-Gomer account as recorded in Hosea 1—3, or the account of the woman caught in adultery, as recorded in John 8:1-11) given by clergy
 13. That the first day of the Weekend will have the following agenda:
 - **The Three Glances of Christ** meditation given by clergy
 - The **Ideals** Rollo, given by a lay person
 - The **Grace** Rollo, given by clergy
 - The **Church** Rollo given by a lay person

- The **Holy Spirit** Rollo, given by clergy
 - The **Piety Rollo**, given by a lay person
14. That the second day of the Weekend will have the following agenda:
 - The **Figure of Christ** meditation, given by clergy
 - The **Study** Rollo, given by a lay person
 - The **Sacred Moments of Grace** Rollo given by clergy, followed by Holy Communion
 - The **Action** Rollo, given by a lay person
 - The **Obstacles to Grace** Rollo, given by clergy
 - The **Leaders Rollo**, given by a lay person
 15. That Chapel visits by each table occur the afternoon of the second day.
 16. That the third day of the Weekend will have the following agenda:
 - **Christ's Message to the Pescadores** meditation given by clergy
 - The **Environments** Rollo, given by a lay person
 - The **Life in Grace** Rollo, given by clergy
 - The **Christian Community In Action** Rollo, given by a lay person
 - The **Reunion Groups** Rollo, given by a lay person
 - The **Living The Fourth Day** Rollo, given by a lay person
 - The Apostolic Hour
 - The Closing
 17. That chapel visits by each table occur the third day, preferably in the morning.
 18. That table discussions follow each Rollo **except** the Fourth Day.
 19. That all Rollos and meditations follow the dynamics and outlines authorized by TRES DIAS.
 20. That the team and Candidates have the opportunity to celebrate Holy Communion each full day of the Weekend.
 21. That a diversity of environments and viewpoints must be attempted in planning the Weekend itself and in forming the tables.
 22. That the freedom of self-determination of each candidate be respected.
 23. That the lay Rollos be informal talks of a witnessing or sharing nature.
 24. That a friendly, creative Christian environment must be developed and fostered during the TRES DIAS weekend, as opposed to a coercive or manipulative environment.
 25. That the schedule allow time for informal personal contact among the team and Candidates.
 26. That the Closing be as well prepared as other activities of the Weekend.
 27. The sponsoring Secretariat encourages the community to participate in the weekend through spiritual and service Palanca.
- ### 3.3 The Essentials of the Fourth Day Phase
- The Pre-Weekend and Weekend phases are only a prelude to each individual's Fourth Day.
1. Reunion Groups
 - a. That local Secretariat encourages Pescadores to participate in Reunion Groups.
 - b. That local Secretariat utilizes the form of Reunion Group known as the "Working Reunion Group" to carry out the activities of the Tres Dias Movement.
 2. Secuelas

- a. That local Secretariat sponsor regularly scheduled Secuelas; preferably at least once each month.
- b. That each Secuela include an opportunity for Pescadores to participate in the form of Reunion Group known as the "Floating Reunion Group."
- c. That each Secuela includes a "Fourth Day Talk".

4.0 The Essentials of the Local Secretariat Organization

The function of the local Secretariat is to conduct an effective program in accordance with the Tres Dias Method. Each local Secretariat must have a document, approved by its membership, describing its structure and operating procedures. The members of a local Secretariat must have completed a TRES Dias weekend or a similar experience recognized by Tres Dias. All Pescadores of the TRES DIAS community whom the local Secretariat claims to represent must be eligible to serve as voting members and officers of the secretariat, providing they agree to meet, uphold and follow the qualifications as outlined in the local community's Constitution and By-laws. The local Secretariat have a plan for the periodic election of new members. The local Secretariat must be the sole sponsor of a Tres Dias Weekend held in its community. Each local Secretariat must sponsor at least two (2) TRES DIAS Weekends each year. For the purposes of chartering, this requirement may be waived by TRES DIAS.

¹ Although the three-days are referred to as "The Weekend" the three days of the "Tres Dias Weekend" need not include Saturday and/or Sunday. The "TRES DIAS Weekend" may be held on any three consecutive days of the week.

² Adapted from TRES DIAS, NOTES ON METHOD, STRUCTURE AND DYNAMIC March 1974.

THE ESSENTIALS OF TRES DIAS

RATIFIED: JULY 1980, POUGHKEEPSIE, NEW YORK

REVISED: OCTOBER 1984; JANUARY 1986; JANUARY 1993; OCTOBER 1994, JULY 1996, JULY 2005, JULY 2012

© COPYRIGHT 2012 BY TRES DIAS, INC.

Tres Dias of Southeast Tennessee Professor Debriefing Form

Weekend # _____ (Men _____ Women _____)

_____ Professor Name _____

What was your overall impression of the weekend and team meetings?

Please list any areas that, in your opinion, need improvement.

Please describe any elements of the weekend that you feel were new or particularly successful.

Did you have any problems with any particular team members? (Please elaborate on the problem)

Please describe any outstanding efforts or actions by team members in your area.

Describe anything that could be done to help professors on future weekends.


Please provide any other comments you may have.

Please return this form to the Assistant Head Cha at the end of the weekend; your duty is not complete until this form is turned in.

TRES DIAS OF SOUTHEAST TENNESSEE

SILENT PROFESSOR TEAM BOOK

Welcome to Christ's team. Whether this is your first team experience or one of many, it is the prayer of this community that it will assist you in developing a closer walk with our Lord and Savior, Jesus Christ.



ABOUT THIS BOOK

1. This book is used by men and women
 - Male pronouns (he, him his, etc.) are a convention of convenience and are understood to mean both male and female.
2. This book is intended to HELP
 - Please forgive its failings
 - Please help improve it by emailing your suggestions to your respective Leader's Person
3. This material is based on the Tres Dias International "Tres Dias Team Guide for Team Members" copyrighted 2005 by Tres Dias, Incorporated.
4. Please complete the Professor Debriefing Form at the end of this book and give it to the Assistant Head Cha at the completion of the weekend.

De Colores,
Your TDSETN Secretariat

TABLE OF CONTENTS

SECTION ONE

Professor Training Notes	Page 3
--------------------------	--------

SECTION TWO

What is a Table Leader	Page 6
Brief Overview of All Rollos	Page 7
Planning/Preparing/Giving a Rollo	Page 8
Service Cards	Page 12

SECTION THREE

The Relationship of the Talks	Page 13
Team Building	Page 19

SECTION FOUR

Tres Dias Essentials	Page 21
----------------------	---------

Professor Training – Speaking and Silent

Topics Covered:

1. **What is a professor?**
2. **What are the duties and responsibilities?**
3. **How shall a professor act?**
4. **What problems may I encounter? What are some techniques for handling these problems?**
5. **What are some common mistakes to be aware of?**
6. **What is a commitment/service card?**
7. **Writing a Rollo or talk.**

1. What is a professor?

- Another name for professor is table leader. You lead and guide the candidates through the material presented over the three days. This is a leadership position.
- There are two (2) professors at each table, one (1) experienced (dominant) and one (1) inexperienced. Six (6) of the 12 professors are experienced, i.e. they have served as a professor previously.
- Either position can be speaking or silent. There are nine (9) speaking professors and three (3) silent professors. You are there to share your wisdom and your relationship with Christ to others.

2. What are the duties and responsibilities?

- The primary duty of a professor is to be a servant and to love.
- The name “silent” professor can be misleading. The duties and responsibilities are the same at the table whether you are giving a Rollo or not.
- Pray for the team, candidates and your table.
- Study the structure of Tres Dias, and learn the key points of all the Rollos so you may easily lead and guide your table through the material.
- Study commitment/service card explanations in professor book in preparation to direct your table.

3. How shall a professor act?

- The key is to be a good example. You must set a good example for the candidates to follow. You will be a demonstration of obedience.
- Be the first to answer the bell and be on time in the Rollo room, chapel and meals.
- Take notes for all the talks. Do not stop taking notes even after being revealed.
- Be a good listener, only talk when necessary. If no one starts a discussion, then ask a question on the subject to the table in general, or to a specific candidate. Ask something that requires more than a “yes” or “no” answer.
- Your job is not to make the candidates “get it”, but to demonstrate the love and grace of God to them.
- Silent professors do not remain silent. This can be a distraction to the table throughout the weekend.
- Make sure that both professors do not leave the table at the same time. This will help keep discussions on track.

- Be yourself. God chose you because of who you are: your personality and experiences. Be the same before you are revealed as you are after you are revealed. Remember your intent is to share and instill love and trust in the candidates, not to deceive.
- Be honest and truthful. Answer all questions when asked, however, don't volunteer too much information. Once revealed, there is a tendency to focus on you and look to you for all the answers. This defeats the purpose of table discussions. In this case, try to answer their questions with a question.
- If you need to talk to the Rector or teammates, please don't whisper or make it appear that you are trying to hide something, or keep something from the table.
- First day at the table may be the hardest because you don't know how your table will react. Even though you may not know it, you are being watched by the candidates, and are a direct influence on their attitude and receptiveness. Again set a good example.
- Second day there is usually more sharing, however, be prepared that you might have to share personally first. Make every effort to keep the discussion on the subject. Again, be a good listener and show concern.
- Third day it is again important to keep table discussions on the subject. This is also a good time to clear up and emphasize any points from the weekend that need to be revisited.

4. **What problems may I encounter? What are some techniques for handling these problems?**

- You may have some that like to talk too much. You may slow them down by asking a difficult question. It is best to listen at first, then, when you get a chance, thank them and ask the table what they think.
- You may have some that don't talk much. They may be timid, insecure or just taking it all in. Don't pressure these people into speaking. Try to draw them in to feeling like part of the group by asking them "yes" or "no" questions and then express your agreement with them.
- You may have some that are aggressive or argumentative. Don't let them upset you or the table. Try to find some value in what they say and emphasize this and move on. Asking questions is the suggested method of directing the table.
- Sometimes there may be a role reversal in the candidates as the weekend progresses. The quiet ones will talk and the talkative ones will be quiet.

5. **What are some common mistakes to be aware of?**

- You may talk too much at your table.
- Not listening can lead to not being aware of what is happening at your table, or on the weekend.
- Get the names of your table right and pronounce them right. This can mean a lot.
- Do not try to do excessive amounts of palanca on the weekend – complete it before you leave home.
- Never bring up negatives and always accentuate the positive.
- Never lie to or deceive anyone. Answer all questions when asked, however don't volunteer too much information.

6. **What is a commitment/service card?**

- This card is to assist you in continuing to grow in Christ.
- Further explanation is in your professor book and in team section meetings. Please study.
- Emphasize at your table that these are only guidelines. These cards are by no means Tres Dias “rules” that have to be followed.
- Please recommend to the candidates to be realistic in their times as they make commitments. It may be helpful to have your own card on the weekend, and share your own personal experiences.

7. **Writing a Rollo or talk.**

- Spend time in prayer before writing the first word. God already has the talk for you if you are prepared to listen to Him.
- Read the outline and the summary carefully.
- The “write-downs” to be included in the talk are the actual outline. Do not omit or change any part of the outline. All points must be covered.
- It is **not** recommended that you read talks previously given on a weekend. Your talk should be unique to this weekend. You may use parts of the outline summary in your Rollo if you want to.
- The talk must not exceed the time limit of 30 minutes – including your song. Piety time limit is 45 minutes.
- The outline is only the skeleton. Include personal sharing that emphasizes the talk you are giving. (If your sharing is primarily on action, but your talk is on study, it is not relevant) Ask God what He wants you to share.
- If the talk includes something about another person, (including your spouse or ex-spouse) please ask that person’s permission to share. If they say no, then do not include it in your talk. God will honor your obedience.
- Have your talk completed to turn into the Rector at least one week prior to the first team meeting or the date requested by the Rector. You should email your talk to the rector by that date. The rector will forward your talk to the Backup Rector and the Secretariat Leaders Person to review. The Rector will assign you a practice talk date at the team meetings. The team will hear and critique all the Rollos that will be presented on the weekend. The Rector will give you feedback from your practice talk.
- Do not change your talk after approval from the Rector. Do not change your talk on the weekend without approval of the Rector.
- As you read over your completed talk, ask yourself if it gives the listener the vision of the talk as presented in the outline summary.
- Become very familiar with your talk – practice.
- Write out everything you plan on saying.
- It is suggested that you do not bind or staple the pages, but simply slide the pages over on the podium. Be sure to number the pages.

What is a Table Leader?

Those team members who sit at the tables are called table leaders. Some of them may also give rollos (rollistas). (In some communities, table leaders are referred to as “professors” and “silent professors”).

During the team meetings, the table leaders, especially those who are not giving rollos, have a great opportunity to observe the unity and wholeness of the team as it develops. The rector is managing the Weekend; the auxiliaries (Chas) are supporting the physical needs of the team meeting and planning to meet the needs of those who will be attending the Weekend; the rollistas are concentrating on their rollos. Consequently, the table leaders are the ones who are free of other responsibilities and who frequently can supply the insight and support which can help bring the team together as one body, in unity of purpose, under Christ.

During team meetings, while every team member is important to the critiquing process, table leaders (and ex-rectors or others who have previously given a certain rollo) are especially key in the important task of rollo critiquing. They are ideally placed to focus on the rollo outlines and the flow of the Weekend. During the Weekend, knowing the content of the rollo, they should use that knowledge to aid in the table discussion.

Once the Weekend begins, the task of the table leader is to unite those at the table to which they have been assigned. Table leaders need to be especially available to the candidates assigned to their tables. The candidates at the table, the Weekend’s little Reunion Group, are the object of the table leaders’ special attention and affection.

During the Weekend, the most important interaction occurs at the tables. This is the first time many of the candidates will have had experience in a small reunion group. In this group, they often learn to share openly and honestly about their lives. It is also where they frequently laugh, cry and pray together and develop a trust relationship which often lasts long after the Weekend has ended.

Brief Overview of the Rollos

The IDEALS rollo is designed to start us thinking about the purpose and plan for our lives. It encourages us to set goals that are lofty and attainable. That our lives change and so do our ideals.

The GRACE rollo shows us that God can enable us by His grace to overcome all our fears about failures and achieve any God given ideals.

The CHURCH rollo shows how we each need to be an active part in our church; to fulfill our roll in the body of Christ.

The HOLY SPIRIT rollo begins to show us just how much Jesus loves us and that through the power of the Holy Spirit we can become more than we are.

The PIETY rollo begins to open our hearts to a new perspective of our life...directing it entirely, on purpose, to God and His kingdom work.

The STUDY rollo shows us the importance of knowing God's word in order to live a life of piety. How can we live in victory if we don't have the weapons to fight the good fight? This talk should make us see the beauty and value of knowing God through His Word.

The SACRED MOMENTS OF GRACE rollo takes us to the foot of the cross to see just how much Jesus loves us and the high value He places on each of us. This is the time for self examination to make sure we have a salvation relationship with Christ.

The ACTION rollo challenges us to take our faith and our hope out into the world around us. Not just to be laymen in the church but everywhere we are. To show us that action does not have to be big things, but a life lived to God's glory.

The OBSTACLES TO GRACE rollo shows us the truth about the struggle involved in our daily walk of piety, study and action. The enemy will not leave us alone if we are determined to follow Christ.

The LEADERS rollo calls us to a higher level of thinking...that we are actually to be leaders. Not just someone who takes action but someone who leads others to take action. We can do all things through Christ.

The ENVIRONMENTS rollo then reminds us that we will be going home, back into our own unique environment. God has placed us there to be Jesus with skin on to our little world...home, work, play, church and community.

The LIFE IN GRACE tells us more about walking out the truths we have learned during the weekend. It can all be done.

The CCIA (CHRISTIAN COMMUNITY IN ACTION) rollo reminds us that we are not lone rangers. There are many Christian communities that we belong to...church, Tres Dias, bible study, Sunday school, young life....and a group effort can make an immeasurable difference.

The REUNION GROUPS rollo offers reunion groups as an additional means of enhancing a personal relationship with Christ.

The LIVING IN THE FOURTH DAY rollo gives new information regarding tools to help the new Pescadores in their new life journey...reunion groups, Secuelas, working weekends. It also cautions them about returning to their environments with a "know it all attitude." It gives them direction in beginning their fourth day.

HOW TO PLAN, PREPARE, AND GIVE A ROLLO

On a Tres Dias Weekend, a rollo should be a concise, well prepared and critiqued talk containing a balance of teaching and witness. As a rollista, your goal is to strive for brevity and balance in your rollo. The rector for the Weekend, and others in the community who are involved in team selection, see this potential in you.

You are urged to study this section with even more diligence because each Weekend is new and different.

BEFORE YOU START

1. Pray! Prayer will focus your heart and mind upon the task God has established for you in the context of this Tres Dias Weekend. Ask yourself “Why has God chosen me for this talk?”
2. Read carefully, the section on the *“Relationship of the Talks.”* If you are assigned to present the *“Ideals”* Rollo, don’t write it in such a fashion that it has any heartrending witness, as might the *“Piety”* Rollo.
3. Before you begin to prepare your Rollo, read the sections that deal with the *“Purpose and Situation”*, *“The Outline”*, and *“The Commentary on the Outline”* for your own rollo.
4. Read the Scriptures indicated in the *“Bible References”* section for the rollo. These are included to stimulate your understanding of the Christian teaching embodied in the rollo. They need not become part of the rollo, though they may be used as you deem appropriate for the rollo.
5. Ask your rector the following questions.
 - Will I be assigned a mentor to assist me with the writing of the rollo? (frequently done for a first-time rollista)
 - Should I show a written draft of the rollo to you or to a mentor you will assign to me before it is presented for critiquing by the entire team? (Frequently done for a first-time rollista)
 - At which team meeting is the rollo to be critiqued by the entire team?
 - Are there other responsibilities in addition to preparing and delivering the rollo? (e.g., any suggested table discussion questions, references for a Weekend book list, which might be required if the *“Study”* Rollo is the one being assigned, etc.)

If you have taken the suggestions presented in the above paragraphs seriously, you may feel overwhelmed. You may want to say far more than could possibly fit within the time constraints of the rollo. The *“Commentary on the Outline”* often includes much more ideas and material than can be used in the rollo; also, the material in the *“Commentary...”* is **not** to be used and presented verbatim. While you may use the ideas, the words should be your own. Remember that many others have done this rollo before you. So, count this abundance as a blessing and thank God for it. Prayerfully select the choicest fruits from the harvest before you. Remember, the outline is just a skeleton. The sinews, flesh, skin and blood needs to be put there by you. However, the Holy Spirit will breathe life into the rollo (Ezekiel 37), if you will only surrender to Jesus and ask for His assistance as you step to the podium to present the talk.

THE FIRST DRAFT

Some rollistas may have difficulty producing the first draft of their rollo. While there are many good books on the subject, a highly recommended approach is to quickly capture your own first thoughts. Let your ideas flow; get something down on paper (or on the computer). At this juncture, it is not important to have everything in the proper order. Look at the *Outline* and select a point; begin to capture and record those thoughts. Forget, at least for the moment, about grammar, punctuation and formatting; those details can be done later.

Since you are required to include the topics listed in the rollo “*Outline*” in this *Guide*, start preparing your rollo from that outline. Use examples from your own experience and heritage to expand the basic outline. The candidates need to hear about the real you in the rollo. If you have any concerns or problem with the required material, speak with the rector. The rector will either answer your concerns/questions or refer you to someone who can assist you.

If the rollo is to contain your personal testimony, include it in the outline. Many first-time rollistas have never before witnessed to the power of Christ in their lives. They may have difficulty including a personal testimony appropriate to the subject of the rollo or, they may have difficulty keeping the rollo within reasonable time limits. Remember that the candidates may also find personal testimony just as difficult to listen to as it is for you to speak it; so be sensitive to them when you prepare your rollo. Furthermore, delivering a rollo is not a time to preach on some current heated political or religious subject which you may have on your heart. That is not to say such a subject is not important to you or to Christ’s church; however, a Tres Dias Weekend is not the place to preach on this type of subject. Any discussion of current controversial issues, if brought up at all, should be a small part of your rollo and should flow naturally as a part of your personal witness. Neither should any such issues be presented in a way which would be judgmental; that is up to God.

DELIVERY

While some persons may prefer to speak from an outline and others prefer to speak from a script, on a Tres Dias Weekend, the rollo be must be written out. This will be most helpful in keeping to the appropriate time allowed for the rollo; furthermore, having a script is essential during the critiquing process. If someone wants to comment on something you said, it is almost impossible to refer you to that point if the rollo is not written out. Nevertheless, you will want to make two basic decisions regarding delivery; they are:

- Shall you write out the rollo and read it (being careful not to deliver it in a dull, monotonous tone); or
- Shall you write out the rollo and memorize it, referring to the pre-written script only when needed, if you forget where you are in the rollo.

If you plan to quote from books or other resources during your rollo, you need to decide (possibly in conjunction with the rector), how they are to be handled. They may be read from the source, copied into the text of the rollo and read from there, paraphrased, or

shown on some type of visual aid, such as a projection system. The important thing about references is that they should be appropriate to the rollo; candidates must be able to tell when you are beginning and ending a quotation. Furthermore, quotations should not be too long. Remember that it is your rollo; it doesn't belong to the writer of some book from which you are quoting.

In Southeast Tennessee use the concept of "write-downs" to help the candidates remember important points within the rollo. Consider the outline point itself as the write down. If you do want to amplify the point, it should be brief.

We now use PowerPoint to project visuals containing the rollo outline. The important factor is that the points listed be the ones which you want emphasized for the team and candidates to record in their notes and to be used during the rollo discussion time.

THE CRITIQUE

At some point before the Weekend, you will be asked to present your completed rollo to be critiqued by the entire team. Lay members and spiritual directors alike need to have their rollo's critiqued by the entire team. There are several important reasons for this review:

- It provides the team with an opportunity to affirm you and your role on the Weekend;
- It provides a way of assuring that your rollo supports the Tres Dias method and the Weekend;
- It provides a target date for the completion of the rollo;
- It allows the rollistas whose rollo comes before you in the Weekend schedule to know what you will be saying, and for the rollistas who follow you to hear and build upon what you said;
- It helps to assure that one rollista will not contradict another;
- It permits the rector to time the rollo and assure that it is the proper length;
- It permits candor and openness within the team, thus, building community;
- It demonstrates that neither clergy nor lay team members are elevated to a higher level and helps to assure that their rollos are compatible with each others; and,
- Finally, because the fifteen segments are just part of one message, they must fit together naturally, like the pieces of a puzzle. What the candidates should see is a beautiful tapestry consisting of fifteen rollos and five meditations woven together with scarlet thread. This can only be accomplished if all of the rollos are critiqued by the entire team.

If some changes are recommended, carefully consider them, particularly if suggested by multiple sources. If the rector asks you to make changes, prayerfully consider them, if necessary, discuss them with the rector and revise your rollo as necessary. If as a result of the critique, your rollo changes, it IS IMPERATIVE you show the rector your revised rollo! The rector will undoubtedly want to have a copy of this revised rollo. The changes will probably cause no problem for the rector; but they may affect references to it in subsequent rollos. In rare cases, the rollo may need to be critiqued again by the team. However, that is unlikely if you have a mentor who is assisting you with the rollo.

Your rollo has been critiqued and the world hasn't collapsed around you. In fact, you have likely been drawn closer to your fellow team members because you have made yourself vulnerable when delivering your rollo - - - and others have made themselves vulnerable by critiquing it in love. Set the rollo aside for a time. Pray about it. Make the changes you and the rector (if he/she has so indicated) have decided to make. Then, several days before the Weekend, re-read it several times. If possible, practice giving it in front of a mirror so you can see yourself and any hand motions or other visual aids you may use. Frequent smiles are good; not only now, but especially during the Weekend when presenting the rollo.

Time yourself to make certain you are within the time constraints allowed for the rollo (especially if you are giving write-downs and must allow time for the team and candidates to write them). It almost always takes longer to present the rollo on the Weekend than it does during your practice sessions. If necessary, cut the content to be within the allowed time. Produce a final draft that is easy for you to read and speak from on the Weekend. If your community uses visual aids (such as projection of the outline, etc.), provide a copy of the rollo, along with appropriate visuals, to the person who will be the projectionist. Give a copy to the rector. Now, you can relax!


THE TRES DIAS WEEKEND

During the Weekend, allow God to work through your rollo (the instrument He has helped you prepare). It has been honed and refined through prayer, meditation, sharing and critiquing. Your greatest temptation will be to tamper with it since you may believe you can make it even better. Perhaps you can; but it is recommended you do not alter it much more. Through the grace of God, what you have will be usable and will undoubtedly speak to many candidates --- and most likely to many team members on the Weekend as well. They will hear it in grace; God will use it to bless them.

If you have time before you are to present the rollo, read through it one more time so the thoughts are fresh in your mind. Now is not the time to make any more changes. Present what you have, trusting that the Lord has helped you write it. Be in prayer and ask another member of the team to pray with you before delivery of the rollo on the Weekend. The Lord will certainly bless you and those who hear the rollo.

Remember to smile frequently, as though indicating you are actually enjoying standing there in front of the candidates and team, sharing what God has given you. He will provide you with the strength to get through it. When you have completed your presentation, you will actually feel quite good about what you and the Lord accomplished together!

The Service Card/Growth Guide

ORDER OF REUNION	ACTION	
<p>Come Holy Spirit, fill the hearts of your faithful and kindle them in the fire of your love.</p> <p>Send forth Your Spirit and they shall be created.</p> <p>Response: And You shall renew the face of the earth.</p> <p>Let us pray; O God, Who by the light of the Holy Spirit instructs the hearts of the faithful, grant that by the same Holy Spirit we may be truly wise and ever enjoy His consolations.</p> <p>Through Christ our Lord, Amen.</p> <p>Our Father . . . Glory Be . . .</p>	<p>4. What discipleship success did the Lord accomplish through you:</p> <p>in your family</p> <p>in your work</p> <p>in your environment?</p> <p>5. With what failure have you been tested</p> <p>in your family</p> <p>in our work</p> <p>in your environment?</p> <p>6. How did you fulfill last week's plan?</p> <p>What are you planning for next week?</p> <p>7. Activities of the group?</p> <p>8. A prayer for those who have not fulfilled their commitments.</p> <p>(If one of the members of the group is missing, say a prayer for him.)</p>	
<p>PIETY</p> <p>1. With what spiritual aids have you nourished your vital union with Christ this week?</p> <p>2. What was the moment in which you felt closest to Christ?</p>	<p>PRAYER OF THANKSGIVING</p> <p>We give thanks, Almighty, God for all the benefits You have given us. You Who live and reign forever and ever.</p> <p>Amen.</p>	<p>Name: _____</p> <p>Table: _____</p>
<p>STUDY</p> <p>3. What have you done to understand better the gift of God?</p>		

YOUR PIETY	YOUR STUDY	YOUR ACTION
<p><i>"Without Me you can do nothing."</i></p> <p>Morning Offering</p> <p>Personal Prayer Period</p> <p>Worship</p> <p>Communion</p> <p>Helping Another</p> <p>Altar Visits</p> <p>Examination of Conscience</p> <p>Spiritual Direction</p> <p>Always consult with your</p>	<p><i>"If you only understood the gift of God! . . ."</i></p> <p>Bible Reading</p> <p>Reading books of formation, following the advice of your pastor</p> <p>Don't be satisfied with reading good book; read the best.</p> <p>Heavenly Father about your piety,</p>	<p><i>"I will make you fishers of men."</i></p> <p>What have you done during the week to extend the kingdom of God. . . .</p> <p>In your family</p> <p>In your profession</p> <p>In your environment</p> <p>In your church</p> <p>In your group</p> <p>In your sequela</p> <p>your study, and your action.</p>

THE RELATIONSHIP OF THE TALKS

The relationship of the talks given on a Tres Dias is both important and unique. To a large degree, the talks present the message and form the character of the Weekend. Given by persons from various denominations and congregations, they also help to give an ecumenical flavor to a Tres Dias Weekend. Most important, the talks help stir in one's mind, questions to ponder during table discussions and often, even into their Fourth Day.

There are three types of talks presented during a Tres Dias:

Five clergy meditations:

KNOW YOURSELF
THE PRODIGAL SON
THE THREE GLANCES OF CHRIST
THE FIGURE OF CHRIST
CHRIST'S MESSAGE TO THE PESCADORE

Five clergy rollos:

GRACE
THE HOLY SPIRIT
SACRED MOMENTS OF GRACE
OBSTACLES TO GRACE
LIFE IN GRACE

Ten lay rollos:

IDEALS
THE CHURCH
PIETY
STUDY
ACTION
LEADERS
ENVIRONMENTS
CHRISTIAN COMMUNITY TN ACTION
REUNION GROUPS
LIVING THE FOURTH DAY

The inter-relationship of these talks is a key to the dynamics of the three days. Their progression prepares the candidates for their Fourth Day. Tres Dias recognizes this importance and prescribes the order and content of the talks in ***“The Tres Dias Essentials”***. These ***“...Essentials,”*** differentiate between the lay and clergy talks. In reality, it is as though there is only one talk given during the Tres Dias, which is divided into twenty segments: some are meditations (5) and some are rollos (15). They build upon each other.

The following observations can be made when studying the relationship of the talks given within the Tres Dias:

- There are an equal number of lay rollos and clergy rollos and meditations;
- On the whole, lay and clergy talks alternate with each other;
- The first talk of each day is a clergy meditation, announcing the theme of the day;
- The last talk of each day is a lay rollo given by a rollista whose life is a witness to the message.

Tres Dias is a cooperative ministry between laity and clergy and shows that this relationship can work on the Weekend and in the Fourth Day. On the first evening, the meditations indicate the direction for the whole Tres Dias experience. Each morning of the three days, a meditation presents the direction for that day.

TALKS ON THE FIRST EVENING

The first evening contains two meditations which are given by clergy. For the candidates, this is a time of transition from a busy world into the Weekend. It is a time for introspection. It is the threshold to the pilgrimage. The theme of the Weekend is announced in the two meditations: **KNOW YOURSELF** and **THE PRODIGAL SON**.

KNOW YOURSELF invites the candidates to take a candid look at themselves. This meditation invites them to “come to themselves” to identify their potential and their limitations.

THE PRODIGAL SON meditation assures the candidates that, just as the father in the parable loves his two sons, God loves each one of us. He comes toward us with open arms to greet us. In fact, He expects us and has a feast ready for us. (As an option on a Women’s Weekend, the Hosea — Gomer story [Hosea 1-3], or the woman taken in adultery [John 8:1-11] maybe used.)

THE TALKS OF THE THREE DAYS

Each day begins with a meditation, given by clergy, which presents the direction of the day. All rollos for the remainder of the day pursue that direction. The final rollo is given by a lay team member who has made the message of that day a personal living testimony of living the Christian faith. This rollista demonstrates that the message is worthy and workable.

THE TALKS OF THE FIRST DAY

The talks of the first day begin the alternating pattern of lay and clergy presentations, starting with the morning meditation, **THE THREE GLANCES OF CHRIST**, given by clergy. This meditation begins the transition from introspection to a proclamation of Christ. Its message is simple. In the Gospels, three people met Jesus during His ministry and each responded to that meeting in a unique way. On this first day of the Tres Dias, Christ is revealed to the candidates.

The first rollo, **IDEALS**, challenges the candidates to think about their own habits and life situations and prepares the way for the rest of the day - - - and even the rest of the Weekend. Because ideals are basic to life and give direction to our very existence, we need to know what they are. The candidates are left to consider the question: "What are my ideals?" They are also told how they might learn the answer (by contemplating the four questions regarding time, talents, treasures and thoughts).

The second rollo is **GRACE**. Grace is the reality which makes the love of God in Jesus Christ tangible and experiential. Grace provides a bridge by which a Christian answer can be given to the questions raised in the **IDEALS** Rollo. It provides a foundation for the rest of the rollos. These rollos clarify for the candidates that God's gracious offer to us in Jesus Christ can be received personally. When the invitation is issued and the heart is receptive, then a life in grace may begin.

The third rollo speaks to **THE CHURCH**, the assembly of men and women, in all times and places, who are awakening to God's grace in Jesus Christ. We are the church, the people of God. The church is Christ's men and women, laity and clergy working in partnership, who respond to the call of God to live together in grace. The mission of the community is to be active in the world for Jesus' sake.

THE HOLY SPIRIT is the fourth rollo. This rollo teaches that God empowers the church to fulfill its mission. The Holy Spirit brings the church into being, provides the gift of faith, and calls individuals into the church. The Holy Spirit lives in the hearts of believers, guiding, comforting, and strengthening those who have received Jesus Christ into their lives. It is The Holy Spirit who provides the gifts for building up the Body of Christ and for telling the world about God's love. **PALANCA** is introduced during or at the conclusion of this rollo.

What are the results of accepting Christ, of freely receiving God's grace and the gift of faith, and of being empowered by God's Spirit in the fellowship of the church? The fifth rollo, **PIETY**, presents an answer. Piety manifests Christian qualities of life which are Christ-likeness, gratitude, freedom, and maturity. It is a life in grace. This rollo aims to awaken in the candidates, a desire to know Christ better, as they submit their weakness to His strength. It should also clearly present answers to the questions raised in the first rollo of the day, **IDEALS**. More specifically, it should make clear that for the Christian, there are not multiple ideals, but one ideal; and that ideal is that a person must focus his/her life totally and completely toward God!

THE TALKS OF THE SECOND DAY

The pattern of talks begun on the first day is continued on the second day: an alternation of talks by clergy and laity. It begins with a morning meditation on **THE FIGURE OF CHRIST** and includes a recitation of Psalms and prayers from the **Pilgrim's Guide**. This meditation opens the theme of conversion for the day: after we meet and accept Christ in faith, how do we obey Him?

The rollos of the second day, starting with the **STUDY** rollo, show the way. The candidates are taught that we can come to know, trust and obey God in Christ through the written and spoken word of the Bible. Other insights preserved in the writings of

Christian men and women throughout the centuries are also available for our study. In addition, certain modern media are mentioned, which assist us in our Christian study. With prayer as our guide, and through the power of the Holy Spirit, these study aids will teach us to not only know Christ, but to know Him better and want to follow Him.

Reading and study, however, are only part of the answer. We also come to know God in Christ through various other methods which **He** has chosen and provided. In Tres Dias, we refer to them as: **SACRED MOMENTS OF GRACE**. These acts and/or events are known in various traditions as Sacraments, Ordinances, Covenants, Church Rites, Means of Grace, and Signs of Grace. In some traditions, they are not even named; nevertheless, most of them are practiced in the various denominations and churches. This clergy rollo presents these *acts o God* as visible signs of God's presence and power and as a means of grace for our journey from our birth to our physical death. A worship service including the celebration of Holy Communion is conducted during or following this rollo.

The **ACTION** rollo states the truth that we learn to know Christ through the loving acts of His people. This rollo speaks of ***"making a friend, being a friend and bringing our friend to Christ"***. If those listening to this rollo remember nothing else, it is hoped that it would be that phrase. The Holy Spirit leads us in ways that help us bear witness to our faith. Examples are given of how the rollista has influenced others, and how the rollista has been challenged, converted and strengthened by such Christ-directed actions.

There are forces which interfere with or distort our relationship with God. These are discussed in the fourth rollo of the day, **OBSTACLES TO GRACE**. What obstacles hinder the Christian from reaching maturity? They tempt and cause us to stumble every day; they are around and within us. This rollo uncovers some of them so they may be recognized. It also teaches how, with God's help, these obstacles can be overcome.

The final rollo of the second day is **LEADERS**, an expression of our Baptism into Christ. The rollista exemplifies the message of the day. The rollista is familiar with Scripture, and actively involved in living a holy life (Col. 3:1-25). The speaker testifies of a living faith and reveals that each person who accepts God's call is a leader. We are ALL called to be leaders for Christ. Each bears witness to the presence of Christ in their life. The rollo discusses the qualities of a Christian leader. **PIETY**, and the whole of the first day, focused on one's relationship to God. **LEADERS**, and the second day, develops this relationship and stresses how the candidates can come to know Christ better -- and then share Him with others.

THE TALKS OF THE THIRD DAY

The third day, as each of the two previous days, begins with a meditation, **CHRIST'S MESSAGE TO THE PESCADORE**, which sets the course for the day. The message is that He has called each of us to be followers and to be His leaders in all areas of our daily lives. We are to join in Christ's suffering for the world through self-denial --- for the sake of the Risen Christ. It requires working in the Christian community.

The first rollo of the third day concerns the several **ENVIRONMENTS** of a Christian. It observes that if Christians are to be effective in bearing witness to Christ, they must

understand the world in which they live. They should be a positive influence, seeking out individuals to befriend with whom they can share Christ. One way to transform our environment is through person-to-person contacts; in whatever environment we are situated. This work is done with patience, perseverance, prayer and through the power of the Holy Spirit.

The last clergy rollo of the three days is **LIFE IN GRACE**. It presents the key ways for a Christian to keep in touch with Christ. In addition to the experience of the Weekend, it offers a practical program of spiritual growth. Study of the Bible, prayer, and frequently availing oneself of Holy Communion are primary means for sustaining the life in grace. A life in grace is maintained through finding peace, purpose and power in Christ. The Spiritual Director's own reflections of the Weekend and his personal testimony may be given in this rollo.

The next rollo is **CHRISTIAN COMMUNITY IN ACTION**. This rollo further develops the implications of the **ACTION** rollo, which dealt with actions of individuals. This rollo deals with community action, both in its inner life and outer witness. First, there are some projects so massive (large crusades, for example) they can only be done by, or within, a Christian community. Second, it is important for the spiritual growth of each individual, that they receive training and equipping from the Christian community. The rollo discusses how the Christian community nurtures, trains and equips its members and thereby provides spiritual nourishment for itself. Its conclusion: the Christian community, with Christ as its Head, is always greater than the sum of its parts.

REUNION GROUPS first presents a brief summary of the previous rollos of the Weekend. It is recommended that this recap be given word for word from item I. A. of the *"Commentary on the Outline"*, in order to be concise and consistent regarding the message of each rollo. It emphasizes the need to remain in community. Whereas the previous two rollos speak about community in the larger sense of the church, this rollo presents the need for candidates to receive nurture from, and to be active in, a small group. It explains the elements of a successful reunion group, as well as the dynamics of reunion groups. It also introduces the Secuela. This rollo presents reunion groups as a powerful method for helping to sustain a Christian life. Also helpful is to reinforce the message of the **ACTION** rollo (**"Make a Friend, Be a Friend and Bring a Friend to Christ"**), considering that the reunion group is a good place to bring unsaved persons and/or other potential future candidates for a Tres Dias.

As with the last rollo of each of the previous days, the **LIVING THE FOURTH DAY** rollo, given by the rector, gathers up the message of the day. Because this is the last rollo of the three days, the rector seeks to exemplify not only the message of the day, but also of the whole Weekend. The rollo presents the Fourth Day as the rest of the Christian's life. It sets forth the need and the ways to be constantly attuned to Christ's spirit and will. The underlying tone of the rollo is to persevere.

Further, the rollista speaks about how things in the outside world have not changed much from what they were when the candidates left their home and/or work on the first evening of the Weekend. The candidates are reminded to be considerate of those whom they left behind when coming to the Weekend, and not to demonstrate unusual exuberance. In Southeast Tennessee, if the Rector is married, the spouse of the rector

joins the rector at the conclusion of their rollo to offer a brief sharing about re-entry back into the world they left on the first evening.

SUMMARY

The candidates, in reality, have been presented with one talk - given in twenty segments. They have been invited to look at themselves and see who they are. They have also been reassured: No matter where they are or how far they have wandered, God is there with-open arms, welcoming them back.

They have been told that being human is to have ideals; and living a life in grace, focused totally and completely toward God, is the ***Christian ideal***. They have been told that all who have received Jesus Christ as Lord and Savior and who seek this life in grace are members of His Church; furthermore, that we are led by the Holy Spirit in that quest. They have been challenged by people who are earnestly seeking to live a life in grace.

Once we desire to live a life in grace, there arises an equally strong desire to know Christ better. We are urged to seek Him in the Scriptures, in the frequent reception of Holy Communion, and in the actions of our fellow Christian brothers and sisters. When we make this search an active part of our lives and begin to suffer through obstacles to grace, we are developing into leaders for Christ.

We are becoming effective leaders for Christ as we understand the environments in which we live. This understanding is deepened by a devotion to God and by constant contact with fellow Christians. In this way, we mature spiritually and grow in grace during our life-long Fourth Day.

TEAM BUILDING

PRE-WEEKEND PHASE

Each team member is responsible for helping to build a cohesive team. This process occurs during the formative pre-weekend team meetings. Each team member should:

- Pray without ceasing for the candidates, team, their families and the community;
- Attend all team meetings;
- Prepare for and know your team duties;
- Contribute to the sharing times;
- Make an effort to meet and know all team members;
- Participate with love in all liturgies, worship and praise sessions;
- Become familiar with the outline for each rollo;
- Enter into the rollo critique process with love and caring for your teammate and for what may affect/impact the candidates;
- Believe that the rector was chosen and anointed by God to be the human leader for the weekend; and
- Believe that God will give special power, grace and wisdom to the rector for the purpose of glorifying God during this time.

Importantly, apply to this team experience, the same mind you had on your original Tres Dias Weekend. Then, (depending upon where you made your Weekend) your rector asked you to:

- Believe that great things are possible;
- Have a spirit of openness to God and what He is asking of you;
- Have a loving concern for one another and total trust in God;

or

- Receive things in a Spirit of Idealism;
- Receive things in a Spirit of Cooperation; and,
- Receive things in a Spirit of love.

THE WEEKEND

The second area of common responsibility takes place during the Tres Dias Weekend. You are important in the process of making the Weekend effective. Some actions which are helpful include:

- Learn as many of the candidates' names as possible;
- Be as available as possible to the candidates during breaks and off-hours for fellowship and to get to know them;
- Wear your name tag;
- Observe the silent retreat time during the first evening;
- Share in the financial support of the Weekend;

- Perform the tasks assigned to you to the best of your ability, letting others do theirs; and,
- Trust the rector as God's chosen leader for the Weekend.

Remember that you will be blessed most when you are serving with love and humility.

POST-WEEKEND

The final formal team responsibility is to critique the Weekend. This takes place soon after the Weekend and is usually the last time the entire team will gather. The purpose of this team meeting is to review Weekend experiences so that we may encourage those actions which were supportive of *"The Essentials of Tres Dias "*, and learn from those that were not. Team members should review the Weekend in realistic, objective terms, carefully regarding the dignity of the rector. The rector will be using this data as the basis for a written report to the local Secretariat. While the critiquing process may vary from community to community, it is best when the local community has a prepared questionnaire to elicit responses from team members, in addition to encouraging them to write their unsolicited comments in narrative fashion. The team should use *"The Tres Dias Essentials"* as a guide for measuring the value of the pre-weekend and Weekend activities, possibly following along on the local communities "Detailed Schedule" as a convenient way to cover all activities.

While the first sentence in the previous paragraph spoke about the final **formal** team responsibility, there is nevertheless, an informal responsibility the team has with regard to the new pescadores. The team (particularly table leaders and team leadership) should stay in touch with new pescadores, pray for them, and encourage them well into their Fourth Day. A couple of ways to do that is to have one or two team and candidates group reunions or a couple of reunions of the people at each table.

THE ESSENTIALS OF TRES DIAS

© COPYRIGHT 20125 BY TRES DIAS, INC.

1.0 Preamble

The TRES DIAS Movement endeavors to bring Christians to a closer, more personal walk with their Lord Jesus Christ and encourage them to Christian leadership and Apostolic Action in their environments.

TRES DIAS is based on the principles, the method, and the teachings of the Roman Catholic Cursillo movement initially proposed by Eduardo Bonnín and his fellow Christians. Each candidate goes through three phases of the TRES DIAS movement: the pre-weekend, the three-day weekend¹ and the Fourth Day. TRES DIAS is a Christian ecumenical movement.

"The founders of the Cursillo movement saw a world of great need around them. They knew that the answer to the needs of the world had to be Christ and His Grace; but ... they saw Christians who did not live for Christ, and they saw a church that was ... ineffective and without life. They developed the Cursillo to meet part of this problem: to provide any part of the church which was ready to undertake the formation of Christian life with all the people it needed -- people who would have the deep dedication to Christ and to bringing all peoples to Him -- people who would undertake a regular program of formation in Christianity, and who would make their Christian life conscious and vital -- people who would understand how to be part of a unified apostolic effort."²

The main teaching of TRES DIAS is God's unqualified love for each of us through grace. It asks each member of the TRES DIAS community to grow in their personal piety, to study God's Word and other Christian writings and to express their love for Christ in Christian Apostolic Action.

These three aspects of Christian growth are stressed in the cloistered environment called, "the weekend." An invitation is issued during the weekend for each Pescadore to join a small group of his/her own choosing for continued support, prayer and encouragement.

In order to ensure consistency and stability within the TRES DIAS Movement, there must be certain essential aspects to which all TRES DIAS organizations conform. These Essentials fall into two categories: those which are quantitative and those which are qualitative in nature. It is the intent of TRES DIAS to use both of these categories as criteria for chartering local secretariats.

It should therefore be the policy of local secretariats to comply with these Essentials. Policies of local secretariats which deviate from these Essentials must be reviewed on an individual basis and are subject to the approval of TRES DIAS.

2.0. Essentials of the Movement

1. TRES DIAS Is A Christian Movement.

The ultimate objective of the TRES DIAS movement is to strengthen and extend the

Body of Christ. No TRES DIAS organization shall change the teachings or practices of the TRES DIAS Movement to accommodate the participation of non-Christians.

For the purposes of these Essentials, "Christian" is intended to refer to those who are seeking a closer relationship with Jesus Christ as their Lord and Savior.

2. TRES DIAS Is A Christian Ecumenical Organization.

All TRES DIAS organizations shall actively seek the participation of persons from all the Christian denominations in their environment.

All TRES DIAS organizations shall stress those things which the Christian denominations have in common and respect those things which are different.

All TRES DIAS organizations have the duty and the authority to protect the TRES DIAS ecumenical structure.

3. Tres Dias is a Lay-led Movement. TRES DIAS is a lay-led organization; however, the active participation of the clergy is both essential and to be encouraged.

4. TRES DIAS is a Non-Profit Movement.

TRES DIAS organizations should pursue prudent fiscal policies. They shall avoid accumulating assets beyond what is required to carry out their part in the TRES DIAS Movement.

5. The TRES DIAS Movement Shall Not Assume the Role Of A Denomination

TRES DIAS is not a church-substitute; rather, it encourages Christians to worship and serve in their home congregations, as leaders.

6. Tres Dias Is Not A Service Organization

The TRES DIAS Movement encourages Pescadores to participate in "worthy projects." TRES DIAS organizations shall limit their activities to those related to carrying out the Tres Dias method.

3.0 The Essentials of the Tres Dias Method

1. The three sequential phases of an individual's involvement shall be: The Pre-Weekend phase, The Weekend phase, and The Fourth Day phase.

2. The object of the Pre-Weekend Phase is to prepare individuals for effective participation in the Weekend.

3. The purpose of the Weekend, in terms of method, is to prepare individuals for effective participation in the Fourth Day.

3.1 The Essentials of the Pre-Weekend Phase

1. That the candidate be sponsored for participation in all phases of the Tres Dias Movement, rather than just the Weekend.

2. That Candidates be sponsored by a member of a chartered Tres Dias community or similar community approved by TRES DIAS.

3. That candidates have a desire for a closer relationship with Jesus Christ as their Lord and Savior.

4. That candidates be accepted candidates from all Christian denominations.

5. That candidates be at least 21 years of age. However, if a local secretariat, using its best judgment, finds a sound and compelling reason (such as a spouse of a pescador, or military personnel), it OCCASIONALLY, on a case-by-case basis, may accept a candidate who is at least 18 years of age.

6. That candidates have not previously made a Tres Dias Weekend or a similar experience recognized as equivalent by TRES DIAS.

3.2 The Essentials of the Weekend Phase

1. The weekend has the following characteristics:

- A. It is a weekend of living in Christian community involving a combination of carefully developed activities and teachings which are meant to lead to a fuller personal commitment to Christ.
 - B. It embodies personal witness, but is not a revival meeting.
 - C. It employs group dynamics, but it is neither sensitivity training nor group therapy.
 - D. It employs theological instruction that encourages the candidate to study his/her own Christian beliefs, but it is not a course in doctrine.
 - E. It includes a period of silent introspection, but it is not a retreat.
 - F. It is a renewal experience for Christians and is not necessarily a conversion experience.
 - G. It asks for basic faith, openness and seeking attitude on the part of the Candidate, but involves a great amount of dedication, prayer and careful planning on the part of the team.
 - H. It is an encounter with the Holy Spirit. However, TRES DIAS is not a "charismatic" movement.
 - I. The Weekend is a tool of God, not an end in itself. The weekend will not produce a permanent effect without Fourth Day activity.
2. The Spiritual Directors should be qualified to teach and counsel in spiritual matters.
 3. At least one of the Spiritual Directors on the Weekend should be ordained and be authorized to regularly celebrate Holy Communion by his/her denomination. For the purposes of these Essentials, "clergy" is intended to refer to those persons qualified to serve as Spiritual Directors.
 4. That men and women attend separate Weekends. The Spiritual Directors are exempted.
 5. Team members represent a spectrum of Christian denominations.
 6. That team members have previously made either a TRES DIAS Weekend or a similar experience recognized by TRES DIAS.
 7. That the Rector must be a layperson and be responsible for all aspects of the Weekend, under the authority of the local sponsoring Secretariat.
 8. That the team meets prior to the weekend to: promote community, receive instruction on the dynamics and critiques ALL Rollos.
 9. That the TRES DIAS weekend be an intensive three-day program lasting approximately 72 continuous hours.
 10. That the team and Candidates live in a cloistered environment for the entire Weekend.
 11. That lay-talks may not be given by clergy, and Spiritual Director talks may not be given by a lay person.
 12. That the Weekend begins in the evening with the following agenda:
 - Introduction given by the Rector
 - Start silent retreat to end after chapel the next morning
 - **Know Thyself** meditation, given by clergy
 - **Prodigal Son** meditation, (or alternatively, or a women's weekend, the Hosea-Gomer account as recorded in Hosea 1—3, or the account of the woman caught in adultery, as recorded in John 8:1-11) given by clergy
 13. That the first day of the Weekend will have the following agenda:
 - **The Three Glances of Christ** meditation given by clergy
 - The **Ideals** Rollo, given by a lay person
 - The **Grace** Rollo, given by clergy
 - The **Church** Rollo given by a lay person

- The **Holy Spirit** Rollo, given by clergy
 - The **Piety Rollo**, given by a lay person
14. That the second day of the Weekend will have the following agenda:
 - The **Figure of Christ** meditation, given by clergy
 - The **Study** Rollo, given by a lay person
 - The **Sacred Moments of Grace** Rollo given by clergy, followed by Holy Communion
 - The **Action** Rollo, given by a lay person
 - The **Obstacles to Grace** Rollo, given by clergy
 - The **Leaders Rollo**, given by a lay person
 15. That Chapel visits by each table occur the afternoon of the second day.
 16. That the third day of the Weekend will have the following agenda:
 - **Christ's Message to the Pescadores** meditation given by clergy
 - The **Environments** Rollo, given by a lay person
 - The **Life in Grace** Rollo, given by clergy
 - The **Christian Community In Action** Rollo, given by a lay person
 - The **Reunion Groups** Rollo, given by a lay person
 - The **Living The Fourth Day** Rollo, given by a lay person
 - The Apostolic Hour
 - The Closing
 17. That chapel visits by each table occur the third day, preferably in the morning.
 18. That table discussions follow each Rollo **except** the Fourth Day.
 19. That all Rollos and meditations follow the dynamics and outlines authorized by TRES DIAS.
 20. That the team and Candidates have the opportunity to celebrate Holy Communion each full day of the Weekend.
 21. That a diversity of environments and viewpoints must be attempted in planning the Weekend itself and in forming the tables.
 22. That the freedom of self-determination of each candidate be respected.
 23. That the lay Rollos be informal talks of a witnessing or sharing nature.
 24. That a friendly, creative Christian environment must be developed and fostered during the TRES DIAS weekend, as opposed to a coercive or manipulative environment.
 25. That the schedule allow time for informal personal contact among the team and Candidates.
 26. That the Closing be as well prepared as other activities of the Weekend.
 27. The sponsoring Secretariat encourages the community to participate in the weekend through spiritual and service Palanca.
- ### 3.3 The Essentials of the Fourth Day Phase
- The Pre-Weekend and Weekend phases are only a prelude to each individual's Fourth Day.
1. Reunion Groups
 - a. That local Secretariat encourages Pescadores to participate in Reunion Groups.
 - b. That local Secretariat utilizes the form of Reunion Group known as the "Working Reunion Group" to carry out the activities of the Tres Dias Movement.
 2. Secuelas

- a. That local Secretariat sponsor regularly scheduled Secuelas; preferably at least once each month.
- b. That each Secuela include an opportunity for Pescadores to participate in the form of Reunion Group known as the "Floating Reunion Group."
- c. That each Secuela includes a "Fourth Day Talk".

4.0 The Essentials of the Local Secretariat Organization

The function of the local Secretariat is to conduct an effective program in accordance with the Tres Dias Method. Each local Secretariat must have a document, approved by its membership, describing its structure and operating procedures. The members of a local Secretariat must have completed a TRES Dias weekend or a similar experience recognized by Tres Dias. All Pescadores of the TRES DIAS community whom the local Secretariat claims to represent must be eligible to serve as voting members and officers of the secretariat, providing they agree to meet, uphold and follow the qualifications as outlined in the local community's Constitution and By-laws. The local Secretariat have a plan for the periodic election of new members. The local Secretariat must be the sole sponsor of a Tres Dias Weekend held in its community. Each local Secretariat must sponsor at least two (2) TRES DIAS Weekends each year. For the purposes of chartering, this requirement may be waived by TRES DIAS.

¹ Although the three-days are referred to as "The Weekend" the three days of the "Tres Dias Weekend" need not include Saturday and/or Sunday. The "TRES DIAS Weekend" may be held on any three consecutive days of the week.

² Adapted from TRES DIAS, NOTES ON METHOD, STRUCTURE AND DYNAMIC March 1974.

THE ESSENTIALS OF TRES DIAS

RATIFIED: JULY 1980, POUGHKEEPSIE, NEW YORK

REVISED: OCTOBER 1984; JANUARY 1986; JANUARY 1993; OCTOBER 1994, JULY 1996, JULY 2005, JULY 2012

© COPYRIGHT 2012 BY TRES DIAS, INC.

Tres Dias of Southeast Tennessee Professor Debriefing Form

Weekend # _____ (Men _____ Women _____)

_____ Professor Name _____

What was your overall impression of the weekend and team meetings?

Please list any areas that, in your opinion, need improvement.

Please describe any elements of the weekend that you feel were new or particularly successful.

Did you have any problems with any particular team members? (Please elaborate on the problem)

Please describe any outstanding efforts or actions by team members in your area.

Describe anything that could be done to help professors on future weekends.


Please provide any other comments you may have.

Please return this form to the Assistant Head Cha at the end of the weekend; your duty is not complete until this form is turned in.

TRES DIAS OF SOUTHEAST TENNESSEE

STUDY PROFESSOR TEAM BOOK

Welcome to Christ's team. Whether this is your first team experience or one of many, it is the prayer of this community that it will assist you in developing a closer walk with our Lord and Savior, Jesus Christ.



ABOUT THIS BOOK

1. This book is used by men and women
 - Male pronouns (he, him his, etc.) are a convention of convenience and are understood to mean both male and female.
2. This book is intended to HELP
 - Please forgive its failings
 - Please help improve it by emailing your suggestions to your respective Leader's Person
3. This material is based on the Tres Dias International "Tres Dias Team Guide for Team Members" copyrighted 2005 by Tres Dias, Incorporated.
4. Please complete the Professor Debriefing Form at the end of this book and give it to the Assistant Head Cha at the completion of the weekend.

De Colores,
Your TDSETN Secretariat

TABLE OF CONTENTS

SECTION ONE

Professor Training Notes	Page 3
--------------------------	--------

SECTION TWO

Purpose of the Rollo	Page 6
Outline of the Rollo	Page 7
Commentary on the Rollo	Page 8

SECTION THREE

What is a Table Leader	Page 12
Brief Overview of All Rollos	Page 13
Planning/Preparing/Giving a Rollo	Page 14
Service Cards	Page 18

SECTION FOUR

The Relationship of the Talks	Page 19
Team Building	Page 25

SECTION FIVE

Tres Dias Essentials	Page 27
----------------------	---------

Professor Training – Speaking and Silent

Topics Covered:

1. **What is a professor?**
2. **What are the duties and responsibilities?**
3. **How shall a professor act?**
4. **What problems may I encounter? What are some techniques for handling these problems?**
5. **What are some common mistakes to be aware of?**
6. **What is a commitment/service card?**
7. **Writing a Rollo or talk.**

1. What is a professor?

- Another name for professor is table leader. You lead and guide the candidates through the material presented over the three days. This is a leadership position.
- There are two (2) professors at each table, one (1) experienced (dominant) and one (1) inexperienced. Six (6) of the 12 professors are experienced, i.e. they have served as a professor previously.
- Either position can be speaking or silent. There are nine (9) speaking professors and three (3) silent professors. You are there to share your wisdom and your relationship with Christ to others.

2. What are the duties and responsibilities?

- The primary duty of a professor is to be a servant and to love.
- The name “silent” professor can be misleading. The duties and responsibilities are the same at the table whether you are giving a Rollo or not.
- Pray for the team, candidates and your table.
- Study the structure of Tres Dias, and learn the key points of all the Rollos so you may easily lead and guide your table through the material.
- Study commitment/service card explanations in professor book in preparation to direct your table.

3. How shall a professor act?

- The key is to be a good example. You must set a good example for the candidates to follow. You will be a demonstration of obedience.
- Be the first to answer the bell and be on time in the Rollo room, chapel and meals.
- Take notes for all the talks. Do not stop taking notes even after being revealed.
- Be a good listener, only talk when necessary. If no one starts a discussion, then ask a question on the subject to the table in general, or to a specific candidate. Ask something that requires more than a “yes” or “no” answer.
- Your job is not to make the candidates “get it”, but to demonstrate the love and grace of God to them.
- Silent professors do not remain silent. This can be a distraction to the table throughout the weekend.
- Make sure that both professors do not leave the table at the same time. This will help keep discussions on track.

- **Be yourself.** God chose you because of who you are: your personality and experiences. Be the same before you are revealed as you are after you are revealed. Remember your intent is to share and instill love and trust in the candidates, not to deceive.
- **Be honest and truthful.** Answer all questions when asked, however, don't volunteer too much information. Once revealed, there is a tendency to focus on you and look to you for all the answers. This defeats the purpose of table discussions. In this case, try to answer their questions with a question.
- If you need to talk to the Rector or teammates, please don't whisper or make it appear that you are trying to hide something, or keep something from the table.
- First day at the table may be the hardest because you don't know how your table will react. Even though you may not know it, you are being watched by the candidates, and are a direct influence on their attitude and receptiveness. Again set a good example.
- Second day there is usually more sharing, however, be prepared that you might have to share personally first. Make every effort to keep the discussion on the subject. Again, be a good listener and show concern.
- Third day it is again important to keep table discussions on the subject. This is also a good time to clear up and emphasize any points from the weekend that need to be revisited.

4. **What problems may I encounter? What are some techniques for handling these problems?**

- You may have some that like to talk too much. You may slow them down by asking a difficult question. It is best to listen at first, then, when you get a chance, thank them and ask the table what they think.
- You may have some that don't talk much. They may be timid, insecure or just taking it all in. Don't pressure these people into speaking. Try to draw them in to feeling like part of the group by asking them "yes" or "no" questions and then express your agreement with them.
- You may have some that are aggressive or argumentative. Don't let them upset you or the table. Try to find some value in what they say and emphasize this and move on. Asking questions is the suggested method of directing the table.
- Sometimes there may be a role reversal in the candidates as the weekend progresses. The quiet ones will talk and the talkative ones will be quiet.

5. **What are some common mistakes to be aware of?**

- You may talk too much at your table.
- Not listening can lead to not being aware of what is happening at your table, or on the weekend.
- Get the names of your table right and pronounce them right. This can mean a lot.
- Do not try to do excessive amounts of palanca on the weekend – complete it before you leave home.
- Never bring up negatives and always accentuate the positive.
- Never lie to or deceive anyone. Answer all questions when asked, however don't volunteer too much information.

6. **What is a commitment/service card?**

- This card is to assist you in continuing to grow in Christ.
- Further explanation is in your professor book and in team section meetings. Please study.
- Emphasize at your table that these are only guidelines. These cards are by no means Tres Dias “rules” that have to be followed.
- Please recommend to the candidates to be realistic in their times as they make commitments. It may be helpful to have your own card on the weekend, and share your own personal experiences.

7. **Writing a Rollo or talk.**

- Spend time in prayer before writing the first word. God already has the talk for you if you are prepared to listen to Him.
- Read the outline and the summary carefully.
- The “write-downs” to be included in the talk are the actual outline. Do not omit or change any part of the outline. All points must be covered.
- It is **not** recommended that you read talks previously given on a weekend. Your talk should be unique to this weekend. You may use parts of the outline summary in your Rollo if you want to.
- The talk must not exceed the time limit of 30 minutes – including your song. Piety time limit is 45 minutes.
- The outline is only the skeleton. Include personal sharing that emphasizes the talk you are giving. (If your sharing is primarily on action, but your talk is on study, it is not relevant) Ask God what He wants you to share.
- If the talk includes something about another person, (including your spouse or ex-spouse) please ask that person’s permission to share. If they say no, then do not include it in your talk. God will honor your obedience.
- Have your talk completed to turn into the Rector at least one week prior to the first team meeting or the date requested by the Rector. You should email your talk to the rector by that date. The rector will forward your talk to the Backup Rector and the Secretariat Leaders Person to review. The Rector will assign you a practice talk date at the team meetings. The team will hear and critique all the Rollos that will be presented on the weekend. The Rector will give you feedback from your practice talk.
- Do not change your talk after approval from the Rector. Do not change your talk on the weekend without approval of the Rector.
- As you read over your completed talk, ask yourself if it gives the listener the vision of the talk as presented in the outline summary.
- Become very familiar with your talk – practice.
- Write out everything you plan on saying.
- It is suggested that you do not bind or staple the pages, but simply slide the pages over on the podium. Be sure to number the pages.

STUDY

PURPOSE AND SITUATION OF THE ROLLO

Study is the first rollo of the second day. The principal appeal of this rollo is to the intellect; it should include some personal examples of study. However, this is not meant to be a rollo which is heavy in witness.

The rollo should build upon previous rollos, especially the **Ideals**, **Grace**, and **Piety** rollos. For example, we were told in the **Ideals** rollo that we needed to have one or more ideals in life. In the **Grace** rollo, God's plan for salvation was explained and it was pointed out that for Christians, the way Jesus Christ lived His life is the ideal for us to follow. In the **Piety** rollo, it was conveyed that living a life in piety (pious life) is our response to God's love for us through Jesus Christ...and something we should strive to achieve. Now in this **Study** rollo, it should be communicated that one way to learn how to live a life in piety is to study the Holy Bible. This is the first and best source of information to learn more about what God has revealed, and accordingly, how we might please Him.

Study is a way to grow, change, and mature in our Christianity. When studying the Bible, the Christian brings his/her whole self to see life from the perspective of a person who has faith in God and for the purpose of discerning God's plan for his/her life.

While the rollista is primarily responsible for a list of suggested reading materials, it may be well to receive recommendations from the rector, spiritual directors, and other team members. If your local community uses a book table, consult with the Secretariat leadership for standards and guidelines for items which may be on the "book table". At a minimum to be included on the "book table" --- should be several translations of the Bible, Bible commentaries, Bible Handbooks, and Bible dictionaries. Optional books which may be included on the "book table" (subject to local guidelines) are Christian classics, current Christian novels, biographies of Christians, diaries and/or journals of Christians, hymnbooks, Christian poems, books on Christian living, etc. Christian newspapers and magazines may also be included, as well as Christian CD's and tapes. Finally, a listing of local Christian radio stations and Christian TV programs may be helpful, especially to new Christians.

It is important to provide to the rector and the spiritual directors before the Weekend, a list of all selected materials and other items planned to be included on the "book table".

Time objective: Should not exceed 30 minutes

STUDY

OUTLINE

I. INTRODUCTION

- Definition of Study: Study is bringing the whole self to the task of learning.

II. WHY STUDY?

- A. To know God
- B. To learn if we have misconceptions
- C. To know ourselves
- D. To know God's purpose for our lives
- E. To learn how to handle life's problems

III. WHAT DOES IT TAKE TO STUDY?

- A. Overcoming obstacles - laziness, busyness and pride
- B. Developing good habits, including prayer
 - Desire
 - Discipline
 - Determination
- C. Resources:
 - The Bible
 - Other written, spoken or visual

IV. WHAT ARE THE RESULTS OF STUDY?

- A. Faith is strengthened
- B. Actions are God-directed
- C. It is a means to holiness/piety
- D. It assures us of God's purpose for our life

V. CONCLUSION

- A. Piety is reinforced by study.
- B. Study without Piety may become merely an intellectual exercise.

(The second leg of the Christian life tripod should be inserted at the beginning, during or at the end of the rollo.)

STUDY

COMMENTARY ON THE OUTLINE

(This material is intended as a study aid for the Rollista. It is **not** intended to be the rollo.)

I. INTRODUCTION

This rollo should begin with a definition of study which according to the dictionary is:

- **“the acquiring of knowledge, as by reading, etc.; careful examination of a subject; treating a subject in great detail; earnest effort or deep thought.”**

Study is bringing the whole self to the task of learning. For a Christian to study, we need to use all of our senses, including the intellect, so that we may keep on growing in our ability to know and do God’s will, as it is revealed in Jesus Christ. In Matt. 22:36 and 37 (NIV), we read: *“Teacher, which is the greatest commandment in the law?” Jesus replied; “Love the Lord your God with all your heart and with all your soul and with all your mind.”*

The rollista should emphasize to the candidates the **“all your mind”** part. This is especially important since when we love the Lord our God with all of our mind, we will use our mind to study God’s Word, the Holy Bible.

II. WHY STUDY?

- A. The first reason for Christians to study is to seek **to know God** more fully as Creator, Redeemer, Sustainer, and Friend. So, we study His Word to know Him better.
- B. The second reason to study is **to learn if we have misconceptions** regarding who God is, what He has done and is doing, and about our relationship with Him.
- C. A third reason to study is to come **to know ourselves** as God’s special creation; to understand that He wants us to live a life of piety and to better understand how we might achieve that ideal.
- D. Another reason a Christian should study is **to know God’s purpose** for our life. In studying, we learn to see the world as the object of God’s love and as His gift to us. We also learn to draw closer to Christ in our daily discipleship.
- E. Yet another reason to study is **to learn how to handle life’s problems**. The best solutions come when, as we are told in Luke 11:9, we have learned to ask, seek and knock. For unless we seek God’s advise about our problems, He will not force Himself upon us.

III. WHAT DOES IT TAKE TO STUDY?

- A. Before being able to study, we need to overcome the obstacles of laziness, busyness and pride.
- B. In order to study well, we first need to pray for help in developing the good habits of desire, discipline, and determination; **the three D's**.
 - **Desire:** While some are eager to study; others need to ask God to give them the motivation. Once the desire is in us, the remaining habits come easier. Some of us will find the desire to study will come naturally, as we move into the areas of piety and action; such may be the case, for example, with a hunter as he realizes the need to learn more after going hunting for the first time or with a traveler when he or she is planning a trip into unfamiliar territory. The point is, the rollista should emphasize that the process of (Christian) study is a natural progression following living a life of piety; study should not be viewed as a laborious task, but rather as a real hunger to learn more about God and His love for us.
 - **Discipline:** The world has many distractions which can keep us from fully knowing God. Find the proper time and place each day when you can devote your full time and attention to the personal study of God's Word. We need to be studying His Word, praying to discern His will for us, and observing Him at work in the world. In other words, our daily lives need to be totally focused on God.
 - **Determination:** We need to be unwavering in our determination to learn what God wants to teach us. Knowing our Christian faith touches every aspect of our lives; we must be willing to learn that which can be applied to our lives and keep searching for new truths from God. Thus, study keeps us open to God's possibilities and opportunities.

C. Resources

- **The Bible:** The Holy Bible should be the primary resource for our study in learning how to live a Christian life. It has sometimes been lovingly referred to as: "The Manufacturer's Handbook". Study of the Bible should be accomplished both through personal and group situations; a specific time should be set aside each day for our personal study.
- **Other Written, Spoken or Visual:** Multiple other resources include: Devotionals, Christian books and magazines, CD's and tapes (both of the Bible and of Christian songs), Christian films, Christian radio stations and Christian TV programs and discussions with other Christians. In addition, God's creation is visible all around us; so we are being awakened to His truth as we see, hear, taste, smell, and touch the world He created.

IV. WHAT ARE THE RESULTS OF STUDY?

- A. Through study, **our faith is strengthened** and our piety nurtured. As we apply ourselves to learning more about God, we are confirmed in our Christian beliefs and grow in our Christianity by accepting broader concepts which challenge our former thinking. We become more open to change and

growth as a result of study and maturity in our Christianity.

- B. Our Christian actions are influenced by learning what God wants us to do – our **actions are God directed**. Study is not an end unto itself; rather, it is a means to live the Christian life in all of its fullness. To live the Christian ideal, i.e., to direct one's whole life to Christ, requires a conversion of mind and heart.
- C. Study is a **means to holiness/piety** in that it increases our sense of devotion and belonging to God, while allowing the Holy Spirit to reorder our lives in relationship to Jesus Christ and the example He established and provided.
- D. The Holy Spirit, through study, **assures us of God's purpose for our life**. In reading and studying His Word, sharing in it with our Christian friends, and using the many Christian resources available to us, we can see how God guides our lives and shows us His plans and the part He wants us to play in them.

V. CONCLUSION

When studying, it is appropriate to spend most of your time on the “best” books; the Holy Bible is the very best one of all.

Study gives direction and growth to our Christian maturity by helping us to discern the will of God in our lives.

As we learn more about piety and study, we will realize how they work together. The desire to study grows out of piety; likewise, **piety is reinforced by study**. **Study without piety may become merely an intellectual exercise**. Together, piety and study form the focus for a Christian's actions.

(The second leg of Christian life tripod/stool should be inserted at the beginning, during, or at the end of the rollo)

Time objective: Should not exceed 30 minutes

Note to the rollista: *There is far more subject matter in this “**Commentary...**” than is required to meet the time objective of the rollo. While it is necessary to speak very briefly on each item listed in the outline, be careful to select for expansion, only those items for which you have something significant to contribute - - usually through personal experience. Remember, the more important part of the Weekend will occur during table discussions than what participants will learn or remember from hearing the rollo. The rollo is meant more to spark ideas for the table discussions than it is meant to be instructive.*

STUDY

BIBLE REFERENCES

(These Bible references are included here to help the rollista understand some of the biblical background of the rollo. The list is neither complete nor is it intended to become part of the rollo. Read the references and listen for the Word of God.)

Rom.	15:4	The Scriptures were written to teach
I Timothy	4:13	Reading of the Scriptures
2 Timothy	3: 14-17	Knowing the Scriptures
Rev.	1:3	Joy to those who read the Scriptures
Acts	17:1 lb	Search the Scriptures daily
1 Peter	3:15	And always be prepared to explain the difference Jesus has made
Jeremiah	9:24	God delights in our knowing Him
John	15:7	Abide in Christ and His Word
	8:32, 33	Continue in His Word and experience freedom
	14:15, 21-24	Love for Jesus is expressed in obedience to His Word
Joshua	1:8	Meditate on the Word
Psalms	1:1-3	Walk in His Word and meditate on it
Psalms	119:9,11	Memorize and live the Word
James	1:22-25	Receive and do the Word

What is a Table Leader?

Those team members who sit at the tables are called table leaders. Some of them may also give rollos (rollistas). (In some communities, table leaders are referred to as “professors” and “silent professors”).

During the team meetings, the table leaders, especially those who are not giving rollos, have a great opportunity to observe the unity and wholeness of the team as it develops. The rector is managing the Weekend; the auxiliaries (Chas) are supporting the physical needs of the team meeting and planning to meet the needs of those who will be attending the Weekend; the rollistas are concentrating on their rollos. Consequently, the table leaders are the ones who are free of other responsibilities and who frequently can supply the insight and support which can help bring the team together as one body, in unity of purpose, under Christ.

During team meetings, while every team member is important to the critiquing process, table leaders (and ex-rectors or others who have previously given a certain rollo) are especially key in the important task of rollo critiquing. They are ideally placed to focus on the rollo outlines and the flow of the Weekend. During the Weekend, knowing the content of the rollo, they should use that knowledge to aid in the table discussion.

Once the Weekend begins, the task of the table leader is to unite those at the table to which they have been assigned. Table leaders need to be especially available to the candidates assigned to their tables. The candidates at the table, the Weekend’s little Reunion Group, are the object of the table leaders’ special attention and affection.

During the Weekend, the most important interaction occurs at the tables. This is the first time many of the candidates will have had experience in a small reunion group. In this group, they often learn to share openly and honestly about their lives. It is also where they frequently laugh, cry and pray together and develop a trust relationship which often lasts long after the Weekend has ended.

Brief Overview of the Rollos

The IDEALS rollo is designed to start us thinking about the purpose and plan for our lives. It encourages us to set goals that are lofty and attainable. That our lives change and so do our ideals.

The GRACE rollo shows us that God can enable us by His grace to overcome all our fears about failures and achieve any God given ideals.

The CHURCH rollo shows how we each need to be an active part in our church; to fulfill our roll in the body of Christ.

The HOLY SPIRIT rollo begins to show us just how much Jesus loves us and that through the power of the Holy Spirit we can become more than we are.

The PIETY rollo begins to open our hearts to a new perspective of our life...directing it entirely, on purpose, to God and His kingdom work.

The STUDY rollo shows us the importance of knowing God's word in order to live a life of piety. How can we live in victory if we don't have the weapons to fight the good fight? This talk should make us see the beauty and value of knowing God through His Word.

The SACRED MOMENTS OF GRACE rollo takes us to the foot of the cross to see just how much Jesus loves us and the high value He places on each of us. This is the time for self examination to make sure we have a salvation relationship with Christ.

The ACTION rollo challenges us to take our faith and our hope out into the world around us. Not just to be laymen in the church but everywhere we are. To show us that action does not have to be big things, but a life lived to God's glory.

The OBSTACLES TO GRACE rollo shows us the truth about the struggle involved in our daily walk of piety, study and action. The enemy will not leave us alone if we are determined to follow Christ.

The LEADERS rollo calls us to a higher level of thinking...that we are actually to be leaders. Not just someone who takes action but someone who leads others to take action. We can do all things through Christ.

The ENVIRONMENTS rollo then reminds us that we will be going home, back into our own unique environment. God has placed us there to be Jesus with skin on to our little world...home, work, play, church and community.

The LIFE IN GRACE tells us more about walking out the truths we have learned during the weekend. It can all be done.

The CCIA (CHRISTIAN COMMUNITY IN ACTION) rollo reminds us that we are not lone rangers. There are many Christian communities that we belong to...church, Tres Dias, bible study, Sunday school, young life....and a group effort can make an immeasurable difference.

The REUNION GROUPS rollo offers reunion groups as an additional means of enhancing a personal relationship with Christ.

The LIVING IN THE FOURTH DAY rollo gives new information regarding tools to help the new Pescadores in their new life journey...reunion groups, Secuelas, working weekends. It also cautions them about returning to their environments with a "know it all attitude." It gives them direction in beginning their fourth day.

HOW TO PLAN, PREPARE, AND GIVE A ROLLO

On a Tres Dias Weekend, a rollo should be a concise, well prepared and critiqued talk containing a balance of teaching and witness. As a rollista, your goal is to strive for brevity and balance in your rollo. The rector for the Weekend, and others in the community who are involved in team selection, see this potential in you.

You are urged to study this section with even more diligence because each Weekend is new and different.

BEFORE YOU START

1. Pray! Prayer will focus your heart and mind upon the task God has established for you in the context of this Tres Dias Weekend. Ask yourself “Why has God chosen me for this talk?”
2. Read carefully, the section on the *“Relationship of the Talks.”* If you are assigned to present the *“Ideals”* Rollo, don’t write it in such a fashion that it has any heartrending witness, as might the *“Piety”* Rollo.
3. Before you begin to prepare your Rollo, read the sections that deal with the *“Purpose and Situation”*, *“The Outline”*, and *“The Commentary on the Outline”* for your own rollo.
4. Read the Scriptures indicated in the *“Bible References”* section for the rollo. These are included to stimulate your understanding of the Christian teaching embodied in the rollo. They need not become part of the rollo, though they may be used as you deem appropriate for the rollo.
5. Ask your rector the following questions.
 - Will I be assigned a mentor to assist me with the writing of the rollo? (frequently done for a first-time rollista)
 - Should I show a written draft of the rollo to you or to a mentor you will assign to me before it is presented for critiquing by the entire team? (Frequently done for a first-time rollista)
 - At which team meeting is the rollo to be critiqued by the entire team?
 - Are there other responsibilities in addition to preparing and delivering the rollo? (e.g., any suggested table discussion questions, references for a Weekend book list, which might be required if the *“Study”* Rollo is the one being assigned, etc.)

If you have taken the suggestions presented in the above paragraphs seriously, you may feel overwhelmed. You may want to say far more than could possibly fit within the time constraints of the rollo. The *“Commentary on the Outline”* often includes much more ideas and material than can be used in the rollo; also, the material in the *“Commentary...”* is **not** to be used and presented verbatim. While you may use the ideas, the words should be your own. Remember that many others have done this rollo before you. So, count this abundance as a blessing and thank God for it. Prayerfully select the choicest fruits from the harvest before you. Remember, **the outline is just a skeleton.** The sinews, flesh, skin and blood needs to be put there by you. However, the Holy Spirit will breathe life into the rollo (Ezekiel 37), if you will only surrender to Jesus and ask for His assistance as you step to the podium to present the talk.

THE FIRST DRAFT

Some rollistas may have difficulty producing the first draft of their rollo. While there are many good books on the subject, a highly recommended approach is to quickly capture your own first thoughts. Let your ideas flow; get something down on paper (or on the computer). At this juncture, it is not important to have everything in the proper order. Look at the *Outline* and select a point; begin to capture and record those thoughts. Forget, at least for the moment, about grammar, punctuation and formatting; those details can be done later.

Since you are required to include the topics listed in the rollo “*Outline*” in this *Guide*, start preparing your rollo from that outline. Use examples from your own experience and heritage to expand the basic outline. The candidates need to hear about the real you in the rollo. If you have any concerns or problem with the required material, speak with the rector. The rector will either answer your concerns/questions or refer you to someone who can assist you.

If the rollo is to contain your personal testimony, include it in the outline. Many first-time rollistas have never before witnessed to the power of Christ in their lives. They may have difficulty including a personal testimony appropriate to the subject of the rollo or, they may have difficulty keeping the rollo within reasonable time limits. Remember that the candidates may also find personal testimony just as difficult to listen to as it is for you to speak it; so be sensitive to them when you prepare your rollo. Furthermore, delivering a rollo is not a time to preach on some current heated political or religious subject which you may have on your heart. That is not to say such a subject is not important to you or to Christ’s church; however, a Tres Dias Weekend is not the place to preach on this type of subject. Any discussion of current controversial issues, if brought up at all, should be a small part of your rollo and should flow naturally as a part of your personal witness. Neither should any such issues be presented in a way which would be judgmental; that is up to God.

DELIVERY

While some persons may prefer to speak from an outline and others prefer to speak from a script, on a Tres Dias Weekend, **the rollo be must be written out.** This will be most helpful in keeping to the appropriate time allowed for the rollo; furthermore, having a script is essential during the critiquing process. If someone wants to comment on something you said, it is almost impossible to refer you to that point if the rollo is not written out. Nevertheless, you will want to make two basic decisions regarding delivery; they are:

- Shall you write out the rollo and read it (being careful not to deliver it in a dull, monotonous tone); or
- Shall you write out the rollo and memorize it, referring to the pre-written script only when needed, if you forget where you are in the rollo.

If you plan to quote from books or other resources during your rollo, you need to decide (possibly in conjunction with the rector), how they are to be handled. They may be read from the source, copied into the text of the rollo and read from there, paraphrased, or

shown on some type of visual aid, such as a projection system. The important thing about references is that they should be appropriate to the rollo; candidates must be able to tell when you are beginning and ending a quotation. Furthermore, quotations should not be too long. Remember that it is your rollo; it doesn't belong to the writer of some book from which you are quoting.

In Southeast Tennessee use the concept of "write-downs" to help the candidates remember important points within the rollo. Consider the outline point itself as the write down. If you do want to amplify the point, it should be brief.

We now use PowerPoint to project visuals containing the rollo outline. The important factor is that the points listed be the ones which you want emphasized for the team and candidates to record in their notes and to be used during the rollo discussion time.

THE CRITIQUE

At some point before the Weekend, you will be asked to present your completed rollo to be critiqued by the entire team. Lay members and spiritual directors alike need to have their rollo's critiqued by the entire team. There are several important reasons for this review:

- It provides the team with an opportunity to affirm you and your role on the Weekend;
- It provides a way of assuring that your rollo supports the Tres Dias method and the Weekend;
- It provides a target date for the completion of the rollo;
- It allows the rollistas whose rollo comes before you in the Weekend schedule to know what you will be saying, and for the rollistas who follow you to hear and build upon what you said;
- It helps to assure that one rollista will not contradict another;
- It permits the rector to time the rollo and assure that it is the proper length;
- It permits candor and openness within the team, thus, building community;
- It demonstrates that neither clergy nor lay team members are elevated to a higher level and helps to assure that their rollos are compatible with each others; and,
- Finally, because the fifteen segments are just part of one message, they must fit together naturally, like the pieces of a puzzle. What the candidates should see is a beautiful tapestry consisting of fifteen rollos and five meditations woven together with scarlet thread. This can only be accomplished if all of the rollos are critiqued by the entire team.

If some changes are recommended, carefully consider them, particularly if suggested by multiple sources. If the rector asks you to make changes, prayerfully consider them, if necessary, discuss them with the rector and revise your rollo as necessary. If as a result of the critique, your rollo changes, it IS IMPERATIVE you show the rector your revised rollo! The rector will undoubtedly want to have a copy of this revised rollo. The changes will probably cause no problem for the rector; but they may affect references to it in subsequent rollos. In rare cases, the rollo may need to be critiqued again by the team. However, that is unlikely if you have a mentor who is assisting you with the rollo.

Your rollo has been critiqued and the world hasn't collapsed around you. In fact, you have likely been drawn closer to your fellow team members because you have made yourself vulnerable when delivering your rollo - - - and others have made themselves vulnerable by critiquing it in love. Set the rollo aside for a time. Pray about it. Make the changes you and the rector (if he/she has so indicated) have decided to make. Then, several days before the Weekend, re-read it several times. If possible, practice giving it in front of a mirror so you can see yourself and any hand motions or other visual aids you may use. Frequent smiles are good; not only now, but especially during the Weekend when presenting the rollo.

Time yourself to make certain you are within the time constraints allowed for the rollo (especially if you are giving write-downs and must allow time for the team and candidates to write them). It almost always takes longer to present the rollo on the Weekend than it does during your practice sessions. If necessary, cut the content to be within the allowed time. Produce a final draft that is easy for you to read and speak from on the Weekend. If your community uses visual aids (such as projection of the outline, etc.), provide a copy of the rollo, along with appropriate visuals, to the person who will be the projectionist. Give a copy to the rector. Now, you can relax!



THE TRES DIAS WEEKEND

During the Weekend, allow God to work through your rollo (the instrument He has helped you prepare). It has been honed and refined through prayer, meditation, sharing and critiquing. Your greatest temptation will be to tamper with it since you may believe you can make it even better. Perhaps you can; but it is recommended you do not alter it much more. Through the grace of God, what you have will be usable and will undoubtedly speak to many candidates --- and most likely to many team members on the Weekend as well. They will hear it in grace; God will use it to bless them.

If you have time before you are to present the rollo, read through it one more time so the thoughts are fresh in your mind. Now is not the time to make any more changes. Present what you have, trusting that the Lord has helped you write it. Be in prayer and ask another member of the team to pray with you before delivery of the rollo on the Weekend. The Lord will certainly bless you and those who hear the rollo.

Remember to smile frequently, as though indicating you are actually enjoying standing there in front of the candidates and team, sharing what God has given you. He will provide you with the strength to get through it. When you have completed your presentation, you will actually feel quite good about what you and the Lord accomplished together!

The Service Card/Growth Guide

ORDER OF REUNION	ACTION	
<p>Come Holy Spirit, fill the hearts of your faithful and kindle them in the fire of your love.</p> <p>Send forth Your Spirit and they shall be created.</p> <p>Response: And You shall renew the face of the earth.</p> <p>Let us pray; O God, Who by the light of the Holy Spirit instructs the hearts of the faithful, grant that by the same Holy Spirit we may be truly wise and ever enjoy His consolations.</p> <p>Through Christ our Lord, Amen.</p> <p>Our Father . . . Glory Be . . .</p>	<p>4. What discipleship success did the Lord accomplish through you:</p> <p>in your family</p> <p>in your work</p> <p>in your environment?</p> <p>5. With what failure have you been tested</p> <p>in your family</p> <p>in our work</p> <p>in your environment?</p> <p>6. How did you fulfill last week's plan?</p> <p>What are you planning for next week?</p> <p>7. Activities of the group?</p> <p>8. A prayer for those who have not fulfilled their commitments.</p> <p>(If one of the members of the group is missing, say a prayer for him.)</p>	
<p>PIETY</p> <p>1. With what spiritual aids have you nourished your vital union with Christ this week?</p> <p>2. What was the moment in which you felt closest to Christ?</p>	<p>PRAYER OF THANKSGIVING</p> <p>We give thanks, Almighty, God for all the benefits You have given us. You Who live and reign forever and ever.</p> <p>Amen.</p>	<p>Name: </p> <p>Table: </p>
<p>STUDY</p> <p>3. What have you done to understand better the gift of God?</p>		

YOUR PIETY	YOUR STUDY	YOUR ACTION
<p><i>"Without Me you can do nothing."</i></p> <p>Morning Offering</p> <p>Personal Prayer Period</p> <p>Worship</p> <p>Communion</p> <p>Helping Another</p> <p>Altar Visits</p> <p>Examination of Conscience</p> <p>Spiritual Direction</p> <p>Always consult with your</p>	<p><i>"If you only understood the gift of God! . . ."</i></p> <p>Bible Reading</p> <p>Reading books of formation, following the advice of your pastor</p> <p>Don't be satisfied with reading good book; read the best.</p> <p>Heavenly Father about your piety,</p>	<p><i>"I will make you fishers of men."</i></p> <p>What have you done during the week to extend the kingdom of God. . . .</p> <p>In your family</p> <p>In your profession</p> <p>In your environment</p> <p>In your church</p> <p>In your group</p> <p>In your sequela</p> <p>your study, and your action.</p>

THE RELATIONSHIP OF THE TALKS

The relationship of the talks given on a Tres Dias is both important and unique. To a large degree, the talks present the message and form the character of the Weekend. Given by persons from various denominations and congregations, they also help to give an ecumenical flavor to a Tres Dias Weekend. Most important, the talks help stir in one's mind, questions to ponder during table discussions and often, even into their Fourth Day.

There are three types of talks presented during a Tres Dias:

Five clergy meditations:

KNOW YOURSELF
THE PRODIGAL SON
THE THREE GLANCES OF CHRIST
THE FIGURE OF CHRIST
CHRIST'S MESSAGE TO THE PESCADORE

Five clergy rollos:

GRACE
THE HOLY SPIRIT
SACRED MOMENTS OF GRACE
OBSTACLES TO GRACE
LIFE IN GRACE

Ten lay rollos:

IDEALS
THE CHURCH
PIETY
STUDY
ACTION
LEADERS
ENVIRONMENTS
CHRISTIAN COMMUNITY TN ACTION
REUNION GROUPS
LIVING THE FOURTH DAY

The inter-relationship of these talks is a key to the dynamics of the three days. Their progression prepares the candidates for their Fourth Day. Tres Dias recognizes this importance and prescribes the order and content of the talks in ***"The Tres Dias Essentials"***. These ***"...Essentials,"*** differentiate between the lay and clergy talks. In reality, it is as though there is only one talk given during the Tres Dias, which is divided into twenty segments: some are meditations (5) and some are rollos (15). They build upon each other.

The following observations can be made when studying the relationship of the talks given within the Tres Dias:

- There are an equal number of lay rollos and clergy rollos and meditations;
- On the whole, lay and clergy talks alternate with each other;
- The first talk of each day is a clergy meditation, announcing the theme of the day;
- The last talk of each day is a lay rollo given by a rollista whose life is a witness to the message.

Tres Dias is a cooperative ministry between laity and clergy and shows that this relationship can work on the Weekend and in the Fourth Day. On the first evening, the meditations indicate the direction for the whole Tres Dias experience. Each morning of the three days, a meditation presents the direction for that day.

TALKS ON THE FIRST EVENING

The first evening contains two meditations which are given by clergy. For the candidates, this is a time of transition from a busy world into the Weekend. It is a time for introspection. It is the threshold to the pilgrimage. The theme of the Weekend is announced in the two meditations: **KNOW YOURSELF** and **THE PRODIGAL SON**.

KNOW YOURSELF invites the candidates to take a candid look at themselves. This meditation invites them to “come to themselves” to identify their potential and their limitations.

THE PRODIGAL SON meditation assures the candidates that, just as the father in the parable loves his two sons, God loves each one of us. He comes toward us with open arms to greet us. In fact, He expects us and has a feast ready for us. (As an option on a Women’s Weekend, the Hosea — Gomer story [Hosea 1-3], or the woman taken in adultery [John 8:1-11] maybe used.)

THE TALKS OF THE THREE DAYS

Each day begins with a meditation, given by clergy, which presents the direction of the day. All rollos for the remainder of the day pursue that direction. The final rollo is given by a lay team member who has made the message of that day a personal living testimony of living the Christian faith. This rollista demonstrates that the message is worthy and workable.

THE TALKS OF THE FIRST DAY

The talks of the first day begin the alternating pattern of lay and clergy presentations, starting with the morning meditation, **THE THREE GLANCES OF CHRIST**, given by clergy. This meditation begins the transition from introspection to a proclamation of Christ. Its message is simple. In the Gospels, three people met Jesus during His ministry and each responded to that meeting in a unique way. On this first day of the Tres Dias, Christ is revealed to the candidates.

The first rollo, **IDEALS**, challenges the candidates to think about their own habits and life situations and prepares the way for the rest of the day - - - and even the rest of the Weekend. Because ideals are basic to life and give direction to our very existence, we need to know what they are. The candidates are left to consider the question: "What are my ideals?" They are also told how they might learn the answer (by contemplating the four questions regarding time, talents, treasures and thoughts).

The second rollo is **GRACE**. Grace is the reality which makes the love of God in Jesus Christ tangible and experiential. Grace provides a bridge by which a Christian answer can be given to the questions raised in the **IDEALS** Rollo. It provides a foundation for the rest of the rollos. These rollos clarify for the candidates that God's gracious offer to us in Jesus Christ can be received personally. When the invitation is issued and the heart is receptive, then a life in grace may begin.

The third rollo speaks to **THE CHURCH**, the assembly of men and women, in all times and places, who are awakening to God's grace in Jesus Christ. We are the church, the people of God. The church is Christ's men and women, laity and clergy working in partnership, who respond to the call of God to live together in grace. The mission of the community is to be active in the world for Jesus' sake.

THE HOLY SPIRIT is the fourth rollo. This rollo teaches that God empowers the church to fulfill its mission. The Holy Spirit brings the church into being, provides the gift of faith, and calls individuals into the church. The Holy Spirit lives in the hearts of believers, guiding, comforting, and strengthening those who have received Jesus Christ into their lives. It is The Holy Spirit who provides the gifts for building up the Body of Christ and for telling the world about God's love. **PALANCA** is introduced during or at the conclusion of this rollo.

What are the results of accepting Christ, of freely receiving God's grace and the gift of faith, and of being empowered by God's Spirit in the fellowship of the church? The fifth rollo, **PIETY**, presents an answer. Piety manifests Christian qualities of life which are Christ-likeness, gratitude, freedom, and maturity. It is a life in grace. This rollo aims to awaken in the candidates, a desire to know Christ better, as they submit their weakness to His strength. It should also clearly present answers to the questions raised in the first rollo of the day, **IDEALS**. More specifically, it should make clear that for the Christian, there are not multiple ideals, but one ideal; and that ideal is that a person must focus his/her life totally and completely toward God!

THE TALKS OF THE SECOND DAY

The pattern of talks begun on the first day is continued on the second day: an alternation of talks by clergy and laity. It begins with a morning meditation on **THE FIGURE OF CHRIST** and includes a recitation of Psalms and prayers from the **Pilgrim's Guide**. This meditation opens the theme of conversion for the day: after we meet and accept Christ in faith, how do we obey Him?

The rollos of the second day, starting with the **STUDY** rollo, show the way. The candidates are taught that we can come to know, trust and obey God in Christ through the written and spoken word of the Bible. Other insights preserved in the writings of

Christian men and women throughout the centuries are also available for our study. In addition, certain modern media are mentioned, which assist us in our Christian study. With prayer as our guide, and through the power of the Holy Spirit, these study aids will teach us to not only know Christ, but to know Him better and want to follow Him.

Reading and study, however, are only part of the answer. We also come to know God in Christ through various other methods which **He** has chosen and provided. In Tres Dias, we refer to them as: **SACRED MOMENTS OF GRACE**. These acts and/or events are known in various traditions as Sacraments, Ordinances, Covenants, Church Rites, Means of Grace, and Signs of Grace. In some traditions, they are not even named; nevertheless, most of them are practiced in the various denominations and churches. This clergy rollo presents these *acts o God* as visible signs of God's presence and power and as a means of grace for our journey from our birth to our physical death. A worship service including the celebration of Holy Communion is conducted during or following this rollo.

The **ACTION** rollo states the truth that we learn to know Christ through the loving acts of His people. This rollo speaks of ***"making a friend, being a friend and bringing our friend to Christ"***. If those listening to this rollo remember nothing else, it is hoped that it would be that phrase. The Holy Spirit leads us in ways that help us bear witness to our faith. Examples are given of how the rollista has influenced others, and how the rollista has been challenged, converted and strengthened by such Christ-directed actions.

There are forces which interfere with or distort our relationship with God. These are discussed in the fourth rollo of the day, **OBSTACLES TO GRACE**. What obstacles hinder the Christian from reaching maturity? They tempt and cause us to stumble every day; they are around and within us. This rollo uncovers some of them so they may be recognized. It also teaches how, with God's help, these obstacles can be overcome.

The final rollo of the second day is **LEADERS**, an expression of our Baptism into Christ. The rollista exemplifies the message of the day. The rollista is familiar with Scripture, and actively involved in living a holy life (Col. 3:1-25). The speaker testifies of a living faith and reveals that each person who accepts God's call is a leader. We are ALL called to be leaders for Christ. Each bears witness to the presence of Christ in their life. The rollo discusses the qualities of a Christian leader. **PIETY**, and the whole of the first day, focused on one's relationship to God. **LEADERS**, and the second day, develops this relationship and stresses how the candidates can come to know Christ better -- and then share Him with others.

THE TALKS OF THE THIRD DAY

The third day, as each of the two previous days, begins with a meditation, **CHRIST'S MESSAGE TO THE PESCADORE**, which sets the course for the day. The message is that He has called each of us to be followers and to be His leaders in all areas of our daily lives. We are to join in Christ's suffering for the world through self-denial --- for the sake of the Risen Christ. It requires working in the Christian community.

The first rollo of the third day concerns the several **ENVIRONMENTS** of a Christian. It observes that if Christians are to be effective in bearing witness to Christ, they must

understand the world in which they live. They should be a positive influence, seeking out individuals to befriend with whom they can share Christ. One way to transform our environment is through person-to-person contacts; in whatever environment we are situated. This work is done with patience, perseverance, prayer and through the power of the Holy Spirit.

The last clergy rollo of the three days is ***LIFE IN GRACE***. It presents the key ways for a Christian to keep in touch with Christ. In addition to the experience of the Weekend, it offers a practical program of spiritual growth. Study of the Bible, prayer, and frequently availing oneself of Holy Communion are primary means for sustaining the life in grace. A life in grace is maintained through finding peace, purpose and power in Christ. The Spiritual Director's own reflections of the Weekend and his personal testimony may be given in this rollo.

The next rollo is ***CHRISTIAN COMMUNITY IN ACTION***. This rollo further develops the implications of the ***ACTION*** rollo, which dealt with actions of individuals. This rollo deals with community action, both in its inner life and outer witness. First, there are some projects so massive (large crusades, for example) they can only be done by, or within, a Christian community. Second, it is important for the spiritual growth of each individual, that they receive training and equipping from the Christian community. The rollo discusses how the Christian community nurtures, trains and equips its members and thereby provides spiritual nourishment for itself. Its conclusion: the Christian community, with Christ as its Head, is always greater than the sum of its parts.

REUNION GROUPS first presents a brief summary of the previous rollos of the Weekend. It is recommended that this recap be given word for word from item I. A. of the *"Commentary on the Outline"*, in order to be concise and consistent regarding the message of each rollo. It emphasizes the need to remain in community. Whereas the previous two rollos speak about community in the larger sense of the church, this rollo presents the need for candidates to receive nurture from, and to be active in, a small group. It explains the elements of a successful reunion group, as well as the dynamics of reunion groups. It also introduces the Secuela. This rollo presents reunion groups as a powerful method for helping to sustain a Christian life. Also helpful is to reinforce the message of the ***ACTION*** rollo (**"Make a Friend, Be a Friend and Bring a Friend to Christ"**), considering that the reunion group is a good place to bring unsaved persons and/or other potential future candidates for a Tres Dias.

As with the last rollo of each of the previous days, the ***LIVING THE FOURTH DAY*** rollo, given by the rector, gathers up the message of the day. Because this is the last rollo of the three days, the rector seeks to exemplify not only the message of the day, but also of the whole Weekend. The rollo presents the Fourth Day as the rest of the Christian's life. It sets forth the need and the ways to be constantly attuned to Christ's spirit and will. The underlying tone of the rollo is to persevere.

Further, the rollista speaks about how things in the outside world have not changed much from what they were when the candidates left their home and/or work on the first evening of the Weekend. The candidates are reminded to be considerate of those whom they left behind when coming to the Weekend, and not to demonstrate unusual exuberance. In Southeast Tennessee, if the Rector is married, the spouse of the rector

joins the rector at the conclusion of their rollo to offer a brief sharing about re-entry back into the world they left on the first evening.

SUMMARY

The candidates, in reality, have been presented with one talk - given in twenty segments. They have been invited to look at themselves and see who they are. They have also been reassured: No matter where they are or how far they have wandered, God is there with-open arms, welcoming them back.

They have been told that being human is to have ideals; and living a life in grace, focused totally and completely toward God, is the ***Christian ideal***. They have been told that all who have received Jesus Christ as Lord and Savior and who seek this life in grace are members of His Church; furthermore, that we are led by the Holy Spirit in that quest. They have been challenged by people who are earnestly seeking to live a life in grace.

Once we desire to live a life in grace, there arises an equally strong desire to know Christ better. We are urged to seek Him in the Scriptures, in the frequent reception of Holy Communion, and in the actions of our fellow Christian brothers and sisters. When we make this search an active part of our lives and begin to suffer through obstacles to grace, we are developing into leaders for Christ.

We are becoming effective leaders for Christ as we understand the environments in which we live. This understanding is deepened by a devotion to God and by constant contact with fellow Christians. In this way, we mature spiritually and grow in grace during our life-long Fourth Day.

TEAM BUILDING

PRE-WEEKEND PHASE

Each team member is responsible for helping to build a cohesive team. This process occurs during the formative pre-weekend team meetings. Each team member should:

- Pray without ceasing for the candidates, team, their families and the community;
- Attend all team meetings;
- Prepare for and know your team duties;
- Contribute to the sharing times;
- Make an effort to meet and know all team members;
- Participate with love in all liturgies, worship and praise sessions;
- Become familiar with the outline for each rollo;
- Enter into the rollo critique process with love and caring for your teammate and for what may affect/impact the candidates;
- Believe that the rector was chosen and anointed by God to be the human leader for the weekend; and
- Believe that God will give special power, grace and wisdom to the rector for the purpose of glorifying God during this time.

Importantly, apply to this team experience, the same mind you had on your original Tres Dias Weekend. Then, (depending upon where you made your Weekend) your rector asked you to:

- Believe that great things are possible;
- Have a spirit of openness to God and what He is asking of you;
- Have a loving concern for one another and total trust in God;

or

- Receive things in a Spirit of Idealism;
- Receive things in a Spirit of Cooperation; and,
- Receive things in a Spirit of love.

THE WEEKEND

The second area of common responsibility takes place during the Tres Dias Weekend. You are important in the process of making the Weekend effective. Some actions which are helpful include:

- Learn as many of the candidates' names as possible;
- Be as available as possible to the candidates during breaks and off-hours for fellowship and to get to know them;
- Wear your name tag;
- Observe the silent retreat time during the first evening;
- Share in the financial support of the Weekend;

- Perform the tasks assigned to you to the best of your ability, letting others do theirs; and,
- Trust the rector as God's chosen leader for the Weekend.

Remember that you will be blessed most when you are serving with love and humility.

POST-WEEKEND

The final formal team responsibility is to critique the Weekend. This takes place soon after the Weekend and is usually the last time the entire team will gather. The purpose of this team meeting is to review Weekend experiences so that we may encourage those actions which were supportive of *"The Essentials of Tres Dias "*, and learn from those that were not. Team members should review the Weekend in realistic, objective terms, carefully regarding the dignity of the rector. The rector will be using this data as the basis for a written report to the local Secretariat. While the critiquing process may vary from community to community, it is best when the local community has a prepared questionnaire to elicit responses from team members, in addition to encouraging them to write their unsolicited comments in narrative fashion. The team should use *"The Tres Dias Essentials"* as a guide for measuring the value of the pre-weekend and Weekend activities, possibly following along on the local communities "Detailed Schedule" as a convenient way to cover all activities.

While the first sentence in the previous paragraph spoke about the final **formal** team responsibility, there is nevertheless, an informal responsibility the team has with regard to the new pescadores. The team (particularly table leaders and team leadership) should stay in touch with new pescadores, pray for them, and encourage them well into their Fourth Day. A couple of ways to do that is to have one or two team and candidates group reunions or a couple of reunions of the people at each table.

THE ESSENTIALS OF TRES DIAS

© COPYRIGHT 2012 BY TRES DIAS, INC.

1.0 Preamble

The TRES DIAS Movement endeavors to bring Christians to a closer, more personal walk with their Lord Jesus Christ and encourage them to Christian leadership and Apostolic Action in their environments.

TRES DIAS is based on the principles, the method, and the teachings of the Roman Catholic Cursillo movement initially proposed by Eduardo Bonnin and his fellow Christians. Each candidate goes through three phases of the TRES DIAS movement: the pre-weekend, the three-day weekend¹ and the Fourth Day. TRES DIAS is a Christian ecumenical movement.

"The founders of the Cursillo movement saw a world of great need around them. They knew that the answer to the needs of the world had to be Christ and His Grace; but ... they saw Christians who did not live for Christ, and they saw a church that was ... ineffective and without life. They developed the Cursillo to meet part of this problem: to provide any part of the church which was ready to undertake the formation of Christian life with all the people it needed -- people who would have the deep dedication to Christ and to bringing all peoples to Him -- people who would undertake a regular program of formation in Christianity, and who would make their Christian life conscious and vital -- people who would understand how to be part of a unified apostolic effort."²

The main teaching of TRES DIAS is God's unqualified love for each of us through grace. It asks each member of the TRES DIAS community to grow in their personal piety, to study God's Word and other Christian writings and to express their love for Christ in Christian Apostolic Action.

These three aspects of Christian growth are stressed in the cloistered environment called, "the weekend." An invitation is issued during the weekend for each Pescadore to join a small group of his/her own choosing for continued support, prayer and encouragement.

In order to ensure consistency and stability within the TRES DIAS Movement, there must be certain essential aspects to which all TRES DIAS organizations conform. These Essentials fall into two categories: those which are quantitative and those which are qualitative in nature. It is the intent of TRES DIAS to use both of these categories as criteria for chartering local secretariats.

It should therefore be the policy of local secretariats to comply with these Essentials. Policies of local secretariats which deviate from these Essentials must be reviewed on an individual basis and are subject to the approval of TRES DIAS.

2.0. Essentials of the Movement

1. TRES DIAS Is A Christian Movement.

The ultimate objective of the TRES DIAS movement is to strengthen and extend the Body of Christ. No TRES DIAS organization shall change the teachings or practices of the TRES DIAS Movement to accommodate the participation of non-Christians.

For the purposes of these Essentials, "Christian" is intended to refer to those who are seeking a closer relationship with Jesus Christ as their Lord and Savior.

2. TRES DIAS Is A Christian Ecumenical Organization.

All TRES DIAS organizations shall actively seek the participation of persons from all the Christian denominations in their environment.

All TRES DIAS organizations shall stress those things which the Christian denominations have in common and respect those things which are different.

All TRES DIAS organizations have the duty and the authority to protect the TRES DIAS ecumenical structure.

3. Tres Dias is a Lay-led Movement. TRES DIAS is a lay-led organization; however, the active participation of the clergy is both essential and to be encouraged.

4. TRES DIAS is a Non-Profit Movement.

TRES DIAS organizations should pursue prudent fiscal policies. They shall avoid accumulating assets beyond what is required to carry out their part in the TRES DIAS Movement.

5. The TRES DIAS Movement Shall Not Assume the Role Of A Denomination

TRES DIAS is not a church-substitute; rather, it encourages Christians to worship and serve in their home congregations, as leaders.

6. Tres Dias Is Not A Service Organization

The TRES DIAS Movement encourages Pescadores to participate in "worthy projects." TRES DIAS organizations shall limit their activities to those related to carrying out the Tres Dias method.

3.0 The Essentials of the Tres Dias Method

1. The three sequential phases of an individual's involvement shall be: The Pre-Weekend phase, The Weekend phase, and The Fourth Day phase.

2. The object of the Pre-Weekend Phase is to prepare individuals for effective participation in the Weekend.

3. The purpose of the Weekend, in terms of method, is to prepare individuals for effective participation in the Fourth Day.

3.1 The Essentials of the Pre-Weekend Phase

1. That the candidate be sponsored for participation in all phases of the Tres Dias Movement, rather than just the Weekend.

2. That Candidates be sponsored by a member of a chartered Tres Dias community or similar community approved by TRES DIAS.

3. That candidates have a desire for a closer relationship with Jesus Christ as their Lord and Savior.

4. That candidates be accepted candidates from all Christian denominations.

5. That candidates be at least 21 years of age. However, if a local secretariat, using its best judgment, finds a sound and compelling reason (such as a spouse of a pescador, or military personnel), it OCCASIONALLY, on a case-by-case basis, may accept a candidate who is at least 18 years of age.

6. That candidates have not previously made a Tres Dias Weekend or a similar experience recognized as equivalent by TRES DIAS.

3.2 The Essentials of the Weekend Phase

1. The weekend has the following characteristics:
 - A. It is a weekend of living in Christian community involving a combination of carefully developed activities and teachings which are meant to lead to a fuller personal commitment to Christ.
 - B. It embodies personal witness, but is not a revival meeting.
 - C. It employs group dynamics, but it is neither sensitivity training nor group therapy.
 - D. It employs theological instruction that encourages the candidate to study his/her own Christian beliefs, but it is not a course in doctrine.
 - E. It includes a period of silent introspection, but it is not a retreat.
 - F. It is a renewal experience for Christians and is not necessarily a conversion experience.
 - G. It asks for basic faith, openness and seeking attitude on the part of the Candidate, but involves a great amount of dedication, prayer and careful planning on the part of the team.
 - H. It is an encounter with the Holy Spirit. However, TRES DIAS is not a "charismatic" movement.
 - I. The Weekend is a tool of God, not an end in itself. The weekend will not produce a permanent effect without Fourth Day activity.
2. The Spiritual Directors should be qualified to teach and counsel in spiritual matters.
3. At least one of the Spiritual Directors on the Weekend should be ordained and be authorized to regularly celebrate Holy Communion by his/her denomination. For the purposes of these Essentials, "clergy" is intended to refer to those persons qualified to serve as Spiritual Directors.
4. That men and women attend separate Weekends. The Spiritual Directors are exempted.
5. Team members represent a spectrum of Christian denominations.
6. That team members have previously made either a TRES DIAS Weekend or a similar experience recognized by TRES DIAS.
7. That the Rector must be a layperson and be responsible for all aspects of the Weekend, under the authority of the local sponsoring Secretariat.
8. That the team meets prior to the weekend to: promote community, receive instruction on the dynamics and critiques ALL Rollos.
9. That the TRES DIAS weekend be an intensive three-day program lasting approximately 72 continuous hours.
10. That the team and Candidates live in a cloistered environment for the entire Weekend.
11. That lay-talks may not be given by clergy, and Spiritual Director talks may not be given by a lay person.
12. That the Weekend begins in the evening with the following agenda:
 - Introduction given by the Rector
 - Start silent retreat to end after chapel the next morning
 - **Know Thyself** meditation, given by clergy
 - **Prodigal Son** meditation, (or alternatively, or a women's weekend, the Hosea-Gomer account as recorded in Hosea 1—3, or the account of the woman caught in adultery, as recorded in John 8:1-11) given by clergy
13. That the first day of the Weekend will have the following agenda:
 - **The Three Glances of Christ** meditation given by clergy
 - The **Ideals** Rollo, given by a lay person

- The **Grace** Rollo, given by clergy
 - The **Church** Rollo given by a lay person
 - The **Holy Spirit** Rollo, given by clergy
 - The **Piety Rollo**, given by a lay person
14. That the second day of the Weekend will have the following agenda:
 - The **Figure of Christ** meditation, given by clergy
 - The **Study** Rollo, given by a lay person
 - The **Sacred Moments of Grace** Rollo given by clergy, followed by Holy Communion
 - The **Action** Rollo, given by a lay person
 - The **Obstacles to Grace** Rollo, given by clergy
 - The **Leaders Rollo**, given by a lay person
 15. That Chapel visits by each table occur the afternoon of the second day.
 16. That the third day of the Weekend will have the following agenda:
 - **Christ's Message to the Pescadores** meditation given by clergy
 - The **Environments** Rollo, given by a lay person
 - The **Life in Grace** Rollo, given by clergy
 - The **Christian Community In Action** Rollo, given by a lay person
 - The **Reunion Groups** Rollo, given by a lay person
 - The **Living The Fourth Day** Rollo, given by a lay person
 - The Apostolic Hour
 - The Closing
 17. That chapel visits by each table occur the third day, preferably in the morning.
 18. That table discussions follow each Rollo **except** the Fourth Day.
 19. That all Rollos and meditations follow the dynamics and outlines authorized by TRES DIAS.
 20. That the team and Candidates have the opportunity to celebrate Holy Communion each full day of the Weekend.
 21. That a diversity of environments and viewpoints must be attempted in planning the Weekend itself and in forming the tables.
 22. That the freedom of self-determination of each candidate be respected.
 23. That the lay Rollos be informal talks of a witnessing or sharing nature.
 24. That a friendly, creative Christian environment must be developed and fostered during the TRES DIAS weekend, as opposed to a coercive or manipulative environment.
 25. That the schedule allow time for informal personal contact among the team and Candidates.
 26. That the Closing be as well prepared as other activities of the Weekend.
 27. The sponsoring Secretariat encourages the community to participate in the weekend through spiritual and service Palanca.

3.3 The Essentials of the Fourth Day Phase

The Pre-Weekend and Weekend phases are only a prelude to each individual's Fourth Day.

1. Reunion Groups

- a. That local Secretariat encourages Pescadores to participate in Reunion Groups.
- b. That local Secretariat utilizes the form of Reunion Group known as the "Working Reunion Group" to carry out the activities of the Tres Dias Movement.

2. Secuelas

- a. That local Secretariat sponsor regularly scheduled Secuelas; preferably at least once each month.
- b. That each Secuela include an opportunity for Pescadores to participate in the form of Reunion Group known as the "Floating Reunion Group."
- c. That each Secuela includes a "Fourth Day Talk".

4.0 The Essentials of the Local Secretariat Organization

The function of the local Secretariat is to conduct an effective program in accordance with the Tres Dias Method. Each local Secretariat must have a document, approved by its membership, describing its structure and operating procedures. The members of a local Secretariat must have completed a TRES Dias weekend or a similar experience recognized by Tres Dias. All Pescadores of the TRES DIAS community whom the local Secretariat claims to represent must be eligible to serve as voting members and officers of the secretariat, providing they agree to meet, uphold and follow the qualifications as outlined in the local community's Constitution and By-laws. The local Secretariat have a plan for the periodic election of new members. The local Secretariat must be the sole sponsor of a Tres Dias Weekend held in its community. Each local Secretariat must sponsor at least two (2) TRES DIAS Weekends each year. For the purposes of chartering, this requirement may be waived by TRES DIAS.

¹ Although the three-days are referred to as "The Weekend" the three days of the "Tres Dias Weekend" need not include Saturday and/or Sunday. The "TRES DIAS Weekend" may be held on any three consecutive days of the week.

² Adapted from TRES DIAS, NOTES ON METHOD, STRUCTURE AND DYNAMIC March 1974.

THE ESSENTIALS OF TRES DIAS

RATIFIED: JULY 1980, POUGHKEEPSIE, NEW YORK

REVISED: OCTOBER 1984; JANUARY 1986; JANUARY 1993; OCTOBER 1994, JULY 1996, JULY 2005, JULY 2012

© COPYRIGHT 2012 BY TRES DIAS, INC.

Tres Dias of Southeast Tennessee Professor Debriefing Form

Weekend # _____ (Men _____ Women _____)

_____ Professor _____ Name _____

What was your overall impression of the weekend and team meetings?

Please list any areas that, in your opinion, need improvement.

Please describe any elements of the weekend that you feel were new or particularly successful.

Did you have any problems with any particular team members? (Please elaborate on the problem)

Please describe any outstanding efforts or actions by team members in your area.

Describe anything that could be done to help professors on future weekends.

Please provide any other comments you may have.

Please return this form to the Assistant Head Cha at the end of the weekend; your duty is not complete until this form is turned in.